



COMMONWEALTH OF THE BAHAMAS

# MID-YEAR BUDGET PERFORMANCE

DURING THE SIX MONTHS ENDING 31<sup>ST</sup> DECEMBER, 2022

## *Goals of the Ministry of Finance*

---

- *Develop policies and manage resources to maximize sustainable socio-economic growth and stability*
- *Provide efficient and effective service to all stakeholders*
- *Collaborate with the private sector to improve the ease of doing business and facilitate private sector involvement in economic development*
- *Demonstrate accountability and transparency in the management of fiscal affairs*
- *Ensure appropriate financial management of ministries, departments and agencies that fall within the purview of the Ministry of Finance*
- *Retain a team of high performing professionals operating in an innovative and supportive work environment*

## Fiscal Summary 2022/23 (B\$ Millions)

	2017/18	2018/19	2019/20	2020/21	2021/22	2022/23	2023/24	2024/25
	Actuals	Actuals	Actuals	Actuals	Actuals	Budget	Forecast	Forecast
1. Recurrent Revenue	2,040.0	2,426.3	2,099.2	1,908.6	2,455.1	2,801.6	3,189.6	3,538.9
2. Recurrent Expenditure	2,189.0	2,418.0	2,526.0	2,872.5	2,948.6	2,997.2	2,952.5	2,918.1
of which Primary Recurrent Expenditure	1,846.0	2,059.3	2,152.3	2,421.0	2,436.1	2,408.2	2,410.2	2,430.9
Interest payments	343.0	358.7	373.7	451.5	512.5	589.0	542.2	487.2
3. Recurrent Balance (1 - 2)	(149.0)	8.3	(426.8)	(978.6)	(493.5)	(195.7)	237.2	620.8
4. Capital Revenue	3.0	0.1	-	-	-	2.8	2.8	2.0
5. Capital Expenditure	269.0	223.4	372.2	369.5	265.1	371.1	365.2	344.0
6. Capital Balance (4 - 5)	(266.0)	(223.3)	(372.2)	(369.5)	(265.1)	(368.3)	(362.4)	(342.0)
7. GFS Deficit (3 + 6)	(415.0)	(215.0)	(799.0)	(1,348.1)	(758.6)	(564.0)	(125.3)	278.8
8. GDP (Current Prices)	12,542.0	13,194.0	11,317.0	9,842.0	12,686.0	13,264.0	14,527.0	14,874.3
9. GFS Deficit as % of GDP	-3.3%	-1.6%	-7.1%	-13.7%	-6.1%	-4.3%	-0.9%	1.9%
<b>Memo Items</b>								
GDP (constant prices)	11,084.0	11,325.0	9,949.0	8,866.0	10,930.1	11,141.5	11,530.6	11,798.9
Growth Rate (current prices)	2.4%	5.2%	-14.2%	-13.0%	28.9%	4.6%	9.5%	2.4%
Growth Rate (constant prices)	1.6%	2.2%	-12.2%	-10.9%	23.3%	1.9%	3.5%	2.3%
Government Debt (end-June)	7,242.7	7,527.0	8,191.2	9,935.0	11,045.0	11,609.0	11,734.2	11,455.4
Government Debt (% of GDP)	57.7%	57.0%	72.4%	100.9%	87.1%	87.5%	80.8%	77.0%
Recurrent Revenue (% of GDP)	16.3%	18.4%	18.5%	19.0%	19.4%	21.1%	22.0%	23.8%
Recurrent Expenditure (% of GDP)	17.5%	18.3%	22.3%	29.0%	23.2%	22.6%	20.3%	19.6%
Capital Expenditure (% of GDP)	2.1%	1.7%	3.3%	3.8%	2.1%	2.8%	2.5%	2.3%
Primary Balance (\$M)	(72.0)	143.7	(425.3)	(896.6)	(246.1)	25.0	417.0	766.0
Primary Balance (% of GDP)	-0.8%	0.9%	-4.0%	-9.4%	-1.9%	0.2%	2.9%	5.1%
Primary Recurrent Expenditure (% of GDP)	14.7%	15.6%	19.0%	24.6%	19.2%	18.2%	16.6%	16.3%
Interest payment (% of recurrent revenue)	15.4%	13.6%	16.4%	22.6%	20.9%	21.0%	17.0%	13.8%
Interest payment (% of Government debt)	4.3%	4.4%	4.2%	4.3%	4.6%	5.1%	4.6%	4.3%
Interest payment (% of GDP)	2.5%	2.5%	3.0%	4.3%	4.0%	4.4%	3.7%	3.3%

Notes:

- GDP estimates through 2021 are from the Bahamas National Statistical Institute; and thereafter, from the IMF World Economic Outlook and the Ministry of Finance.
- Recurrent expenditures have been adjusted to exclude sinking fund balances, as these represent investments in future financial assets and therefore do not impact the overall deficit position.
- Because of rounding, some totals may not agree with the sum of their counterpart totals.

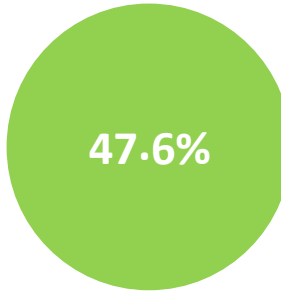
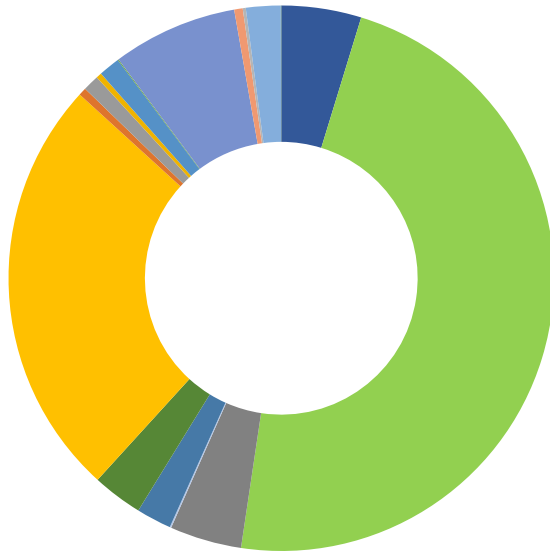




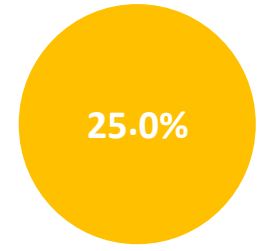
COMMONWEALTH OF THE BAHAMAS

# ESTIMATES OF REVENUE

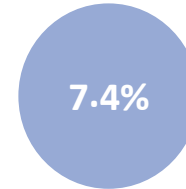
# RECURRENT REVENUE GRAPH



*Value Added Tax (VAT)*



*Taxes on International Trade & Transactions*



*Administration Fees*

REVENUE ITEM NO.	REVENUE ITEM DESCRIPTION	\$	%
11300	Property Tax	59,501,556	4.7%
11411	VAT	598,772,320	47.6%
	Taxes on Financial & Capital		
11414	Transactions	53,475,277	4.3%
11420	Excise Tax	1,104,644	0.1%
11440	Taxes on Specific Services	26,136,907	2.1%
	Taxes on Use & Permission to		
11450	Use Goods	37,437,367	3.0%
	Taxes on International Trade &		
11500	Transactions	314,295,449	25.0%
11600	Other Taxes	5,807,204	0.5%
14110	Interest	11,992,320	1.0%
14120	Dividends	4,120,000	0.3%
14150	Rent	15,879,981	1.3%
14210	Sales by Market Establishments	691,467	0.1%
14220	Administrative Fees	93,173,373	7.4%
	Incidental Sales by Nonmarket		
14230	Establishments	6,369,668	0.5%
14300	Fines, Penalties & Forfeits	2,231,241	0.2%
14410	Current Transfers N.E.C.	10,295	0.0%
14510	Premiums, Fees & Current Claims	25,880,679	2.1%
31410	Land	290,495	0.0%
		1,257,170,243	100.0%

# REVENUE SUMMARY

ITEM NO.	TITLE OF ITEM	APPROVED FORECAST 2022/2023	SIX MONTH PROVISIONAL 2021/2022 (JUL TO DEC)	SIX MONTH PROVISIONAL 2022/2023 (JUL TO DEC)	VARIANCE PROVISIONAL 2021/2022 VS PROVISIONAL 2022/2023
		\$	\$	\$	\$
11300	Taxes on Property	169,432,643	36,819,414	59,501,556	22,682,142
11411	Value Added Tax	1,411,843,460	544,540,289	598,772,320	54,232,031
11414	Taxes on Financial & Capital Transactions	69,263,400	47,783,150	53,475,277	5,692,127
11420	Excise Tax	66,623,233	40,352,884	1,104,644	-39,248,240
11440	Taxes on Specific Services	52,724,833	17,751,026	26,136,907	8,385,881
11450	Taxes on Use & Permission to Use Goods	203,593,721	48,655,113	37,437,367	-11,217,746
11500	Taxes on International Trade & Transactions	508,262,806	225,762,242	314,295,449	88,533,207
11600	Other Taxes	10,406,232	4,239,784	5,807,204	1,567,420
	<b>SUB-TOTAL:</b>	<b>2,492,150,328</b>	<b>965,903,902</b>	<b>1,096,530,724</b>	<b>130,626,822</b>
14110	Interest	13,200,000	10,304,667	11,992,320	1,687,653
14120	Dividends	6,150,000	28,020,000	4,120,000	-23,900,000
14150	Rent	18,308,383	11,165,308	15,879,981	4,714,673
14210	Sales by Market Establishments	4,412,667	808,346	691,467	-116,879
14220	Administrative Fees	194,077,193	107,312,813	93,173,373	-14,139,440
14230	Incidental Sales by Nonmarket Establishments	14,312,928	6,086,645	6,369,668	283,023
14300	Fines, Penalties & Forfeits	5,745,224	2,921,289	2,231,241	-690,048
14410	Current Transfers N.E.C.	49,236,872	27,935	10,295	-17,640
14510	Premiums, Fees & Current Claims	3,891,675	680,327	25,880,679	25,200,352
31410	Land	100,000	262,068	290,495	28,427
	<b>SUB-TOTAL:</b>	<b>309,434,942</b>	<b>167,589,398</b>	<b>160,639,519</b>	<b>-6,949,879</b>
	<b>TOTAL TAX &amp; NON-TAX REVENUE</b>	<b>2,801,585,270</b>	<b>1,133,493,300</b>	<b>1,257,170,243</b>	<b>123,676,943</b>
13200	Grants From International Organizations	2,750,000	158,000	1,080,159	922,159
31000	Sale of Non-Financial Assets	11,500	83,830	61,725	-22,105
	<b>SUB-TOTAL:</b>	<b>2,761,500</b>	<b>241,830</b>	<b>1,141,884</b>	<b>900,054</b>
	<b>GRAND TOTAL ALL REVENUE</b>	<b>2,804,346,770</b>	<b>1,133,735,130</b>	<b>1,258,312,127</b>	<b>124,576,997</b>
33000	Proceeds From Borrowings	1,840,728,223	400,453,066	764,586,083	364,133,017



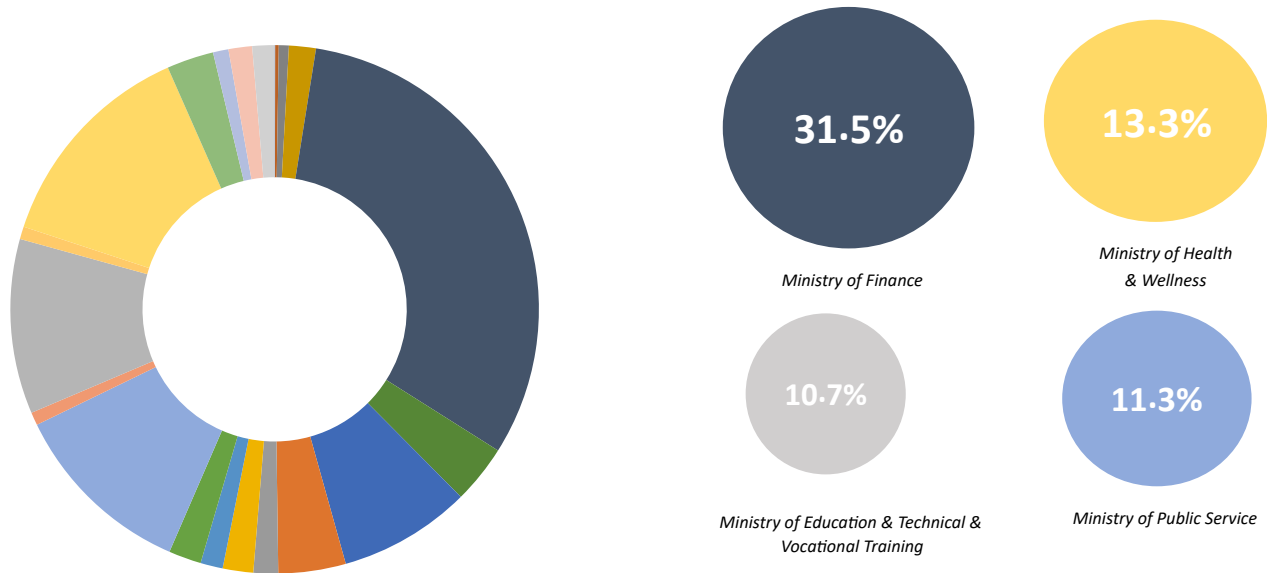




COMMONWEALTH OF THE BAHAMAS

# ESTIMATES OF RECURRENT EXPENDITURE

# SECTOR ALLOCATION GRAPH

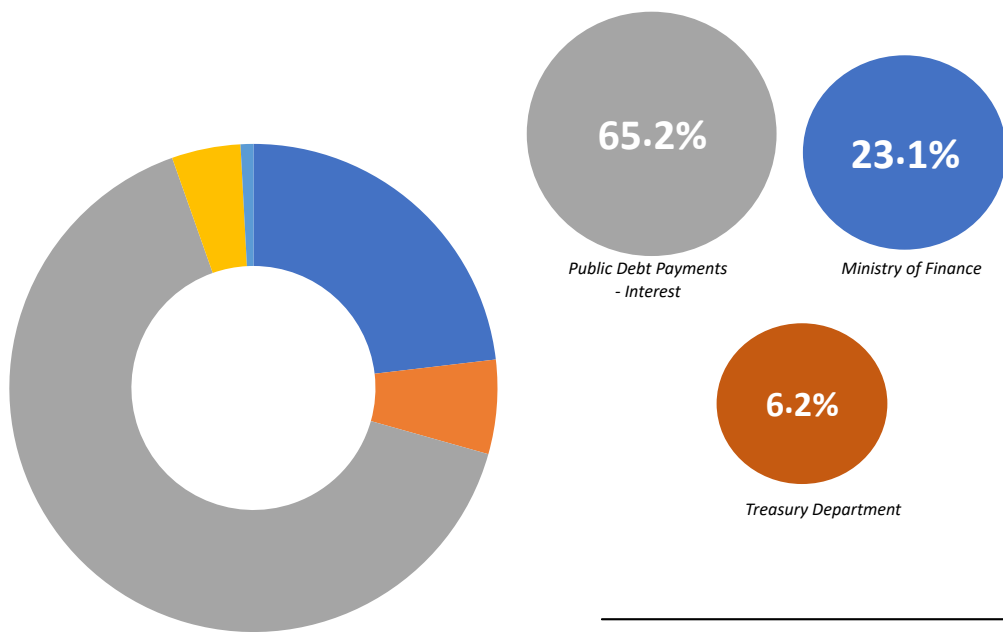


SECTOR	MINISTRY/DEPARTMENT	\$	%
1	Governor General And Staff	527,687	0.0%
2	Legislative	3,045,075	0.2%
3	The Judiciary	8,688,668	0.6%
	The Cabinet And Office Of The Prime Minister		
4	Minister	23,278,029	1.6%
5	Ministry Of Finance	445,673,483	31.5%
6	Ministry Of Works & Utilities	50,760,734	3.6%
7	Ministry Of National Security	114,828,011	8.1%
	Ministry Of Tourism, Investment & Aviation		
8		58,390,780	4.1%
	Ministry Of Foreign Affairs & The Public Service		
9		21,393,321	1.5%
	Ministry Of Agriculture & Marine Resources & Family Island Affairs		
10		26,390,591	1.9%
11	Ministry Of Transport & Housing	19,354,380	1.4%
	Ministry Of Social Services & Urban Development		
12		28,257,025	2.0%
13	Ministry Of Public Service	159,923,333	11.3%
14	Office of the Attorney General	11,265,932	0.8%
	Ministry Of Education & Technical & Vocational Training		
15		151,463,803	10.7%
16	Ministry For Grand Bahama	10,925,621	0.8%
17	Ministry Of Health & Wellness	188,670,495	13.3%
	Ministry Of The Environment & Natural Resources		
18		40,694,253	2.9%
19	Ministry Of Youth, Sports & Culture	13,373,345	0.9%
	Ministry Of Economic Affairs		
20		20,427,387	1.4%
21	Ministry Of Labour & Immigration	19,257,317	1.4%
		1,416,589,270	100.0%

# SECTOR ALLOCATION SUMMARY

SECT NO.	SECTOR	APPROVED	SUPPLEMENTAL	REVISED	PROVISIONAL	PROVISIONAL	VARIANCE
		ESTIMATES 2022/2023 \$	ESTIMATES & VIREMENTS 2022/2023 \$	ALLOCATION 2022/2023 \$	ACTUAL EXPENDITURE 2021/2022 (JUL TO DEC) \$	ACTUAL EXPENDITURE 2022/2023 (JUL TO DEC) \$	PROVISIONAL 2021/2022 VS PROVISIONAL 2022/2023 \$
01	GOVERNOR GENERAL AND STAFF	1,079,248	0	1,079,248	421,475	527,687	106,212
02	LEGISLATIVE	6,898,206	0	6,898,206	2,724,607	3,045,075	320,468
03	THE JUDICIARY	18,076,113	0	18,076,113	8,138,321	8,688,668	550,347
04	CABINET OFFICE AND THE OFFICE OF THE PRIME MINISTER	46,592,658	0	46,592,658	18,785,665	23,278,029	4,492,364
05	MINISTRY OF FINANCE	1,036,053,712	-204,853	1,035,848,860	398,238,068	445,673,483	47,435,415
06	MINISTRY OF WORKS AND UTILITIES	86,652,397	0	86,652,397	37,982,180	50,760,734	12,778,554
07	MINISTRY OF NATIONAL SECURITY	235,687,289	0	235,687,289	116,472,149	114,828,011	-1,644,138
08	MINISTRY OF TOURISM, INVESTMENT & AVIATION	122,846,253	0	122,846,253	71,604,901	58,390,780	-13,214,121
09	MINISTRY OF FOREIGN AFFAIRS & THE PUBLIC SERVICE	36,760,062	0	36,760,062	14,989,405	21,393,321	6,403,916
10	MINISTRY OF AGRICULTURE & MARINE RESOURCES & FAMILY ISLAND AFFAIRS	62,022,395	0	62,022,395	22,771,803	26,390,591	3,618,787
11	MINISTRY OF TRANSPORT & HOUSING	40,475,069	0	40,475,069	16,190,523	19,354,380	3,163,858
12	MINISTRY OF SOCIAL SERVICES & URBAN DEVELOPMENT	62,609,026	0	62,609,026	36,454,367	28,257,025	-8,197,342
13	MINISTRY OF PUBLIC SERVICE	332,201,986	0	332,201,986	127,162,881	159,923,333	32,760,452
14	OFFICE OF THE ATTORNEY GENERAL AND MINISTRY OF LEGAL AFFAIRS	27,050,571	0	27,050,571	10,904,363	11,265,932	361,569
15	MINISTRY OF EDUCATION & TECHNICAL & VOCATIONAL TRAINING	317,502,742	-2,000,000	315,502,742	136,748,838	151,463,803	14,714,965
16	MINISTRY FOR GRAND BAHAMA	13,362,993	1,069,000	14,431,993	2,995,023	10,925,621	7,930,598
17	MINISTRY OF HEALTH & WELLNESS	369,258,123	0	369,258,123	205,247,722	188,670,495	-16,577,228
18	MINISTRY OF THE ENVIRONMENT & NATURAL RESOURCES	72,381,063	0	72,381,063	39,284,993	40,694,253	1,409,260
19	MINISTRY OF YOUTH, SPORTS & CULTURE	22,979,122	0	22,979,122	6,803,836	13,373,345	6,569,509
20	MINISTRY OF ECONOMIC AFFAIRS	45,181,633	1,300,501	46,482,134	17,800,890	20,427,387	2,626,497
21	MINISTRY OF LABOUR & IMMIGRATION	41,564,545	0	41,564,545	19,586,257	19,257,317	-328,940
<b>GRAND TOTAL</b>		<b>2,997,235,206</b>	<b>164,648</b>	<b>2,997,399,855</b>	<b>1,311,308,267</b>	<b>1,416,589,270</b>	<b>105,281,002</b>

## SECTOR 5 - MINISTRY OF FINANCE (DETAILS)

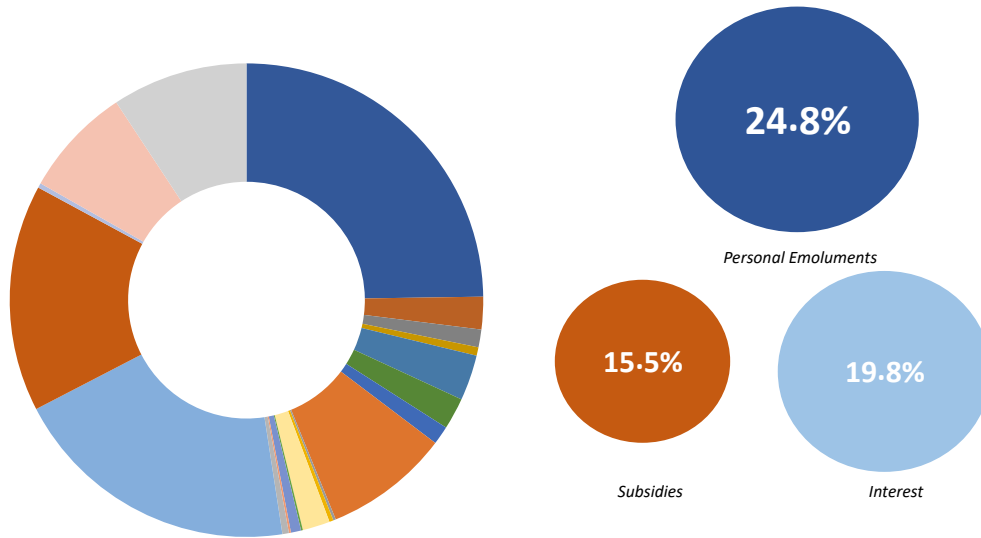


HEAD NO.	MINISTRY/DEPARTMENT	\$	%
21	Ministry of Finance	103,111,453	23.1%
22	Treasury Department	27,799,324	6.2%
26	Public Debt Payments- Interest	290,665,594	65.2%
23	Customs Department	20,321,151	4.6%
28	Department of Inland Revenue	3,775,961	0.8%
		445,673,483	100.0%

Memorandum			
27	Public Debt Payments- Redemption	753,895,392	



# RECURRENT EXPENDITURE GRAPH



ITEM NO	ITEM DESCRIPTION	\$	%
21110	Wages & Salaries	350,807,744	24.8%
21120	Allowances	31,432,303	2.2%
21210	Employer's Social Contributions	17,176,306	1.2%
22110	Travel & Subsistence	8,149,678	0.6%
22210	Rent	44,106,780	3.1%
22310	Utilities & Communication	30,570,797	2.2%
22410	Supplies & Materials	17,896,214	1.3%
22510	Services	120,961,120	8.5%
22610	Minor Capital Repairs	2,486,573	0.2%
22710	Operational Expenses	3,897,821	0.3%
22810	Special Financial Transactions	26,564,697	1.9%
22910	Other	1,777,350	0.1%
22920	Finance Charges (Hedging Charges)	9,791,658	0.7%
22930	Tourism Related	2,000,000	0.1%
22940	Local Government Districts	6,216,026	0.4%
22950	School Boards	37,800	0.0%
24000	Interest	280,873,936	19.8%
25000	Subsidies	219,461,999	15.5%
26000	Grants	4,516,614	0.3%
27000	Social Benefits	106,626,567	7.5%
28000	Other Payments	131,237,288	9.3%
		1,416,589,271	100.0%

# RECURRENT EXPENDITURE BY BLOCK

ITEM NO.	TITLE OF ITEM	APPROVED ESTIMATES 2022/2023	SUPPLEMENTAL ESTIMATES & VIREMENTS 2022/2023	REVISED ALLOCATION 2022/2023	PROVISIONAL ACTUAL EXPENDITURE 2021/2022 (JUL TO DEC)	PROVISIONAL ACTUAL EXPENDITURE 2022/2023 (JUL TO DEC)	VARIANCE PROVISIONAL 2021/2022 VS PROVISIONAL 2022/2023
		\$	\$	\$	\$	\$	\$
21110EE	Wages & Salaries (In Cash)	731,703,004	1,135,352	732,838,356	311,112,132	350,807,744	39,695,612
21120EE	Allowances	74,194,933	217,651	74,412,584	30,388,972	31,432,303	1,043,331
21210EE	Actual Employer's Social Contributions	41,182,971	0	41,182,971	15,756,125	17,176,306	1,420,181
22110EE	Travel & Subsistence	14,853,409	1,318,574	16,171,983	4,794,665	8,149,678	3,355,013
22210EE	Rent	86,698,389	-1,979,900	84,718,489	32,727,854	44,106,780	11,378,926
22310EE	Utilities & Communication	103,276,452	-1,400,000	101,876,452	26,785,689	30,570,797	3,785,108
22410EE	Supplies & Materials	46,106,060	-155,648	45,950,412	12,898,817	17,896,214	4,997,397
22510EE	Services	260,798,029	24,681	260,822,710	97,343,769	120,961,120	23,617,351
22610EE	Minor Capital Repairs	5,429,991	-61,000	5,368,991	2,058,151	2,486,573	428,422
22710EE	Operational Expenses	12,084,849	343,420	12,428,269	5,361,005	3,897,821	-1,463,184
22810EE	Special Financial Transactions	58,111,252	-216,026	57,895,226	54,270,240	26,564,697	-27,705,543
22910EE	Other	2,585,000	0	2,585,000	13,572	1,777,350	1,763,778
22920EE	Finance Charges (Hedging/Charges)	29,000,000	0	29,000,000	8,159,997	9,791,658	1,631,661
22930EE	Tourism Related	3,025,000	0	3,025,000	0	2,000,000	2,000,000
22940EE	Local Government Expenses	13,319,147	0	13,319,147	5,937,970	6,216,026	278,056
22950EE	School Board Expenses	124,000	0	124,000	45,000	37,800	-7,200
24100EE	Interest to Non Residents	284,424,305	10,929,498	295,353,803	118,486,017	153,588,089	35,102,072
24200EE	Interest to Residents Other Than General Government	275,563,473	-10,929,498	264,633,975	121,282,558	127,285,847	6,003,289
25110EE	Subsidies-Public Non-Financial Corporations	383,781,211	-1,300,000	382,481,211	217,755,287	208,260,818	-9,494,469
25210EE	Subsidies to Private Non-Financial Enterprises	22,567,500	-70,475	22,497,025	6,601,980	10,286,050	3,684,070
25310EE	Subsidies to Other Sectors	2,400,000	0	2,400,000	675,915	915,131	239,216
26210EE	Current Grants to International Organizations	8,437,526	0	8,437,526	4,184,115	4,516,614	332,499
27210EE	Social Assistance Benefits In Cash	51,400,762	-12,000	51,388,762	57,686,699	20,701,076	-36,985,623
27220EE	Social Assistance Benefits In Kind	80,000	0	80,000	0	80,000	80,000
27310EE	Pensions & Gratuities In Cash	170,697,139	0	170,697,139	77,951,886	85,845,491	7,893,605
28210EE	Current Transfers N.E.C.	232,036,945	2,320,024	234,356,969	78,959,960	98,544,476	19,584,516
28310EE	Premiums, Fees & Current Claims	83,353,859	0	83,353,859	20,069,896	32,692,812	12,622,916
	<b>GRAND TOTAL</b>	<b>2,997,235,206</b>	<b>164,653</b>	<b>2,997,399,859</b>	<b>1,311,308,271</b>	<b>1,416,589,271</b>	<b>105,281,000</b>
32000EE	Acquisition of Financial Assets (Sinking Fund)	46,491,095	0	46,491,095	26,640,878	19,979,544	-6,661,334

# SUMMARY OF AGENCIES RECURRENT EXPENDITURE 2022/2023

ITEM NO.	TITLE OF ITEM	APPROVED	SUPPLEMENTAL	REVISED	PROVISIONAL	PROVISIONAL	VARIANCE
		ESTIMATES 2022/2023 \$	ESTIMATES & VIREMENTS 2022/2023 \$	ALLOCATION 2022/2023 \$	EXPENDITURE 2021/2022 (JUL TO DEC) \$	EXPENDITURE 2022/2023 (JUL TO DEC) \$	PROVISIONAL 2021/2022 VS PROVISIONAL 2022/2023 \$
001	GOVERNOR GENERAL AND STAFF	1,079,248	0	1,079,248	421,475	527,687	106,212
002	THE SENATE	277,362	0	277,362	80,884	130,169	49,286
003	HOUSE OF ASSEMBLY	4,078,151	0	4,078,151	1,606,600	1,860,395	253,795
004	DEPARTMENT OF THE AUDITOR GENERAL	2,542,693	0	2,542,693	1,037,123	1,054,511	17,388
005	MINISTRY OF THE PUBLIC SERVICE	332,201,986	0	332,201,986	127,162,881	159,923,333	32,760,452
006	CABINET OFFICE	7,744,260	0	7,744,260	2,961,656	3,676,959	715,302
007	OFFICE OF THE ATTORNEY GENERAL AND MINISTRY OF LEGAL AFFAIRS	19,364,510	0	19,364,510	8,756,438	9,159,224	402,786
008	OFFICE OF THE JUDICIARY	15,800,951	0	15,800,951	7,094,988	7,556,901	461,913
009	COURT OF APPEAL	2,275,162	0	2,275,162	1,043,333	1,131,767	88,434
010	REGISTRAR GENERAL'S DEPARTMENT	4,406,434	0	4,406,434	1,209,033	1,418,883	209,850
011	BAHAMAS DEPARTMENT OF CORRECTIONAL SERVICES	31,646,404	0	31,646,404	13,476,847	13,669,442	192,595
012	PARLIAMENTARY REGISTRATION DEPARTMENT	1,176,420	0	1,176,420	2,275,324	473,777	-1,801,547
013	MINISTRY OF FOREIGN AFFAIRS AND THE PUBLIC SERVICE	36,760,062	0	36,760,062	14,989,405	21,393,321	6,403,916
014	OFFICE OF THE PRIME MINISTER	25,430,512	0	25,430,512	10,936,070	13,643,868	2,707,799
016	BAHAMAS INFORMATION SERVICES	2,770,434	0	2,770,434	953,081	1,258,644	305,564
017	GOVERNMENT PRINTING DEPARTMENT	1,303,661	0	1,303,661	586,847	590,857	4,011
018	DEPARTMENT OF LOCAL GOVERNMENT	26,200,058	0	26,200,058	10,626,581	11,605,395	978,813
019	DEPARTMENT OF PHYSICAL PLANNING	953,666	0	953,666	418,089	432,042	13,953
020	DEPARTMENT OF LANDS AND SURVEYS	2,765,375	0	2,765,375	1,938,540	817,061	-1,121,479
021	MINISTRY OF FINANCE	337,716,597	-204,853	337,511,745	92,531,484	103,111,453	10,579,969
022	TREASURY DEPARTMENT	63,362,853	0	63,362,853	38,967,727	27,799,324	-11,168,403
023	CUSTOMS DEPARTMENT	37,867,181	0	37,867,181	16,006,365	20,321,151	4,314,786
026	PUBLIC DEBT SERVICING - INTEREST AND OTHER CHARGES	588,987,777	0	588,987,777	247,928,572	290,665,594	42,737,022
028	DEPARTMENT OF INLAND REVENUE	8,119,304	0	8,119,304	2,803,920	3,775,961	972,041



# SUMMARY OF AGENCIES RECURRENT EXPENDITURE 2022/2023

ITEM NO.	TITLE OF ITEM	APPROVED ESTIMATES 2022/2023	SUPPLEMENTAL ESTIMATES & VIREMENTS 2022/2023	REVISED ALLOCATION 2022/2023	PROVISIONAL ACTUAL EXPENDITURE 2021/2022 (JUL TO DEC)	PROVISIONAL ACTUAL EXPENDITURE 2022/2023 (JUL TO DEC)	VARIANCE PROVISIONAL 2021/2022 VS PROVISIONAL 2022/2023
		\$	\$	\$	\$	\$	\$
029	MINISTRY OF NATIONAL SECURITY	15,489,011	0	15,489,011	6,192,276	6,682,023	489,746
030	DEPARTMENT OF IMMIGRATION	33,938,286	0	33,938,286	16,094,663	15,562,224	-532,439
031	THE ROYAL BAHAMAS POLICE FORCE	125,299,313	0	125,299,313	62,763,831	62,507,199	-256,632
032	THE ROYAL BAHAMAS DEFENCE FORCE	62,076,141	0	62,076,141	31,763,870	31,495,570	-268,300
033	MINISTRY OF WORKS AND UTILITIES	67,570,453	0	67,570,453	28,258,945	41,690,203	13,431,258
034	DEPARTMENT OF PUBLIC WORKS	18,128,278	0	18,128,278	9,305,146	8,638,489	-666,657
035	DEPARTMENT OF EDUCATION	202,202,806	0	202,202,806	85,579,611	97,768,450	12,188,840
037	DEPARTMENT OF ARCHIVES	724,860	0	724,860	271,960	332,094	60,134
038	MINISTRY OF EDUCATION AND TECHNICAL AND VOCATIONAL TRAINING	114,575,076	-2,000,000	112,575,076	50,897,268	53,363,259	2,465,991
040	MINISTRY OF TRANSPORT AND HOUSING	10,345,162	0	10,345,162	4,999,727	5,006,054	6,327
043	MINISTRY OF SOCIAL SERVICES AND URBAN DEVELOPMENT	13,855,288	0	13,855,288	5,978,454	6,290,010	311,556
044	DEPARTMENT OF SOCIAL SERVICES	48,753,738	0	48,753,738	30,475,913	21,967,016	-8,508,898
045	DEPARTMENT OF HOUSING	2,631,365	0	2,631,365	775,425	1,449,670	674,245
047	MINISTRY OF YOUTH, SPORTS AND CULTURE	22,979,122	0	22,979,122	6,803,836	13,373,345	6,569,509
048	DEPARTMENT OF LABOUR	3,340,977	0	3,340,977	957,631	1,698,869	741,238
049	MINISTRY OF ECONOMIC AFFAIRS	13,711,482	0	13,711,482	2,104,213	5,200,428	3,096,215
051	POST OFFICE DEPARTMENT	8,399,054	0	8,399,054	3,136,482	4,668,176	1,531,693
053	PORT DEPARTMENT	9,363,845	0	9,363,845	3,575,960	3,762,845	186,885
054	DEPARTMENT OF ROAD TRAFFIC	6,598,479	0	6,598,479	2,701,311	3,454,211	752,900
055	DEPARTMENT OF METEOROLOGY	3,137,164	0	3,137,164	1,001,617	1,013,424	11,807
056	MINISTRY OF AGRICULTURE, MARINE RESOURCES AND FAMILY ISLAND AFFAIRS	27,498,086	0	27,498,086	8,456,505	11,200,306	2,743,802
057	DEPARTMENT OF AGRICULTURE	5,522,159	0	5,522,159	2,452,844	2,534,234	81,389
058	DEPARTMENT OF MARINE RESOURCES	2,802,091	0	2,802,091	1,235,873	1,050,656	-185,217
060	MINISTRY OF HEALTH AND WELLNESS	316,322,383	0	316,322,383	183,501,338	162,986,566	-20,514,772

# SUMMARY OF AGENCIES RECURRENT EXPENDITURE 2022/2023

ITEM NO.	TITLE OF ITEM	APPROVED ESTIMATES 2022/2023	SUPPLEMENTAL ESTIMATES & VIREMENTS 2022/2023	REVISED ALLOCATION 2022/2023	PROVISIONAL ACTUAL EXPENDITURE 2021/2022 (JUL TO DEC)	PROVISIONAL ACTUAL EXPENDITURE 2022/2023 (JUL TO DEC)	VARIANCE PROVISIONAL 2021/2022 VS PROVISIONAL 2022/2023
		\$	\$	\$	\$	\$	\$
065	DEPARTMENT OF ENVIRONMENTAL HEALTH SERVICES	57,557,899	0	57,557,899	27,036,663	34,039,926	7,003,263
066	DEPARTMENT OF PUBLIC HEALTH	52,935,740	0	52,935,740	21,746,384	25,683,929	3,937,545
067	MINISTRY OF TOURISM, INVESTMENT AND AVIATION	122,846,253	0	122,846,253	71,604,901	58,390,780	-13,214,121
070	MINISTRY OF LABOUR AND IMMIGRATION	4,285,282	0	4,285,282	2,533,963	1,996,225	-537,738
072	MINISTRY OF THE ENVIRONMENT AND NATURAL RESOURCES	14,823,164	0	14,823,164	12,248,330	6,654,327	-5,594,004
073	DEPARTMENT OF TRANSFORMATION AND DIGITIZATION	31,470,151	1,300,501	32,770,652	15,696,677	15,226,959	-469,718
074	MINISTRY FOR GRAND BAHAMA	13,362,993	1,069,000	14,431,993	2,995,023	10,925,621	7,930,598
075	DEPARTMENT OF EMERGENCY PREPAREDNESS AND RESPONSE	6,578,416	0	6,578,416	1,409,472	3,290,640	1,881,167
076	DEPARTMENT OF PUBLIC PROSECUTIONS	3,279,627	0	3,279,627	938,892	687,825	-251,067
<b>GRAND TOTAL</b>		<b>2,997,235,205</b>	<b>164,648</b>	<b>2,997,399,854</b>	<b>1,311,308,267</b>	<b>1,416,589,272</b>	<b>105,281,003</b>

Note: Because of rounding, some totals may not agree with the sum of their counterpart totals.

# [Head 001] GOVERNOR GENERAL AND STAFF

ITEM NO.	TITLE OF ITEM	APPROVED	SUPPLEMENTAL	REVISED	PROVISIONAL	PROVISIONAL	VARIANCE
		ESTIMATES 2022/2023 \$	ESTIMATES & VIREMENTS 2022/2023 \$	ALLOCATION 2022/2023 \$	EXPENDITURE 2021/2022 (JUL TO DEC) \$	EXPENDITURE 2022/2023 (JUL TO DEC) \$	PROVISIONAL 2021/2022 VS PROVISIONAL 2022/2023 \$
21110EE	Wages & Salaries (In Cash)	821,808	0	821,808	338,400	432,231	93,831
21120EE	Allowances	80,300	0	80,300	16,806	24,388	7,582
22110EE	Travel & Subsistence	75,500	0	75,500	8,601	45,901	37,300
22410EE	Supplies & Materials	25,000	0	25,000	25,559	1,427	-24,132
22510EE	Services	64,540	0	64,540	30,651	18,761	-11,890
22610EE	Minor Capital Repairs	12,000	0	12,000	1,458	4,972	3,514
22810EE	Special Financial Transactions	100	0	100	0	7	7
<b>GOVERNOR GENERAL AND STAFF TOTAL EXPENSES</b>		<b>1,079,248</b>	<b>0</b>	<b>1,079,248</b>	<b>421,475</b>	<b>527,687</b>	<b>106,212</b>

The Accounting Officer for this Head is the SECRETARY TO THE GOVERNOR GENERAL

# [Head 002] THE SENATE

ITEM NO.	TITLE OF ITEM	APPROVED ESTIMATES 2022/2023 \$	SUPPLEMENTAL ESTIMATES & VIREMENTS 2022/2023 \$	REVISED ALLOCATION 2022/2023 \$	PROVISIONAL ACTUAL EXPENDITURE 2021/2022 (JUL TO DEC) \$	PROVISIONAL ACTUAL EXPENDITURE 2022/2023 (JUL TO DEC) \$	VARIANCE PROVISIONAL 2021/2022 VS PROVISIONAL 2022/2023 \$
21110EE	Wages & Salaries (In Cash)	228,815	0	228,815	79,340	126,706	47,366
21120EE	Allowances	13,637	0	13,637	0	2,700	2,700
22110EE	Travel & Subsistence	24,840	0	24,840	1,544	670	-874
22410EE	Supplies & Materials	9,470	0	9,470	0	93	93
22510EE	Services	500	0	500	0	0	0
22810EE	Special Financial Transactions	100	0	100	0	0	0
<b>THE SENATE TOTAL EXPENSES</b>		<b>277,362</b>	<b>0</b>	<b>277,362</b>	<b>80,884</b>	<b>130,169</b>	<b>49,285</b>

The Accounting Officer for this Head is the SECRETARY TO THE CABINET

# [Head 003] HOUSE OF ASSEMBLY

ITEM NO.	TITLE OF ITEM	APPROVED ESTIMATES 2022/2023 \$	SUPPLEMENTAL ESTIMATES & VIREMENTS 2022/2023 \$	REVISED ALLOCATION 2022/2023 \$	PROVISIONAL ACTUAL EXPENDITURE 2021/2022 (JUL TO DEC) \$	PROVISIONAL ACTUAL EXPENDITURE 2022/2023 (JUL TO DEC) \$	VARIANCE PROVISIONAL 2021/2022 VS PROVISIONAL 2022/2023 \$
21110EE	Wages & Salaries (In Cash)	1,796,676	0	1,796,676	841,571	867,717	26,146
21120EE	Allowances	46,700	52,500	99,200	14,270	45,829	31,559
22110EE	Travel & Subsistence	148,850	65,500	214,350	38,484	112,274	73,790
22210EE	Rent	1,170,000	0	1,170,000	528,805	585,000	56,195
22410EE	Supplies & Materials	70,637	0	70,637	23,615	39,489	15,874
22510EE	Services	691,388	-118,000	573,388	110,973	164,039	53,066
22610EE	Minor Capital Repairs	3,800	0	3,800	217	404	187
22810EE	Special Financial Transactions	100	0	100	46	0	-46
28210EE	Current Transfers N.E.C.	150,000	0	150,000	48,619	45,642	-2,977
<b>HOUSE OF ASSEMBLY TOTAL EXPENSES</b>		<b>4,078,151</b>	<b>0</b>	<b>4,078,151</b>	<b>1,606,600</b>	<b>1,860,394</b>	<b>253,794</b>

The Accounting Officer for this Head is the SECRETARY TO THE CABINET

# [Head 004] DEPARTMENT OF THE AUDITOR GENERAL

ITEM NO.	TITLE OF ITEM	APPROVED ESTIMATES 2022/2023	SUPPLEMENTAL ESTIMATES & VIREMENTS 2022/2023	REVISED ALLOCATION 2022/2023	PROVISIONAL ACTUAL EXPENDITURE 2021/2022 (JUL TO DEC)	PROVISIONAL ACTUAL EXPENDITURE 2022/2023 (JUL TO DEC)	VARIANCE PROVISIONAL 2021/2022 VS PROVISIONAL 2022/2023
		\$	\$	\$	\$	\$	\$
21110EE	Wages & Salaries (In Cash)	2,052,400	0	2,052,400	882,034	867,733	-14,301
21120EE	Allowances	26,800	0	26,800	7,000	9,236	2,236
21210EE	Actual Employer's Social Contributions	69,700	0	69,700	17,442	19,766	2,324
22110EE	Travel & Subsistence	92,281	0	92,281	16,597	50,632	34,035
22210EE	Rent	71,500	0	71,500	18,330	28,407	10,077
22410EE	Supplies & Materials	9,612	0	9,612	4,196	1,029	-3,167
22510EE	Services	212,300	0	212,300	89,180	74,960	-14,220
22610EE	Minor Capital Repairs	8,000	0	8,000	2,344	2,748	404
22810EE	Special Financial Transactions	100	0	100	0	0	0
<b>DEPARTMENT OF THE AUDITOR GENERAL TOTAL EXPENSES</b>		<b>2,542,693</b>	<b>0</b>	<b>2,542,693</b>	<b>1,037,123</b>	<b>1,054,511</b>	<b>17,388</b>

The Accounting Officer for this Head is the AUDITOR GENERAL

# [Head 005] MINISTRY OF THE PUBLIC SERVICE

ITEM NO.	TITLE OF ITEM	APPROVED ESTIMATES 2022/2023	SUPPLEMENTAL ESTIMATES & VIREMENTS 2022/2023	REVISED ALLOCATION 2022/2023	PROVISIONAL ACTUAL EXPENDITURE 2021/2022 (JUL TO DEC)	PROVISIONAL ACTUAL EXPENDITURE 2022/2023 (JUL TO DEC)	VARIANCE PROVISIONAL 2021/2022 VS PROVISIONAL 2022/2023
		\$	\$	\$	\$	\$	\$
21110EE	Wages & Salaries (In Cash)	29,799,071	0	29,799,071	9,227,628	12,936,888	3,709,260
21120EE	Allowances	608,187	0	608,187	183,898	223,302	39,404
22110EE	Travel & Subsistence	92,200	0	92,200	6,937	19,787	12,850
22210EE	Rent	59,822,924	-2,000,000	57,822,924	22,926,092	31,553,921	8,627,829
22410EE	Supplies & Materials	45,400	0	45,400	14,679	8,891	-5,788
22510EE	Services	1,582,750	2,000,000	3,582,750	121,783	2,051,314	1,929,531
22610EE	Minor Capital Repairs	7,760	0	7,760	751	1,071	320
22810EE	Special Financial Transactions	196,554	0	196,554	0	2,274	2,274
27310EE	Pensions & Gratuities In Cash	165,720,583	0	165,720,583	76,054,077	84,089,526	8,035,449
28310EE	Premiums, Fees & Current Claims	74,326,557	0	74,326,557	18,627,035	29,036,361	10,409,326
<b>MINISTRY OF THE PUBLIC SERVICE TOTAL EXPENSES</b>		<b>332,201,986</b>	<b>0</b>	<b>332,201,986</b>	<b>127,162,880</b>	<b>159,923,335</b>	<b>32,760,455</b>

The Accounting Officer for this Head is the PERMANENT SECRETARY

## [Head 006] CABINET OFFICE

ITEM NO.	TITLE OF ITEM	APPROVED ESTIMATES 2022/2023	SUPPLEMENTAL ESTIMATES & VIREMENTS 2022/2023	REVISED ALLOCATION 2022/2023	PROVISIONAL ACTUAL EXPENDITURE 2021/2022 (JUL TO DEC)	PROVISIONAL ACTUAL EXPENDITURE 2022/2023 (JUL TO DEC)	VARIANCE PROVISIONAL 2021/2022 VS PROVISIONAL 2022/2023
		\$	\$	\$	\$	\$	\$
21110EE	Wages & Salaries (In Cash)	1,816,611	0	1,816,611	885,866	865,549	-20,317
21120EE	Allowances	181,543	0	181,543	47,086	69,201	22,115
22110EE	Travel & Subsistence	41,000	0	41,000	1,075	8,108	7,033
22410EE	Supplies & Materials	5,257,159	0	5,257,159	935,078	2,523,643	1,588,565
22510EE	Services	333,849	0	333,849	241,291	187,683	-53,608
22610EE	Minor Capital Repairs	10,400	0	10,400	2,870	2,578	-292
22810EE	Special Financial Transactions	103,698	0	103,698	23,391	20,196	-3,195
28210EE	Current Transfers N.E.C.	0	0	0	825,000	0	-825,000
<b>CABINET OFFICE TOTAL EXPENSES</b>		<b>7,744,260</b>	<b>0</b>	<b>7,744,260</b>	<b>2,961,657</b>	<b>3,676,958</b>	<b>715,301</b>

The Accounting Officer for this Head is the SECRETARY TO THE CABINET



**[Head 007] OFFICE OF THE ATTORNEY  
GENERAL AND MINISTRY OF LEGAL AFFAIRS**

ITEM NO.	TITLE OF ITEM	APPROVED ESTIMATES	SUPPLEMENTAL ESTIMATES & VIREMENTS	REVISED ALLOCATION	PROVISIONAL ACTUAL EXPENDITURE	PROVISIONAL ACTUAL EXPENDITURE	VARIANCE PROVISIONAL
		2022/2023	2022/2023	2022/2023	2021/2022 (JUL TO DEC)	2022/2023 (JUL TO DEC)	2021/2022 VS PROVISIONAL 2022/2023
		\$	\$	\$	\$	\$	\$
21110EE	Wages & Salaries (In Cash)	8,550,610	0	8,550,610	3,742,797	5,021,015	1,278,218
21120EE	Allowances	753,500	0	753,500	260,393	396,640	136,247
22110EE	Travel & Subsistence	77,000	0	77,000	2,702	41,885	39,183
22210EE	Rent	5,000	0	5,000	0	0	0
22410EE	Supplies & Materials	25,000	0	25,000	10,533	4,774	-5,759
22510EE	Services	4,630,800	0	4,630,800	1,121,121	1,493,043	371,922
22610EE	Minor Capital Repairs	24,000	0	24,000	2,607	3,413	806
22810EE	Special Financial Transactions	310,100	0	310,100	66,415	45,902	-20,513
25310EE	Subsidies to Other Sectors	2,400,000	0	2,400,000	675,915	915,131	239,216
27210EE	Social Assistance Benefits In Cash	1,500	0	1,500	0	0	0
28210EE	Current Transfers N.E.C.	2,587,000	0	2,587,000	2,873,953	1,237,421	-1,636,532
<b>OFFICE OF THE ATTORNEY GENERAL AND MINISTRY OF LEGAL AFFAIRS TOTAL EXPENSES</b>		<b>19,364,510</b>	<b>0</b>	<b>19,364,510</b>	<b>8,756,436</b>	<b>9,159,224</b>	<b>402,788</b>

The Accounting Officer for this Head is the PERMANENT SECRETARY

# [Head 008] OFFICE OF THE JUDICIARY

ITEM NO.	TITLE OF ITEM	APPROVED ESTIMATES 2022/2023	SUPPLEMENTAL ESTIMATES & VIREMENTS 2022/2023	REVISED ALLOCATION 2022/2023	PROVISIONAL ACTUAL EXPENDITURE 2021/2022 (JUL TO DEC)	PROVISIONAL ACTUAL EXPENDITURE 2022/2023 (JUL TO DEC)	VARIANCE PROVISIONAL 2021/2022 VS PROVISIONAL 2022/2023
		\$	\$	\$	\$	\$	\$
21110EE	Wages & Salaries (In Cash)	10,682,238	0	10,682,238	5,413,325	5,415,213	1,888
21120EE	Allowances	2,294,272	0	2,294,272	805,974	935,063	129,089
22110EE	Travel & Subsistence	82,000	0	82,000	9,180	33,345	24,165
22210EE	Rent	0	0	0	7,500	0	-7,500
22410EE	Supplies & Materials	74,507	0	74,507	33,352	19,763	-13,589
22510EE	Services	1,287,634	0	1,287,634	417,823	599,117	181,294
22610EE	Minor Capital Repairs	27,200	0	27,200	6,166	7,818	1,651
22710EE	Operational Expenses	450,000	0	450,000	146,167	193,594	47,428
22810EE	Special Financial Transactions	3,100	0	3,100	0	452	452
27210EE	Social Assistance Benefits In Cash	900,000	0	900,000	255,500	352,537	97,037
<b>OFFICE OF THE JUDICIARY TOTAL EXPENSES</b>		<b>15,800,951</b>	<b>0</b>	<b>15,800,951</b>	<b>7,094,987</b>	<b>7,556,902</b>	<b>461,915</b>

The Accounting Officer for this Head is the REGISTRAR

# [Head 009] COURT OF APPEAL

ITEM NO.	TITLE OF ITEM	APPROVED ESTIMATES 2022/2023 \$	SUPPLEMENTAL ESTIMATES & VIREMENTS 2022/2023 \$	REVISED ALLOCATION 2022/2023 \$	PROVISIONAL ACTUAL EXPENDITURE 2021/2022 (JUL TO DEC) \$	PROVISIONAL ACTUAL EXPENDITURE 2022/2023 (JUL TO DEC) \$	VARIANCE PROVISIONAL 2021/2022 VS PROVISIONAL 2022/2023 \$
21110EE	Wages & Salaries (In Cash)	1,504,302	0	1,504,302	789,671	799,123	9,452
21120EE	Allowances	523,000	0	523,000	200,332	258,809	58,477
22110EE	Travel & Subsistence	3,800	0	3,800	0	0	0
22410EE	Supplies & Materials	19,900	12,000	31,900	8,107	19,114	11,007
22510EE	Services	161,160	0	161,160	39,918	48,014	8,096
22610EE	Minor Capital Repairs	13,000	0	13,000	1,805	3,687	1,882
27210EE	Social Assistance Benefits In Cash	50,000	-12,000	38,000	3,500	3,020	-480
<b>COURT OF APPEAL TOTAL EXPENSES</b>		<b>2,275,162</b>	<b>0</b>	<b>2,275,162</b>	<b>1,043,333</b>	<b>1,131,767</b>	<b>88,434</b>

The Accounting Officer for this Head is the REGISTRAR

# [Head 010] REGISTRAR GENERAL'S DEPARTMENT

ITEM NO.	TITLE OF ITEM	APPROVED ESTIMATES 2022/2023	SUPPLEMENTAL ESTIMATES & VIREMENTS 2022/2023	REVISED ALLOCATION 2022/2023	PROVISIONAL ACTUAL EXPENDITURE 2021/2022 (JUL TO DEC)	PROVISIONAL ACTUAL EXPENDITURE 2022/2023 (JUL TO DEC)	VARIANCE PROVISIONAL 2021/2022 VS PROVISIONAL 2022/2023
		\$	\$	\$	\$	\$	\$
21110EE	Wages & Salaries (In Cash)	2,272,435	0	2,272,435	991,540	1,063,640	72,100
21120EE	Allowances	113,039	0	113,039	10,705	19,415	8,710
22110EE	Travel & Subsistence	83,400	0	83,400	6,385	10,789	4,404
22210EE	Rent	105,600	0	105,600	48,000	52,800	4,800
22410EE	Supplies & Materials	51,000	0	51,000	19,133	9,076	-10,057
22510EE	Services	1,764,860	0	1,764,860	133,062	258,442	125,380
22610EE	Minor Capital Repairs	16,000	0	16,000	208	4,720	4,512
22810EE	Special Financial Transactions	100	0	100	0	0	0
<b>REGISTRAR GENERAL'S DEPARTMENT TOTAL EXPENSES</b>		<b>4,406,434</b>	<b>0</b>	<b>4,406,434</b>	<b>1,209,033</b>	<b>1,418,882</b>	<b>209,849</b>

The Accounting Officer for this Head is the REGISTRAR GENERAL

# [Head 011] BAHAMAS DEPARTMENT OF CORRECTIONAL SERVICES

ITEM NO.	TITLE OF ITEM	APPROVED ESTIMATES	SUPPLEMENTAL ESTIMATES & VIREMENTS	REVISED ALLOCATION	PROVISIONAL ACTUAL EXPENDITURE	PROVISIONAL ACTUAL EXPENDITURE	VARIANCE PROVISIONAL
		2022/2023	2022/2023	2022/2023	2021/2022 (JUL TO DEC)	2022/2023 (JUL TO DEC)	2021/2022 VS PROVISIONAL 2022/2023
		\$	\$	\$	\$	\$	\$
21110EE	Wages & Salaries (In Cash)	27,317,970	-49,000	27,268,970	11,102,609	12,018,961	916,352
21120EE	Allowances	2,618,600	49,000	2,667,600	879,672	994,544	114,872
22110EE	Travel & Subsistence	148,475	47,953	196,428	24,077	95,718	71,641
22310EE	Utilities & Communication	800	0	800	251	0	-251
22410EE	Supplies & Materials	793,282	0	793,282	1,282,750	340,374	-942,376
22510EE	Services	676,977	-47,953	629,024	155,844	175,791	19,947
22610EE	Minor Capital Repairs	36,000	0	36,000	10,043	18,910	8,867
22810EE	Special Financial Transactions	52,800	0	52,800	21,601	25,144	3,543
27210EE	Social Assistance Benefits In Cash	1,500	0	1,500	0	0	0
<b>BAHAMAS DEPARTMENT OF CORRECTIONAL SERVICES TOTAL EXPENSES</b>		<b>31,646,404</b>	<b>0</b>	<b>31,646,404</b>	<b>13,476,847</b>	<b>13,669,442</b>	<b>192,595</b>

The Accounting Officer for this Head is the COMMISSIONER

# [Head 012] PARLIAMENTARY REGISTRATION DEPARTMENT

ITEM NO.	TITLE OF ITEM	APPROVED	SUPPLEMENTAL	REVISED	PROVISIONAL	PROVISIONAL	VARIANCE
		ESTIMATES 2022/2023 \$	ESTIMATES & VIREMENTS 2022/2023 \$	ALLOCATION 2022/2023 \$	EXPENDITURE 2021/2022 (JUL TO DEC) \$	EXPENDITURE 2022/2023 (JUL TO DEC) \$	PROVISIONAL 2021/2022 VS PROVISIONAL 2022/2023 \$
21110EE	Wages & Salaries (In Cash)	811,750	0	811,750	331,004	433,306	102,302
21120EE	Allowances	22,000	0	22,000	3,000	9,510	6,510
22110EE	Travel & Subsistence	5,900	0	5,900	0	90	90
22410EE	Supplies & Materials	34,960	0	34,960	1,514	4,444	2,930
22510EE	Services	296,510	0	296,510	1,939,619	25,423	-1,914,196
22610EE	Minor Capital Repairs	5,200	0	5,200	187	1,005	818
22810EE	Special Financial Transactions	100	0	100	0	0	0
<b>PARLIAMENTARY REGISTRATION DEPARTMENT TOTAL EXPENSES</b>		<b>1,176,420</b>	<b>0</b>	<b>1,176,420</b>	<b>2,275,324</b>	<b>473,778</b>	<b>-1,801,546</b>

The Accounting Officer for this Head is the PARLIAMENTARY COMMISSIONER

# [Head 013] MINISTRY OF FOREIGN AFFAIRS AND THE PUBLIC SERVICE

ITEM NO.	TITLE OF ITEM	APPROVED ESTIMATES 2022/2023	SUPPLEMENTAL ESTIMATES & VIREMENTS 2022/2023	REVISED ALLOCATION 2022/2023	PROVISIONAL ACTUAL EXPENDITURE 2021/2022 (JUL TO DEC)	PROVISIONAL ACTUAL EXPENDITURE 2022/2023 (JUL TO DEC)	VARIANCE PROVISIONAL 2021/2022 VS PROVISIONAL 2022/2023
		\$	\$	\$	\$	\$	\$
21110EE	Wages & Salaries (In Cash)	12,085,697	0	12,085,697	5,215,796	7,423,555	2,207,759
21120EE	Allowances	2,385,494	0	2,385,494	1,327,910	1,706,044	378,134
22110EE	Travel & Subsistence	109,200	0	109,200	16,993	99,541	82,548
22210EE	Rent	4,970,000	0	4,970,000	2,203,378	3,047,884	844,506
22410EE	Supplies & Materials	25,988	0	25,988	19,281	7,722	-11,559
22510EE	Services	4,753,941	0	4,753,941	238,005	3,192,300	2,954,295
22610EE	Minor Capital Repairs	12,200	0	12,200	2,819	4,193	1,374
22710EE	Operational Expenses	4,540,000	0	4,540,000	2,124,279	1,493,040	-631,239
22810EE	Special Financial Transactions	100	0	100	157	0	-157
26210EE	Current Grants to International Organizations	7,846,686	0	7,846,686	3,840,787	4,419,042	578,255
27210EE	Social Assistance Benefits In Cash	4,500	0	4,500	0	0	0
28210EE	Current Transfers N.E.C.	26,256	0	26,256	0	0	0
<b>MINISTRY OF FOREIGN AFFAIRS AND THE PUBLIC SERVICE TOTAL EXPENSES</b>		<b>36,760,062</b>	<b>0</b>	<b>36,760,062</b>	<b>14,989,405</b>	<b>21,393,321</b>	<b>6,403,916</b>

The Accounting Officer for this Head is the PERMANENT SECRETARY

# [Head 014] OFFICE OF THE PRIME MINISTER

ITEM NO.	TITLE OF ITEM	APPROVED ESTIMATES 2022/2023	SUPPLEMENTAL ESTIMATES & VIREMENTS 2022/2023	REVISED ALLOCATION 2022/2023	PROVISIONAL ACTUAL EXPENDITURE 2021/2022 (JUL TO DEC)	PROVISIONAL ACTUAL EXPENDITURE 2022/2023 (JUL TO DEC)	VARIANCE PROVISIONAL 2021/2022 VS PROVISIONAL 2022/2023
		\$	\$	\$	\$	\$	\$
21110EE	Wages & Salaries (In Cash)	4,329,057	0	4,329,057	2,020,663	2,185,632	164,969
21120EE	Allowances	245,400	0	245,400	87,600	110,215	22,615
22110EE	Travel & Subsistence	625,424	881,237	1,506,661	95,728	1,163,404	1,067,676
22410EE	Supplies & Materials	77,047	0	77,047	28,821	15,302	-13,519
22510EE	Services	7,261,130	-881,237	6,379,893	2,309,328	3,019,181	709,853
22610EE	Minor Capital Repairs	42,354	0	42,354	26,835	11,116	-15,719
22710EE	Operational Expenses	0	0	0	14,643	0	-14,643
22810EE	Special Financial Transactions	100	0	100	0	0	0
28210EE	Current Transfers N.E.C.	12,850,000	0	12,850,000	6,352,452	7,139,019	786,567
<b>OFFICE OF THE PRIME MINISTER TOTAL EXPENSES</b>		<b>25,430,512</b>	<b>0</b>	<b>25,430,512</b>	<b>10,936,070</b>	<b>13,643,869</b>	<b>2,707,799</b>

The Accounting Officer for this Head is the PERMANENT SECRETARY



# [Head 016] BAHAMAS INFORMATION SERVICES

ITEM NO.	TITLE OF ITEM	APPROVED ESTIMATES 2022/2023	SUPPLEMENTAL ESTIMATES & VIREMENTS 2022/2023	REVISED ALLOCATION 2022/2023	PROVISIONAL ACTUAL EXPENDITURE 2021/2022 (JUL TO DEC)	PROVISIONAL ACTUAL EXPENDITURE 2022/2023 (JUL TO DEC)	VARIANCE PROVISIONAL 2021/2022 VS PROVISIONAL 2022/2023
		\$	\$	\$	\$	\$	\$
21110EE	Wages & Salaries (In Cash)	2,540,734	-44,385	2,496,349	919,539	1,182,752	263,213
21120EE	Allowances	3,000	44,385	47,385	0	18,960	18,960
22110EE	Travel & Subsistence	119,200	0	119,200	15,946	20,195	4,249
22410EE	Supplies & Materials	66,000	0	66,000	12,773	16,836	4,063
22510EE	Services	33,900	0	33,900	4,128	16,875	12,747
22610EE	Minor Capital Repairs	7,500	0	7,500	428	3,027	2,599
22810EE	Special Financial Transactions	100	0	100	268	0	-268
<b>BAHAMAS INFORMATION SERVICES TOTAL EXPENSES</b>		<b>2,770,434</b>	<b>0</b>	<b>2,770,434</b>	<b>953,082</b>	<b>1,258,645</b>	<b>305,563</b>

The Accounting Officer for this Head is the EXECUTIVE DIRECTOR

# [Head 017] GOVERNMENT PRINTING DEPARTMENT

ITEM NO.	TITLE OF ITEM	APPROVED ESTIMATES 2022/2023 \$	SUPPLEMENTAL ESTIMATES & VIREMENTS 2022/2023 \$	REVISED ALLOCATION 2022/2023 \$	PROVISIONAL ACTUAL EXPENDITURE 2021/2022 (JUL TO DEC) \$	PROVISIONAL ACTUAL EXPENDITURE 2022/2023 (JUL TO DEC) \$	VARIANCE PROVISIONAL 2021/2022 VS PROVISIONAL 2022/2023 \$
21110EE	Wages & Salaries (In Cash)	798,340	0	798,340	452,030	443,169	-8,861
21120EE	Allowances	104,250	0	104,250	38,645	40,112	1,467
22110EE	Travel & Subsistence	13,000	0	13,000	1,900	0	-1,900
22410EE	Supplies & Materials	30,061	0	30,061	6,381	1,646	-4,735
22510EE	Services	354,794	0	354,794	87,587	104,831	17,244
22610EE	Minor Capital Repairs	3,116	0	3,116	304	1,099	795
22810EE	Special Financial Transactions	100	0	100	0	0	0
<b>GOVERNMENT PRINTING DEPARTMENT TOTAL EXPENSES</b>		<b>1,303,661</b>	<b>0</b>	<b>1,303,661</b>	<b>586,847</b>	<b>590,857</b>	<b>4,010</b>

The Accounting Officer for this Head is the SECRETARY TO THE CABINET

# [Head 018] DEPARTMENT OF LOCAL GOVERNMENT

ITEM NO.	TITLE OF ITEM	APPROVED ESTIMATES 2022/2023	SUPPLEMENTAL ESTIMATES & VIREMENTS 2022/2023	REVISED ALLOCATION 2022/2023	PROVISIONAL ACTUAL EXPENDITURE 2021/2022 (JUL TO DEC)	PROVISIONAL ACTUAL EXPENDITURE 2022/2023 (JUL TO DEC)	VARIANCE PROVISIONAL 2021/2022 VS PROVISIONAL 2022/2023
		\$	\$	\$	\$	\$	\$
21110EE	Wages & Salaries (In Cash)	8,691,122	0	8,691,122	3,398,038	4,304,665	906,627
21120EE	Allowances	392,700	0	392,700	57,702	115,412	57,710
22110EE	Travel & Subsistence	386,000	0	386,000	46,053	142,061	96,008
22210EE	Rent	621,789	0	621,789	199,050	297,400	98,350
22310EE	Utilities & Communication	61,800	0	61,800	28,829	25,950	-2,879
22410EE	Supplies & Materials	1,391,300	0	1,391,300	237,272	240,049	2,777
22510EE	Services	472,100	0	472,100	60,191	104,826	44,635
22610EE	Minor Capital Repairs	804,000	0	804,000	661,477	108,246	-553,231
22810EE	Special Financial Transactions	60,100	0	60,100	0	50,761	50,761
22940EE	Local Government Expenses	13,319,147	0	13,319,147	5,937,970	6,216,026	278,056
<b>DEPARTMENT OF LOCAL GOVERNMENT TOTAL EXPENSES</b>		<b>26,200,058</b>	<b>0</b>	<b>26,200,058</b>	<b>10,626,582</b>	<b>11,605,396</b>	<b>978,814</b>

The Accounting Officer for this Head is the PERMANENT SECRETARY

# [Head 019] DEPARTMENT OF PHYSICAL PLANNING

ITEM NO.	TITLE OF ITEM	APPROVED ESTIMATES 2022/2023	SUPPLEMENTAL ESTIMATES & VIREMENTS 2022/2023	REVISED ALLOCATION 2022/2023	PROVISIONAL ACTUAL EXPENDITURE 2021/2022 (JUL TO DEC)	PROVISIONAL ACTUAL EXPENDITURE 2022/2023 (JUL TO DEC)	VARIANCE PROVISIONAL 2021/2022 VS PROVISIONAL 2022/2023
		\$	\$	\$	\$	\$	\$
21110EE	Wages & Salaries (In Cash)	811,413	0	811,413	401,607	385,263	-16,344
21120EE	Allowances	99,300	0	99,300	8,292	40,000	31,708
22110EE	Travel & Subsistence	9,700	0	9,700	1,309	1,628	319
22410EE	Supplies & Materials	5,860	0	5,860	2,966	430	-2,536
22510EE	Services	23,793	0	23,793	3,225	4,244	1,019
22610EE	Minor Capital Repairs	3,500	0	3,500	690	478	-212
22810EE	Special Financial Transactions	100	0	100	0	0	0
<b>DEPARTMENT OF PHYSICAL PLANNING TOTAL EXPENSES</b>		<b>953,666</b>	<b>0</b>	<b>953,666</b>	<b>418,089</b>	<b>432,043</b>	<b>13,954</b>

The Accounting Officer for this Head is the DIRECTOR

# [Head 020] DEPARTMENT OF LANDS AND SURVEYS

ITEM NO.	TITLE OF ITEM	APPROVED ESTIMATES 2022/2023	SUPPLEMENTAL ESTIMATES & VIREMENTS 2022/2023	REVISED ALLOCATION 2022/2023	PROVISIONAL ACTUAL EXPENDITURE 2021/2022 (JUL TO DEC)	PROVISIONAL ACTUAL EXPENDITURE 2022/2023 (JUL TO DEC)	VARIANCE PROVISIONAL 2021/2022 VS PROVISIONAL 2022/2023
		\$	\$	\$	\$	\$	\$
21110EE	Wages & Salaries (In Cash)	1,232,000	0	1,232,000	483,949	531,593	47,644
21120EE	Allowances	239,500	0	239,500	28,225	32,715	4,490
22110EE	Travel & Subsistence	26,995	0	26,995	0	6,765	6,765
22410EE	Supplies & Materials	28,500	0	28,500	10,163	7,451	-2,712
22510EE	Services	1,227,280	0	1,227,280	1,414,816	237,101	-1,177,715
22610EE	Minor Capital Repairs	10,000	0	10,000	1,386	1,436	50
22810EE	Special Financial Transactions	100	0	100	0	0	0
28210EE	Current Transfers N.E.C.	1,000	0	1,000	0	0	0
<b>DEPARTMENT OF LANDS AND SURVEYS TOTAL EXPENSES</b>		<b>2,765,375</b>	<b>0</b>	<b>2,765,375</b>	<b>1,938,539</b>	<b>817,061</b>	<b>-1,121,478</b>

The Accounting Officer for this Head is the DIRECTOR

# [Head 021] MINISTRY OF FINANCE

ITEM NO.	TITLE OF ITEM	APPROVED ESTIMATES 2022/2023	SUPPLEMENTAL ESTIMATES & VIREMENTS 2022/2023	REVISED ALLOCATION 2022/2023	PROVISIONAL ACTUAL EXPENDITURE 2021/2022 (JUL TO DEC)	PROVISIONAL ACTUAL EXPENDITURE 2022/2023 (JUL TO DEC)	VARIANCE PROVISIONAL 2021/2022 VS PROVISIONAL 2022/2023
		\$	\$	\$	\$	\$	\$
21110EE	Wages & Salaries (In Cash)	50,880,441	0	50,880,441	4,458,034	5,030,614	572,580
21120EE	Allowances	821,000	0	821,000	180,622	206,602	25,980
22110EE	Travel & Subsistence	290,340	0	290,340	14,454	112,512	98,058
22210EE	Rent	6,710,000	0	6,710,000	1,171,917	2,564,359	1,392,442
22310EE	Utilities & Communication	80,455,282	0	80,455,282	11,138,568	21,457,515	10,318,947
22410EE	Supplies & Materials	16,821,367	0	16,821,367	22,607	7,793,494	7,770,887
22510EE	Services	36,669,305	0	36,669,305	4,087,148	24,799,309	20,712,161
22610EE	Minor Capital Repairs	151,500	0	151,500	14,369	10,183	-4,186
22710EE	Operational Expenses	500,000	0	500,000	94,290	185,623	91,333
22810EE	Special Financial Transactions	49,213,480	-204,853	49,008,627	28,614,859	22,674,153	-5,940,706
22930EE	Tourism Related	3,025,000	0	3,025,000	0	2,000,000	2,000,000
25210EE	Subsidies to Private Non-Financial Enterprises	4,000,000	0	4,000,000	0	4,000,000	4,000,000
26210EE	Current Grants to International Organizations	105,000	0	105,000	0	0	0
27210EE	Social Assistance Benefits In Cash	15,000,000	0	15,000,000	34,090,226	4,755,088	-29,335,138
28210EE	Current Transfers N.E.C.	66,950,000	0	66,950,000	8,547,228	5,573,608	-2,973,620
28310EE	Premiums, Fees & Current Claims	6,123,882	0	6,123,882	97,163	1,948,394	1,851,231
<b>MINISTRY OF FINANCE TOTAL EXPENSES</b>		<b>337,716,597</b>	<b>-204,853</b>	<b>337,511,744</b>	<b>92,531,485</b>	<b>103,111,454</b>	<b>10,579,969</b>

The Accounting Officer for this Head is the FINANCIAL SECRETARY

# [Head 022] TREASURY DEPARTMENT

ITEM NO.	TITLE OF ITEM	APPROVED ESTIMATES 2022/2023	SUPPLEMENTAL ESTIMATES & VIREMENTS 2022/2023	REVISED ALLOCATION 2022/2023	PROVISIONAL ACTUAL EXPENDITURE 2021/2022 (JUL TO DEC)	PROVISIONAL ACTUAL EXPENDITURE 2022/2023 (JUL TO DEC)	VARIANCE PROVISIONAL 2021/2022 VS PROVISIONAL 2022/2023
		\$	\$	\$	\$	\$	\$
21110EE	Wages & Salaries (In Cash)	9,534,272	0	9,534,272	4,404,271	4,837,620	433,349
21120EE	Allowances	542,663	0	542,663	36,532	183,260	146,728
21210EE	Actual Employer's Social Contributions	41,113,271	0	41,113,271	15,738,683	17,156,540	1,417,857
22110EE	Travel & Subsistence	73,480	0	73,480	840	2,704	1,864
22210EE	Rent	54,886	0	54,886	22,800	27,280	4,480
22310EE	Utilities & Communication	4,275	0	4,275	0	0	0
22410EE	Supplies & Materials	25,840	0	25,840	18,192	981	-17,211
22510EE	Services	9,563,035	0	9,563,035	3,711,127	4,598,913	887,786
22610EE	Minor Capital Repairs	40,000	0	40,000	1,953	2,078	125
22810EE	Special Financial Transactions	575	0	575	14,347,392	-8,805	-14,356,197
27310EE	Pensions & Gratuities In Cash	2,410,556	0	2,410,556	685,938	998,754	312,816
<b>TREASURY DEPARTMENT TOTAL EXPENSES</b>		<b>63,362,853</b>	<b>0</b>	<b>63,362,853</b>	<b>38,967,728</b>	<b>27,799,325</b>	<b>-11,168,403</b>

The Accounting Officer for this Head is the ACCOUNTANT GENERAL

# [Head 023] CUSTOMS DEPARTMENT

ITEM NO.	TITLE OF ITEM	APPROVED ESTIMATES 2022/2023	SUPPLEMENTAL ESTIMATES & VIREMENTS 2022/2023	REVISED ALLOCATION 2022/2023	PROVISIONAL ACTUAL EXPENDITURE 2021/2022 (JUL TO DEC)	PROVISIONAL ACTUAL EXPENDITURE 2022/2023 (JUL TO DEC)	VARIANCE PROVISIONAL 2021/2022 VS PROVISIONAL 2022/2023
		\$	\$	\$	\$	\$	\$
21110EE	Wages & Salaries (In Cash)	25,749,655	0	25,749,655	11,026,678	13,669,431	2,642,753
21120EE	Allowances	7,506,150	0	7,506,150	3,456,640	5,249,962	1,793,322
22110EE	Travel & Subsistence	157,640	0	157,640	44,609	62,259	17,650
22210EE	Rent	1,996,000	0	1,996,000	836,613	750,626	-85,987
22410EE	Supplies & Materials	218,500	0	218,500	115,109	74,198	-40,911
22510EE	Services	2,118,686	0	2,118,686	501,517	479,231	-22,286
22610EE	Minor Capital Repairs	110,000	0	110,000	25,197	35,443	10,246
22810EE	Special Financial Transactions	100	0	100	0	0	0
26210EE	Current Grants to International Organizations	10,450	0	10,450	0	0	0
<b>CUSTOMS DEPARTMENT TOTAL EXPENSES</b>		<b>37,867,181</b>	<b>0</b>	<b>37,867,181</b>	<b>16,006,363</b>	<b>20,321,150</b>	<b>4,314,787</b>

The Accounting Officer for this Head is the COMPTROLLER



## *[Head 026]* PUBLIC DEBT SERVICING - INTEREST AND OTHER CHARGES

ITEM NO.	TITLE OF ITEM	APPROVED ESTIMATES	SUPPLEMENTAL ESTIMATES & VIREMENTS	REVISED ALLOCATION	PROVISIONAL ACTUAL EXPENDITURE	PROVISIONAL ACTUAL EXPENDITURE	VARIANCE PROVISIONAL
		2022/2023	2022/2023	2022/2023	2021/2022	2022/2023	2021/2022 VS PROVISIONAL
		\$	\$	\$	(JUL TO DEC)	(JUL TO DEC)	2022/2023
					\$	\$	\$
22920EE	Finance Charges (Hedging/Charges)	29,000,000	0	29,000,000	8,159,997	9,791,658	1,631,661
24100EE	Interest to Non Residents	284,424,305	10,929,498	295,353,803	118,486,017	153,588,089	35,102,072
24200EE	Interest to Residents Other Than General Government	275,563,473	-10,929,498	264,633,975	121,282,558	127,285,847	6,003,289
	<b>PUBLIC DEBT SERVICING - INTEREST AND OTHER CHARGES TOTAL EXPENSES</b>	<b>588,987,778</b>	<b>0</b>	<b>588,987,778</b>	<b>247,928,572</b>	<b>290,665,594</b>	<b>42,737,022</b>

The Accounting Officer for this Head is the ACCOUNTANT GENERAL

# [Head 028] DEPARTMENT OF INLAND REVENUE

ITEM NO.	TITLE OF ITEM	APPROVED ESTIMATES 2022/2023 \$	SUPPLEMENTAL ESTIMATES & VIREMENTS 2022/2023 \$	REVISED ALLOCATION 2022/2023 \$	PROVISIONAL ACTUAL EXPENDITURE 2021/2022 (JUL TO DEC) \$	PROVISIONAL ACTUAL EXPENDITURE 2022/2023 (JUL TO DEC) \$	VARIANCE PROVISIONAL 2021/2022 VS PROVISIONAL 2022/2023 \$
21110EE	Wages & Salaries (In Cash)	6,506,602	0	6,506,602	2,485,758	3,193,379	707,621
21120EE	Allowances	258,600	0	258,600	59,027	80,552	21,525
22110EE	Travel & Subsistence	195,000	0	195,000	4,055	85,297	81,242
22410EE	Supplies & Materials	94,800	0	94,800	19,583	32,719	13,136
22510EE	Services	846,202	0	846,202	189,299	316,198	126,899
22610EE	Minor Capital Repairs	68,000	0	68,000	4,336	19,480	15,144
22810EE	Special Financial Transactions	100	0	100	0	0	0
28210EE	Current Transfers N.E.C.	150,000	0	150,000	41,862	48,335	6,473
<b>DEPARTMENT OF INLAND REVENUE TOTAL EXPENSES</b>		<b>8,119,304</b>	<b>0</b>	<b>8,119,304</b>	<b>2,803,920</b>	<b>3,775,960</b>	<b>972,040</b>

The Accounting Officer for this Head is the CHIEF VALUATION OFFICER/CONTROLLER

# [Head 029] MINISTRY OF NATIONAL SECURITY

ITEM NO.	TITLE OF ITEM	APPROVED ESTIMATES 2022/2023	SUPPLEMENTAL ESTIMATES & VIREMENTS 2022/2023	REVISED ALLOCATION 2022/2023	PROVISIONAL ACTUAL EXPENDITURE 2021/2022 (JUL TO DEC)	PROVISIONAL ACTUAL EXPENDITURE 2022/2023 (JUL TO DEC)	VARIANCE PROVISIONAL 2021/2022 VS PROVISIONAL 2022/2023
		\$	\$	\$	\$	\$	\$
21110EE	Wages & Salaries (In Cash)	2,196,650	0	2,196,650	505,773	1,074,066	568,293
21120EE	Allowances	73,400	0	73,400	26,500	32,685	6,185
22110EE	Travel & Subsistence	58,955	0	58,955	6,740	17,486	10,746
22410EE	Supplies & Materials	41,510	0	41,510	15,418	9,334	-6,084
22510EE	Services	7,200,696	0	7,200,696	3,232,286	3,923,227	690,941
22610EE	Minor Capital Repairs	9,400	0	9,400	2,716	2,706	-10
22710EE	Operational Expenses	4,600,000	0	4,600,000	2,225,151	1,399,103	-826,048
22810EE	Special Financial Transactions	1,000,100	0	1,000,100	157,327	202,321	44,994
27210EE	Social Assistance Benefits In Cash	246,000	0	246,000	20,365	21,094	729
28210EE	Current Transfers N.E.C.	62,300	0	62,300	0	0	0
<b>MINISTRY OF NATIONAL SECURITY TOTAL EXPENSES</b>		<b>15,489,011</b>	<b>0</b>	<b>15,489,011</b>	<b>6,192,276</b>	<b>6,682,022</b>	<b>489,746</b>

The Accounting Officer for this Head is the PERMANENT SECRETARY

# *[Head 030]* DEPARTMENT OF IMMIGRATION

ITEM NO.	TITLE OF ITEM	APPROVED ESTIMATES 2022/2023	SUPPLEMENTAL ESTIMATES & VIREMENTS 2022/2023	REVISED ALLOCATION 2022/2023	PROVISIONAL ACTUAL EXPENDITURE 2021/2022 (JUL TO DEC)	PROVISIONAL ACTUAL EXPENDITURE 2022/2023 (JUL TO DEC)	VARIANCE PROVISIONAL 2021/2022 VS PROVISIONAL 2022/2023
		\$	\$	\$	\$	\$	\$
21110EE	Wages & Salaries (In Cash)	22,988,077	0	22,988,077	8,278,806	11,138,441	2,859,635
21120EE	Allowances	5,355,228	0	5,355,228	2,020,553	2,483,866	463,313
22110EE	Travel & Subsistence	1,929,080	0	1,929,080	1,098,392	1,045,178	-53,214
22210EE	Rent	910,000	0	910,000	225,233	360,965	135,732
22410EE	Supplies & Materials	299,000	0	299,000	855,065	105,734	-749,331
22510EE	Services	2,380,801	0	2,380,801	3,589,244	387,338	-3,201,906
22610EE	Minor Capital Repairs	76,000	0	76,000	27,371	40,702	13,331
22810EE	Special Financial Transactions	100	0	100	0	0	0
<b>DEPARTMENT OF IMMIGRATION TOTAL EXPENSES</b>		<b>33,938,286</b>	<b>0</b>	<b>33,938,286</b>	<b>16,094,664</b>	<b>15,562,224</b>	<b>-532,440</b>

The Accounting Officer for this Head is the DIRECTOR

# [Head 031] THE ROYAL BAHAMAS POLICE FORCE

ITEM NO.	TITLE OF ITEM	APPROVED ESTIMATES 2022/2023	SUPPLEMENTAL ESTIMATES & VIREMENTS 2022/2023	REVISED ALLOCATION 2022/2023	PROVISIONAL ACTUAL EXPENDITURE 2021/2022 (JUL TO DEC)	PROVISIONAL ACTUAL EXPENDITURE 2022/2023 (JUL TO DEC)	VARIANCE PROVISIONAL 2021/2022 VS PROVISIONAL 2022/2023
		\$	\$	\$	\$	\$	\$
21110EE	Wages & Salaries (In Cash)	97,526,740	0	97,526,740	47,783,127	48,619,375	836,248
21120EE	Allowances	15,641,940	0	15,641,940	7,641,975	7,823,984	182,009
22110EE	Travel & Subsistence	1,171,071	0	1,171,071	630,327	572,240	-58,087
22210EE	Rent	3,873,188	0	3,873,188	2,364,305	2,534,289	169,984
22410EE	Supplies & Materials	1,744,350	0	1,744,350	1,740,513	594,310	-1,146,203
22510EE	Services	4,009,369	0	4,009,369	1,981,649	1,705,632	-276,017
22610EE	Minor Capital Repairs	1,102,555	0	1,102,555	525,136	475,407	-49,729
22810EE	Special Financial Transactions	100	0	100	0	0	0
27310EE	Pensions & Gratuities In Cash	10,000	0	10,000	0	0	0
28210EE	Current Transfers N.E.C.	220,000	0	220,000	96,800	181,963	85,163
<b>THE ROYAL BAHAMAS POLICE FORCE TOTAL EXPENSES</b>		<b>125,299,313</b>	<b>0</b>	<b>125,299,313</b>	<b>62,763,832</b>	<b>62,507,200</b>	<b>-256,632</b>

The Accounting Officer for this Head is the COMMISSIONER

# [Head 032] THE ROYAL BAHAMAS DEFENCE FORCE

ITEM NO.	TITLE OF ITEM	APPROVED ESTIMATES 2022/2023	SUPPLEMENTAL ESTIMATES & VIREMENTS 2022/2023	REVISED ALLOCATION 2022/2023	PROVISIONAL ACTUAL EXPENDITURE 2021/2022 (JUL TO DEC)	PROVISIONAL ACTUAL EXPENDITURE 2022/2023 (JUL TO DEC)	VARIANCE PROVISIONAL 2021/2022 VS PROVISIONAL 2022/2023
		\$	\$	\$	\$	\$	\$
21110EE	Wages & Salaries (In Cash)	52,413,615	0	52,413,615	25,467,520	26,782,129	1,314,609
21120EE	Allowances	4,479,915	0	4,479,915	1,669,176	1,817,167	147,991
22110EE	Travel & Subsistence	278,036	0	278,036	150,186	232,962	82,776
22210EE	Rent	450,800	0	450,800	229,800	211,400	-18,400
22310EE	Utilities & Communication	80,000	0	80,000	960	12,800	11,840
22410EE	Supplies & Materials	1,468,269	-67,651	1,400,618	3,265,864	748,098	-2,517,766
22510EE	Services	1,307,006	67,651	1,374,657	444,141	831,756	387,615
22610EE	Minor Capital Repairs	1,360,000	0	1,360,000	536,222	859,257	323,035
22810EE	Special Financial Transactions	230,000	0	230,000	0	0	0
28210EE	Current Transfers N.E.C.	8,500	0	8,500	0	0	0
<b>THE ROYAL BAHAMAS DEFENCE FORCE TOTAL EXPENSES</b>		<b>62,076,141</b>	<b>0</b>	<b>62,076,141</b>	<b>31,763,869</b>	<b>31,495,569</b>	<b>-268,300</b>

The Accounting Officer for this Head is the COMMODORE

# [Head 033] MINISTRY OF WORKS AND UTILITIES

ITEM NO.	TITLE OF ITEM	APPROVED ESTIMATES 2022/2023	SUPPLEMENTAL ESTIMATES & VIREMENTS 2022/2023	REVISED ALLOCATION 2022/2023	PROVISIONAL ACTUAL EXPENDITURE 2021/2022 (JUL TO DEC)	PROVISIONAL ACTUAL EXPENDITURE 2022/2023 (JUL TO DEC)	VARIANCE PROVISIONAL 2021/2022 VS PROVISIONAL 2022/2023
		\$	\$	\$	\$	\$	\$
21110EE	Wages & Salaries (In Cash)	5,903,555	-15,000	5,888,555	3,444,181	3,493,313	49,132
21120EE	Allowances	473,440	15,000	488,440	157,858	204,013	46,155
22110EE	Travel & Subsistence	150,000	38,000	188,000	55,695	142,331	86,636
22210EE	Rent	68,693	0	68,693	14,462	17,980	3,518
22410EE	Supplies & Materials	233,565	0	233,565	631,416	62,974	-568,443
22510EE	Services	404,000	23,000	427,000	71,720	255,672	183,952
22610EE	Minor Capital Repairs	177,100	-61,000	116,100	37,436	61,779	24,343
22810EE	Special Financial Transactions	100	0	100	0	0	0
25110EE	Subsidies-Public Non-Financial Corporations	34,000,000	0	34,000,000	20,264,214	24,877,467	4,613,253
28210EE	Current Transfers N.E.C.	26,160,000	0	26,160,000	3,581,963	12,574,674	8,992,712
<b>MINISTRY OF WORKS AND UTILITIES TOTAL EXPENSES</b>		<b>67,570,453</b>	<b>0</b>	<b>67,570,453</b>	<b>28,258,945</b>	<b>41,690,203</b>	<b>13,431,258</b>

The Accounting Officer for this Head is the PERMANENT SECRETARY

# [Head 034] DEPARTMENT OF PUBLIC WORKS

ITEM NO.	TITLE OF ITEM	APPROVED ESTIMATES 2022/2023	SUPPLEMENTAL ESTIMATES & VIREMENTS 2022/2023	REVISED ALLOCATION 2022/2023	PROVISIONAL ACTUAL EXPENDITURE 2021/2022 (JUL TO DEC)	PROVISIONAL ACTUAL EXPENDITURE 2022/2023 (JUL TO DEC)	VARIANCE PROVISIONAL 2021/2022 VS PROVISIONAL 2022/2023
		\$	\$	\$	\$	\$	\$
21110EE	Wages & Salaries (In Cash)	16,012,433	0	16,012,433	8,516,968	7,779,571	-737,397
21120EE	Allowances	2,014,505	0	2,014,505	780,732	846,371	65,639
22110EE	Travel & Subsistence	25,200	0	25,200	5,705	9,080	3,375
22410EE	Supplies & Materials	18,894	0	18,894	0	1,025	1,025
22510EE	Services	57,146	0	57,146	1,740	2,443	703
22810EE	Special Financial Transactions	100	0	100	0	0	0
<b>DEPARTMENT OF PUBLIC WORKS TOTAL EXPENSES</b>		<b>18,128,278</b>	<b>0</b>	<b>18,128,278</b>	<b>9,305,145</b>	<b>8,638,490</b>	<b>-666,655</b>

The Accounting Officer for this Head is the DIRECTOR



# [Head 035] DEPARTMENT OF EDUCATION

ITEM NO.	TITLE OF ITEM	APPROVED ESTIMATES 2022/2023	SUPPLEMENTAL ESTIMATES & VIREMENTS 2022/2023	REVISED ALLOCATION 2022/2023	PROVISIONAL ACTUAL EXPENDITURE 2021/2022 (JUL TO DEC)	PROVISIONAL ACTUAL EXPENDITURE 2022/2023 (JUL TO DEC)	VARIANCE PROVISIONAL 2021/2022 VS PROVISIONAL 2022/2023
		\$	\$	\$	\$	\$	\$
21110EE	Wages & Salaries (In Cash)	165,882,946	0	165,882,946	77,596,152	85,082,562	7,486,410
21120EE	Allowances	10,948,000	0	10,948,000	2,830,763	2,348,935	-481,828
22110EE	Travel & Subsistence	332,846	420,000	752,846	103,220	550,001	446,781
22310EE	Utilities & Communication	242,845	0	242,845	118,800	114,682	-4,118
22410EE	Supplies & Materials	5,463,799	-100,000	5,363,799	1,244,076	2,318,705	1,074,629
22510EE	Services	13,917,551	-320,000	13,597,551	2,960,195	5,418,348	2,458,153
22610EE	Minor Capital Repairs	52,100	0	52,100	15,137	23,506	8,368
22810EE	Special Financial Transactions	100	0	100	0	0	0
22950EE	School Board Expenses	34,000	0	34,000	0	0	0
27210EE	Social Assistance Benefits In Cash	5,256,619	0	5,256,619	680,668	1,911,711	1,231,043
28210EE	Current Transfers N.E.C.	72,000	0	72,000	30,600	0	-30,600
<b>DEPARTMENT OF EDUCATION TOTAL EXPENSES</b>		<b>202,202,806</b>	<b>0</b>	<b>202,202,806</b>	<b>85,579,611</b>	<b>97,768,450</b>	<b>12,188,838</b>

The Accounting Officer for this Head is the DIRECTOR

# [Head 037] DEPARTMENT OF ARCHIVES

ITEM NO.	TITLE OF ITEM	APPROVED ESTIMATES 2022/2023	SUPPLEMENTAL ESTIMATES & VIREMENTS 2022/2023	REVISED ALLOCATION 2022/2023	PROVISIONAL ACTUAL EXPENDITURE 2021/2022 (JUL TO DEC)	PROVISIONAL ACTUAL EXPENDITURE 2022/2023 (JUL TO DEC)	VARIANCE PROVISIONAL 2021/2022 VS PROVISIONAL 2022/2023
		\$	\$	\$	\$	\$	\$
21110EE	Wages & Salaries (In Cash)	506,438	0	506,438	239,369	263,549	24,180
21120EE	Allowances	60,800	0	60,800	3,858	19,103	15,245
22110EE	Travel & Subsistence	4,600	0	4,600	0	0	0
22210EE	Rent	40,260	0	40,260	0	36,048	36,048
22410EE	Supplies & Materials	14,960	0	14,960	3,025	1,154	-1,871
22510EE	Services	60,718	0	60,718	18,017	6,887	-11,130
22610EE	Minor Capital Repairs	3,000	0	3,000	514	386	-128
22810EE	Special Financial Transactions	34,084	0	34,084	7,177	4,968	-2,209
<b>DEPARTMENT OF ARCHIVES TOTAL EXPENSES</b>		<b>724,860</b>	<b>0</b>	<b>724,860</b>	<b>271,960</b>	<b>332,095</b>	<b>60,135</b>

The Accounting Officer for this Head is the DIRECTOR

# [Head 038] MINISTRY OF EDUCATION AND TECHNICAL AND VOCATIONAL TRAINING

ITEM NO.	TITLE OF ITEM	APPROVED ESTIMATES	SUPPLEMENTAL ESTIMATES & VIREMENTS	REVISED ALLOCATION	PROVISIONAL ACTUAL EXPENDITURE	PROVISIONAL ACTUAL EXPENDITURE	VARIANCE PROVISIONAL
		2022/2023	2022/2023	2022/2023	2021/2022	2022/2023	2021/2022 VS PROVISIONAL
		\$	\$	\$	(JUL TO DEC)	(JUL TO DEC)	2022/2023
					\$	\$	\$
21110EE	Wages & Salaries (In Cash)	5,698,557	0	5,698,557	3,224,255	3,317,955	93,700
21120EE	Allowances	119,000	0	119,000	25,983	25,891	-92
22110EE	Travel & Subsistence	70,000	0	70,000	7,569	16,635	9,066
22210EE	Rent	1,366,578	0	1,366,578	502,150	271,111	-231,039
22310EE	Utilities & Communication	4,075,065	0	4,075,065	584,027	947,497	363,470
22410EE	Supplies & Materials	81,690	0	81,690	14,518	19,122	4,604
22510EE	Services	2,386,081	0	2,386,081	588,470	773,215	184,745
22610EE	Minor Capital Repairs	19,760	0	19,760	5,966	11,383	5,417
22710EE	Operational Expenses	475,000	0	475,000	186,136	157,529	-28,607
22810EE	Special Financial Transactions	143,100	0	143,100	51,260	10,824	-40,436
22950EE	School Board Expenses	90,000	0	90,000	45,000	37,800	-7,200
25110EE	Subsidies-Public Non-Financial Corporations	37,147,886	0	37,147,886	17,423,943	18,573,943	1,150,000
25210EE	Subsidies to Private Non-Financial Enterprises	15,700,000	0	15,700,000	6,238,000	5,463,550	-774,450
26210EE	Current Grants to International Organizations	60,000	0	60,000	59,947	25,112	-34,835
28210EE	Current Transfers N.E.C.	47,138,939	-2,000,000	45,138,939	21,940,042	23,711,692	1,771,650
28310EE	Premiums, Fees & Current Claims	3,420	0	3,420	0	0	0
<b>MINISTRY OF EDUCATION AND TECHNICAL AND VOCATIONAL TRAINING TOTAL EXPENSES</b>		<b>114,575,076</b>	<b>-2,000,000</b>	<b>112,575,076</b>	<b>50,897,266</b>	<b>53,363,259</b>	<b>2,465,993</b>

The Accounting Officer for this Head is the PERMANENT SECRETARY

# [Head 040] MINISTRY OF TRANSPORT AND HOUSING

ITEM NO.	TITLE OF ITEM	APPROVED ESTIMATES 2022/2023	SUPPLEMENTAL ESTIMATES & VIREMENTS 2022/2023	REVISED ALLOCATION 2022/2023	PROVISIONAL ACTUAL EXPENDITURE 2021/2022 (JUL TO DEC)	PROVISIONAL ACTUAL EXPENDITURE 2022/2023 (JUL TO DEC)	VARIANCE PROVISIONAL 2021/2022 VS PROVISIONAL 2022/2023
		\$	\$	\$	\$	\$	\$
21110EE	Wages & Salaries (In Cash)	1,137,481	-10,000	1,127,481	390,054	562,113	172,059
21120EE	Allowances	54,700	10,000	64,700	9,630	22,088	12,458
22110EE	Travel & Subsistence	14,978	0	14,978	7,070	11,470	4,400
22410EE	Supplies & Materials	16,016	0	16,016	7,867	3,406	-4,461
22510EE	Services	9,112,609	0	9,112,609	4,584,332	4,404,762	-179,570
22610EE	Minor Capital Repairs	9,278	0	9,278	775	2,214	1,439
22810EE	Special Financial Transactions	100	0	100	0	0	0
<b>MINISTRY OF TRANSPORT AND HOUSING TOTAL EXPENSES</b>		<b>10,345,162</b>	<b>0</b>	<b>10,345,162</b>	<b>4,999,728</b>	<b>5,006,053</b>	<b>6,325</b>

The Accounting Officer for this Head is the PERMANENT SECRETARY

# [Head 043] MINISTRY OF SOCIAL SERVICES AND URBAN DEVELOPMENT

ITEM NO.	TITLE OF ITEM	APPROVED ESTIMATES	SUPPLEMENTAL ESTIMATES & VIREMENTS	REVISED ALLOCATION	PROVISIONAL ACTUAL EXPENDITURE	PROVISIONAL ACTUAL EXPENDITURE	VARIANCE PROVISIONAL
		2022/2023	2022/2023	2022/2023	2021/2022	2022/2023	2021/2022 VS PROVISIONAL
		\$	\$	\$	(JUL TO DEC)	(JUL TO DEC)	2022/2023
					\$	\$	\$
21110EE	Wages & Salaries (In Cash)	4,327,807	0	4,327,807	1,914,164	2,047,138	132,974
21120EE	Allowances	173,100	0	173,100	53,590	59,233	5,643
22110EE	Travel & Subsistence	329,630	0	329,630	22,550	61,772	39,222
22210EE	Rent	34,210	0	34,210	13,874	12,718	-1,156
22410EE	Supplies & Materials	205,590	0	205,590	27,410	19,723	-7,687
22510EE	Services	551,115	11,173	562,288	80,033	135,817	55,784
22610EE	Minor Capital Repairs	28,266	0	28,266	8,414	9,394	980
22710EE	Operational Expenses	528,000	0	528,000	208,973	151,740	-57,233
22810EE	Special Financial Transactions	55,100	-11,173	43,927	12,773	11,446	-1,327
28210EE	Current Transfers N.E.C.	7,622,470	0	7,622,470	3,636,674	3,781,029	144,355
<b>MINISTRY OF SOCIAL SERVICES AND URBAN DEVELOPMENT TOTAL EXPENSES</b>		<b>13,855,288</b>	<b>0</b>	<b>13,855,288</b>	<b>5,978,455</b>	<b>6,290,010</b>	<b>311,555</b>

The Accounting Officer for this Head is the PERMANENT SECRETARY

# [Head 044] DEPARTMENT OF SOCIAL SERVICES

ITEM NO.	TITLE OF ITEM	APPROVED ESTIMATES 2022/2023	SUPPLEMENTAL ESTIMATES & VIREMENTS 2022/2023	REVISED ALLOCATION 2022/2023	PROVISIONAL ACTUAL EXPENDITURE 2021/2022 (JUL TO DEC)	PROVISIONAL ACTUAL EXPENDITURE 2022/2023 (JUL TO DEC)	VARIANCE PROVISIONAL 2021/2022 VS PROVISIONAL 2022/2023
		\$	\$	\$	\$	\$	\$
21110EE	Wages & Salaries (In Cash)	12,583,524	-40,000	12,543,524	5,470,428	5,600,618	130,190
21120EE	Allowances	214,900	40,000	254,900	71,411	98,219	26,808
22110EE	Travel & Subsistence	499,273	0	499,273	192,849	168,945	-23,904
22210EE	Rent	374,860	0	374,860	138,350	138,610	260
22410EE	Supplies & Materials	420,069	0	420,069	58,515	210,856	152,341
22510EE	Services	713,406	0	713,406	285,818	299,084	13,266
22610EE	Minor Capital Repairs	41,383	0	41,383	6,451	9,564	3,113
22810EE	Special Financial Transactions	100	0	100	0	0	0
27210EE	Social Assistance Benefits In Cash	29,925,643	0	29,925,643	22,636,440	13,653,063	-8,983,377
28210EE	Current Transfers N.E.C.	3,980,580	0	3,980,580	1,615,650	1,788,056	172,406
<b>DEPARTMENT OF SOCIAL SERVICES TOTAL EXPENSES</b>		<b>48,753,738</b>	<b>0</b>	<b>48,753,738</b>	<b>30,475,912</b>	<b>21,967,015</b>	<b>-8,508,897</b>

The Accounting Officer for this Head is the DIRECTOR

# [Head 045] DEPARTMENT OF HOUSING

ITEM NO.	TITLE OF ITEM	APPROVED ESTIMATES 2022/2023	SUPPLEMENTAL ESTIMATES & VIREMENTS 2022/2023	REVISED ALLOCATION 2022/2023	PROVISIONAL ACTUAL EXPENDITURE 2021/2022 (JUL TO DEC)	PROVISIONAL ACTUAL EXPENDITURE 2022/2023 (JUL TO DEC)	VARIANCE PROVISIONAL 2021/2022 VS PROVISIONAL 2022/2023
		\$	\$	\$	\$	\$	\$
21110EE	Wages & Salaries (In Cash)	1,630,226	0	1,630,226	523,335	862,791	339,456
21120EE	Allowances	26,500	0	26,500	14,463	6,850	-7,613
22110EE	Travel & Subsistence	57,070	0	57,070	2,415	55,993	53,578
22410EE	Supplies & Materials	42,083	0	42,083	15,406	13,849	-1,557
22510EE	Services	866,436	0	866,436	217,445	508,063	290,618
22610EE	Minor Capital Repairs	8,950	0	8,950	2,360	2,124	-236
22810EE	Special Financial Transactions	100	0	100	0	0	0
<b>DEPARTMENT OF HOUSING TOTAL EXPENSES</b>		<b>2,631,365</b>	<b>0</b>	<b>2,631,365</b>	<b>775,424</b>	<b>1,449,670</b>	<b>674,246</b>

The Accounting Officer for this Head is the PERMANENT SECRETARY

# [Head 047] MINISTRY OF YOUTH, SPORTS AND CULTURE

ITEM NO.	TITLE OF ITEM	APPROVED ESTIMATES 2022/2023	SUPPLEMENTAL ESTIMATES & VIREMENTS 2022/2023	REVISED ALLOCATION 2022/2023	PROVISIONAL ACTUAL EXPENDITURE 2021/2022 (JUL TO DEC)	PROVISIONAL ACTUAL EXPENDITURE 2022/2023 (JUL TO DEC)	VARIANCE PROVISIONAL 2021/2022 VS PROVISIONAL 2022/2023
		\$	\$	\$	\$	\$	\$
21110EE	Wages & Salaries (In Cash)	5,960,772	0	5,960,772	2,326,185	3,536,033	1,209,848
21120EE	Allowances	229,000	0	229,000	59,129	62,562	3,433
22110EE	Travel & Subsistence	243,000	-136,900	106,100	1,518	6,235	4,717
22210EE	Rent	66,000	0	66,000	7,200	8,400	1,200
22410EE	Supplies & Materials	388,500	0	388,500	99,099	201,562	102,463
22510EE	Services	2,075,300	549,874	2,625,174	349,975	1,153,412	803,437
22610EE	Minor Capital Repairs	19,000	0	19,000	6,952	6,421	-531
22810EE	Special Financial Transactions	936,100	0	936,100	386,822	396,192	9,370
22910EE	Other	2,585,000	0	2,585,000	13,572	1,777,350	1,763,778
25110EE	Subsidies-Public Non-Financial Corporations	1,240,000	0	1,240,000	620,000	619,999	-1
26210EE	Current Grants to International Organizations	2,000	0	2,000	0	0	0
27220EE	Social Assistance Benefits In Kind	80,000	0	80,000	0	80,000	80,000
28210EE	Current Transfers N.E.C.	9,154,450	-412,974	8,741,476	2,933,384	5,525,178	2,591,794
<b>MINISTRY OF YOUTH, SPORTS AND CULTURE TOTAL EXPENSES</b>		<b>22,979,122</b>	<b>0</b>	<b>22,979,122</b>	<b>6,803,836</b>	<b>13,373,344</b>	<b>6,569,508</b>

The Accounting Officer for this Head is the PERMANENT SECRETARY



# [Head 048] DEPARTMENT OF LABOUR

ITEM NO.	TITLE OF ITEM	APPROVED ESTIMATES 2022/2023	SUPPLEMENTAL ESTIMATES & VIREMENTS 2022/2023	REVISED ALLOCATION 2022/2023	PROVISIONAL ACTUAL EXPENDITURE 2021/2022 (JUL TO DEC)	PROVISIONAL ACTUAL EXPENDITURE 2022/2023 (JUL TO DEC)	VARIANCE PROVISIONAL 2021/2022 VS PROVISIONAL 2022/2023
		\$	\$	\$	\$	\$	\$
21110EE	Wages & Salaries (In Cash)	2,295,750	0	2,295,750	784,767	1,349,746	564,979
21120EE	Allowances	132,000	0	132,000	48,708	50,821	2,113
22110EE	Travel & Subsistence	129,200	0	129,200	6,778	17,877	11,099
22210EE	Rent	97,300	0	97,300	30,190	39,690	9,500
22410EE	Supplies & Materials	14,804	0	14,804	11,087	2,986	-8,101
22510EE	Services	613,029	5,000	618,029	63,912	226,862	162,950
22610EE	Minor Capital Repairs	17,794	0	17,794	4,780	7,002	2,222
22710EE	Operational Expenses	35,000	-5,000	30,000	7,407	1,987	-5,420
22810EE	Special Financial Transactions	1,100	0	1,100	0	0	0
28210EE	Current Transfers N.E.C.	5,000	0	5,000	0	1,897	1,897
<b>DEPARTMENT OF LABOUR TOTAL EXPENSES</b>		<b>3,340,977</b>	<b>0</b>	<b>3,340,977</b>	<b>957,629</b>	<b>1,698,868</b>	<b>741,239</b>

The Accounting Officer for this Head is the DIRECTOR

# [Head 049] MINISTRY OF ECONOMIC AFFAIRS

ITEM NO.	TITLE OF ITEM	APPROVED ESTIMATES 2022/2023	SUPPLEMENTAL ESTIMATES & VIREMENTS 2022/2023	REVISED ALLOCATION 2022/2023	PROVISIONAL ACTUAL EXPENDITURE 2021/2022 (JUL TO DEC)	PROVISIONAL ACTUAL EXPENDITURE 2022/2023 (JUL TO DEC)	VARIANCE PROVISIONAL 2021/2022 VS PROVISIONAL 2022/2023
		\$	\$	\$	\$	\$	\$
21110EE	Wages & Salaries (In Cash)	1,384,776	0	1,384,776	418,143	784,990	366,847
21120EE	Allowances	39,000	0	39,000	20,619	14,560	-6,059
22110EE	Travel & Subsistence	23,825	0	23,825	0	2,036	2,036
22410EE	Supplies & Materials	514,377	0	514,377	6,660	233,952	227,292
22510EE	Services	305,274	75,697	380,971	132,511	282,894	150,383
22610EE	Minor Capital Repairs	4,280	0	4,280	924	1,696	772
22810EE	Special Financial Transactions	53,651	0	53,651	4,885	25,994	21,109
25210EE	Subsidies to Private Non-Financial Enterprises	2,000,000	0	2,000,000	0	650,000	650,000
26210EE	Current Grants to International Organizations	141,627	0	141,627	119,505	30,660	-88,845
28210EE	Current Transfers N.E.C.	9,244,672	-75,697	9,168,975	1,400,966	3,173,646	1,772,680
<b>MINISTRY OF ECONOMIC AFFAIRS TOTAL EXPENSES</b>		<b>13,711,482</b>	<b>0</b>	<b>13,711,482</b>	<b>2,104,213</b>	<b>5,200,428</b>	<b>3,096,215</b>

The Accounting Officer for this Head is the PERMANENT SECRETARY

# [Head 051] POST OFFICE DEPARTMENT

ITEM NO.	TITLE OF ITEM	APPROVED	SUPPLEMENTAL	REVISED	PROVISIONAL	PROVISIONAL	VARIANCE
		ESTIMATES 2022/2023 \$	ESTIMATES & VIREMENTS 2022/2023 \$	ALLOCATION 2022/2023 \$	ACTUAL EXPENDITURE 2021/2022 (JUL TO DEC) \$	ACTUAL EXPENDITURE 2022/2023 (JUL TO DEC) \$	PROVISIONAL 2021/2022 VS PROVISIONAL 2022/2023 \$
21110EE	Wages & Salaries (In Cash)	5,717,390	0	5,717,390	2,424,111	3,215,629	791,518
21120EE	Allowances	85,400	0	85,400	36,301	31,811	-4,490
22110EE	Travel & Subsistence	82,692	2,784	85,476	11,613	68,680	57,067
22210EE	Rent	50,600	0	50,600	10,983	17,948	6,965
22310EE	Utilities & Communication	220,000	0	220,000	121,545	92,973	-28,572
22410EE	Supplies & Materials	32,370	0	32,370	23,304	6,428	-16,876
22510EE	Services	2,086,002	-2,784	2,083,218	343,819	1,191,282	847,463
22610EE	Minor Capital Repairs	25,500	0	25,500	932	3,526	2,594
22810EE	Special Financial Transactions	100	0	100	0	0	0
26210EE	Current Grants to International Organizations	95,000	0	95,000	163,875	39,900	-123,975
28210EE	Current Transfers N.E.C.	4,000	0	4,000	0	0	0
<b>POST OFFICE DEPARTMENT TOTAL EXPENSES</b>		<b>8,399,054</b>	<b>0</b>	<b>8,399,054</b>	<b>3,136,483</b>	<b>4,668,177</b>	<b>1,531,694</b>

The Accounting Officer for this Head is the POSTMASTER-GENERAL

# [Head 053] PORT DEPARTMENT

ITEM NO.	TITLE OF ITEM	APPROVED ESTIMATES 2022/2023	SUPPLEMENTAL ESTIMATES & VIREMENTS 2022/2023	REVISED ALLOCATION 2022/2023	PROVISIONAL ACTUAL EXPENDITURE 2021/2022 (JUL TO DEC)	PROVISIONAL ACTUAL EXPENDITURE 2022/2023 (JUL TO DEC)	VARIANCE PROVISIONAL 2021/2022 VS PROVISIONAL 2022/2023
		\$	\$	\$	\$	\$	\$
21110EE	Wages & Salaries (In Cash)	2,733,980	-6,625	2,727,355	1,131,559	1,246,111	114,552
21120EE	Allowances	103,750	6,625	110,375	61,104	26,858	-34,246
22110EE	Travel & Subsistence	75,989	0	75,989	5,193	24,587	19,394
22210EE	Rent	393,433	0	393,433	0	27,900	27,900
22410EE	Supplies & Materials	16,760	0	16,760	16,447	4,189	-12,258
22510EE	Services	5,917,783	0	5,917,783	2,325,385	2,397,427	72,042
22610EE	Minor Capital Repairs	30,000	0	30,000	7,123	5,921	-1,202
22710EE	Operational Expenses	86,000	0	86,000	29,148	29,853	705
22810EE	Special Financial Transactions	100	0	100	0	0	0
26210EE	Current Grants to International Organizations	6,050	0	6,050	0	0	0
<b>PORT DEPARTMENT TOTAL EXPENSES</b>		<b>9,363,845</b>	<b>0</b>	<b>9,363,845</b>	<b>3,575,959</b>	<b>3,762,846</b>	<b>186,887</b>

The Accounting Officer for this Head is the PORT CONTROLLER

# [Head 054] DEPARTMENT OF ROAD TRAFFIC

ITEM NO.	TITLE OF ITEM	APPROVED ESTIMATES 2022/2023	SUPPLEMENTAL ESTIMATES & VIREMENTS 2022/2023	REVISED ALLOCATION 2022/2023	PROVISIONAL ACTUAL EXPENDITURE 2021/2022 (JUL TO DEC)	PROVISIONAL ACTUAL EXPENDITURE 2022/2023 (JUL TO DEC)	VARIANCE PROVISIONAL 2021/2022 VS PROVISIONAL 2022/2023
		\$	\$	\$	\$	\$	\$
21110EE	Wages & Salaries (In Cash)	4,690,665	0	4,690,665	1,827,047	2,557,445	730,398
21120EE	Allowances	141,700	0	141,700	12,788	57,450	44,662
22110EE	Travel & Subsistence	22,024	0	22,024	2,998	8,310	5,312
22210EE	Rent	140,606	0	140,606	61,200	63,012	1,812
22410EE	Supplies & Materials	471,260	0	471,260	39,692	74,263	34,571
22510EE	Services	551,124	0	551,124	752,059	127,332	-624,727
22610EE	Minor Capital Repairs	580,000	0	580,000	5,527	565,497	559,970
22810EE	Special Financial Transactions	100	0	100	0	0	0
28210EE	Current Transfers N.E.C.	1,000	0	1,000	0	903	903
<b>DEPARTMENT OF ROAD TRAFFIC TOTAL EXPENSES</b>		<b>6,598,479</b>	<b>0</b>	<b>6,598,479</b>	<b>2,701,311</b>	<b>3,454,212</b>	<b>752,901</b>

The Accounting Officer for this Head is the CONTROLLER

# [Head 055] DEPARTMENT OF METEOROLOGY

ITEM NO.	TITLE OF ITEM	APPROVED	SUPPLEMENTAL	REVISED	PROVISIONAL	PROVISIONAL	VARIANCE
		ESTIMATES 2022/2023 \$	ESTIMATES & VIREMENTS 2022/2023 \$	ALLOCATION 2022/2023 \$	ACTUAL EXPENDITURE 2021/2022 (JUL TO DEC) \$	ACTUAL EXPENDITURE 2022/2023 (JUL TO DEC) \$	PROVISIONAL 2021/2022 VS PROVISIONAL 2022/2023 \$
21110EE	Wages & Salaries (In Cash)	1,959,570	0	1,959,570	905,282	853,858	-51,424
21120EE	Allowances	66,750	0	66,750	7,850	26,344	18,494
22110EE	Travel & Subsistence	87,000	0	87,000	624	13,752	13,128
22210EE	Rent	20,400	0	20,400	9,350	10,200	850
22410EE	Supplies & Materials	35,948	0	35,948	5,921	7,323	1,402
22510EE	Services	955,996	0	955,996	66,733	93,871	27,138
22610EE	Minor Capital Repairs	11,400	0	11,400	5,858	8,076	2,218
22810EE	Special Financial Transactions	100	0	100	0	0	0
<b>DEPARTMENT OF METEOROLOGY TOTAL EXPENSES</b>		<b>3,137,164</b>	<b>0</b>	<b>3,137,164</b>	<b>1,001,618</b>	<b>1,013,424</b>	<b>11,806</b>

The Accounting Officer for this Head is the DIRECTOR

# [Head 056] MINISTRY OF AGRICULTURE, MARINE RESOURCES AND FAMILY ISLAND AFFAIRS

ITEM NO.	TITLE OF ITEM	APPROVED ESTIMATES	SUPPLEMENTAL ESTIMATES & VIREMENTS	REVISED ALLOCATION	PROVISIONAL ACTUAL EXPENDITURE	PROVISIONAL ACTUAL EXPENDITURE	VARIANCE PROVISIONAL
		2022/2023	2022/2023	2022/2023	2021/2022	2022/2023	2021/2022 VS PROVISIONAL
		\$	\$	\$	(JUL TO DEC)	(JUL TO DEC)	2022/2023
					\$	\$	\$
21110EE	Wages & Salaries (In Cash)	3,433,681	0	3,433,681	1,808,575	1,932,346	123,771
21120EE	Allowances	430,676	0	430,676	70,847	126,624	55,777
22110EE	Travel & Subsistence	267,100	0	267,100	45,692	11,721	-33,971
22410EE	Supplies & Materials	156,232	0	156,232	24,364	2,882	-21,482
22510EE	Services	8,376,251	-966,220	7,410,031	577,416	994,858	417,442
22610EE	Minor Capital Repairs	11,260	0	11,260	1,517	6,307	4,790
22710EE	Operational Expenses	209,489	0	209,489	32,672	41,353	8,681
22810EE	Special Financial Transactions	100	0	100	0	0	0
28210EE	Current Transfers N.E.C.	14,613,297	966,220	15,579,517	5,895,422	8,084,215	2,188,793
<b>MINISTRY OF AGRICULTURE, MARINE RESOURCES AND FAMILY ISLAND AFFAIRS TOTAL EXPENSES</b>		<b>27,498,086</b>	<b>0</b>	<b>27,498,086</b>	<b>8,456,505</b>	<b>11,200,306</b>	<b>2,743,801</b>

The Accounting Officer for this Head is the PERMANENT SECRETARY

# [Head 057] DEPARTMENT OF AGRICULTURE

ITEM NO.	TITLE OF ITEM	APPROVED ESTIMATES 2022/2023	SUPPLEMENTAL ESTIMATES & VIREMENTS 2022/2023	REVISED ALLOCATION 2022/2023	PROVISIONAL ACTUAL EXPENDITURE 2021/2022 (JUL TO DEC)	PROVISIONAL ACTUAL EXPENDITURE 2022/2023 (JUL TO DEC)	VARIANCE PROVISIONAL 2021/2022 VS PROVISIONAL 2022/2023
		\$	\$	\$	\$	\$	\$
21110EE	Wages & Salaries (In Cash)	4,416,803	0	4,416,803	2,181,784	2,248,091	66,307
21120EE	Allowances	465,878	0	465,878	118,476	158,544	40,068
22110EE	Travel & Subsistence	27,538	0	27,538	2,871	11,847	8,976
22210EE	Rent	42,772	0	42,772	10,850	9,300	-1,550
22310EE	Utilities & Communication	4,050	0	4,050	0	590	590
22410EE	Supplies & Materials	244,182	0	244,182	51,187	40,296	-10,891
22510EE	Services	288,616	0	288,616	80,620	53,139	-27,481
22610EE	Minor Capital Repairs	30,260	0	30,260	7,056	12,428	5,372
22710EE	Operational Expenses	1,960	0	1,960	0	0	0
22810EE	Special Financial Transactions	100	0	100	0	0	0
<b>DEPARTMENT OF AGRICULTURE TOTAL EXPENSES</b>		<b>5,522,159</b>	<b>0</b>	<b>5,522,159</b>	<b>2,452,844</b>	<b>2,534,235</b>	<b>81,391</b>

The Accounting Officer for this Head is the DIRECTOR



# [Head 058] DEPARTMENT OF MARINE RESOURCES

ITEM NO.	TITLE OF ITEM	APPROVED	SUPPLEMENTAL	REVISED	PROVISIONAL	PROVISIONAL	VARIANCE
		ESTIMATES 2022/2023 \$	ESTIMATES & VIREMENTS 2022/2023 \$	ALLOCATION 2022/2023 \$	ACTUAL EXPENDITURE 2021/2022 (JUL TO DEC) \$	ACTUAL EXPENDITURE 2022/2023 (JUL TO DEC) \$	PROVISIONAL 2021/2022 VS PROVISIONAL 2022/2023 \$
21110EE	Wages & Salaries (In Cash)	1,981,088	0	1,981,088	1,146,244	950,430	-195,814
21120EE	Allowances	172,600	0	172,600	36,361	39,221	2,860
22110EE	Travel & Subsistence	62,000	0	62,000	5,813	24,100	18,287
22210EE	Rent	58,190	0	58,190	23,050	21,890	-1,160
22410EE	Supplies & Materials	111,039	0	111,039	11,901	3,499	-8,402
22510EE	Services	367,075	0	367,075	4,489	11,300	6,811
22610EE	Minor Capital Repairs	49,999	0	49,999	8,016	215	-7,801
22810EE	Special Financial Transactions	100	0	100	0	0	0
<b>DEPARTMENT OF MARINE RESOURCES TOTAL EXPENSES</b>		<b>2,802,091</b>	<b>0</b>	<b>2,802,091</b>	<b>1,235,874</b>	<b>1,050,655</b>	<b>-185,219</b>

The Accounting Officer for this Head is the DIRECTOR

# [Head 060] MINISTRY OF HEALTH AND WELLNESS

ITEM NO.	TITLE OF ITEM	APPROVED ESTIMATES 2022/2023	SUPPLEMENTAL ESTIMATES & VIREMENTS 2022/2023	REVISED ALLOCATION 2022/2023	PROVISIONAL ACTUAL EXPENDITURE 2021/2022 (JUL TO DEC)	PROVISIONAL ACTUAL EXPENDITURE 2022/2023 (JUL TO DEC)	VARIANCE PROVISIONAL 2021/2022 VS PROVISIONAL 2022/2023
		\$	\$	\$	\$	\$	\$
21110EE	Wages & Salaries (In Cash)	8,052,598	0	8,052,598	2,906,796	3,807,494	900,698
21120EE	Allowances	591,100	0	591,100	2,955,611	182,154	-2,773,457
22110EE	Travel & Subsistence	542,500	0	542,500	50,014	151,631	101,617
22210EE	Rent	25,000	0	25,000	6,000	0	-6,000
22410EE	Supplies & Materials	5,746,699	0	5,746,699	990,742	990,336	-406
22510EE	Services	16,838,490	-358,420	16,480,070	635,817	3,228,317	2,592,500
22610EE	Minor Capital Repairs	50,000	0	50,000	15,504	22,307	6,803
22710EE	Operational Expenses	0	358,420	358,420	0	59,370	59,370
22810EE	Special Financial Transactions	4,953,510	0	4,953,510	10,295,460	2,789,322	-7,506,138
25110EE	Subsidies-Public Non-Financial Corporations	278,655,825	0	278,655,825	165,401,244	151,414,737	-13,986,507
26210EE	Current Grants to International Organizations	8,000	0	8,000	0	0	0
28210EE	Current Transfers N.E.C.	858,661	0	858,661	244,150	340,898	96,748
<b>MINISTRY OF HEALTH AND WELLNESS TOTAL EXPENSES</b>		<b>316,322,383</b>	<b>0</b>	<b>316,322,383</b>	<b>183,501,338</b>	<b>162,986,566</b>	<b>-20,514,772</b>

The Accounting Officer for this Head is the PERMANENT SECRETARY

# *[Head 065]* DEPARTMENT OF ENVIRONMENTAL HEALTH SERVICES

ITEM NO.	TITLE OF ITEM	APPROVED ESTIMATES 2022/2023	SUPPLEMENTAL ESTIMATES & VIREMENTS 2022/2023	REVISED ALLOCATION 2022/2023	PROVISIONAL ACTUAL EXPENDITURE 2021/2022 (JUL TO DEC)	PROVISIONAL ACTUAL EXPENDITURE 2022/2023 (JUL TO DEC)	VARIANCE PROVISIONAL 2021/2022 VS PROVISIONAL 2022/2023
		\$	\$	\$	\$	\$	\$
21110EE	Wages & Salaries (In Cash)	13,307,337	0	13,307,337	6,661,598	7,576,590	914,992
21120EE	Allowances	1,406,400	0	1,406,400	711,025	637,774	-73,251
22110EE	Travel & Subsistence	160,304	0	160,304	41,520	68,814	27,294
22210EE	Rent	236,200	0	236,200	159,141	131,138	-28,003
22410EE	Supplies & Materials	532,268	0	532,268	186,468	60,832	-125,636
22510EE	Services	41,781,266	0	41,781,266	19,244,253	25,528,187	6,283,934
22610EE	Minor Capital Repairs	134,024	0	134,024	32,659	36,591	3,932
22810EE	Special Financial Transactions	100	0	100	0	0	0
<b>DEPARTMENT OF ENVIRONMENTAL HEALTH SERVICES TOTAL EXPENSES</b>		<b>57,557,899</b>	<b>0</b>	<b>57,557,899</b>	<b>27,036,664</b>	<b>34,039,926</b>	<b>7,003,262</b>

The Accounting Officer for this Head is the DIRECTOR

# [Head 066] DEPARTMENT OF PUBLIC HEALTH

ITEM NO.	TITLE OF ITEM	APPROVED ESTIMATES 2022/2023	SUPPLEMENTAL ESTIMATES & VIREMENTS 2022/2023	REVISED ALLOCATION 2022/2023	PROVISIONAL ACTUAL EXPENDITURE 2021/2022 (JUL TO DEC)	PROVISIONAL ACTUAL EXPENDITURE 2022/2023 (JUL TO DEC)	VARIANCE PROVISIONAL 2021/2022 VS PROVISIONAL 2022/2023
		\$	\$	\$	\$	\$	\$
21110EE	Wages & Salaries (In Cash)	36,651,436	0	36,651,436	15,783,253	19,054,147	3,270,894
21120EE	Allowances	7,691,841	0	7,691,841	2,116,719	2,282,955	166,236
22110EE	Travel & Subsistence	3,667,150	0	3,667,150	1,754,639	2,148,990	394,351
22210EE	Rent	1,600,000	0	1,600,000	500,557	824,747	324,190
22410EE	Supplies & Materials	472,700	0	472,700	221,919	116,200	-105,719
22510EE	Services	2,807,513	0	2,807,513	1,362,959	1,248,336	-114,623
22610EE	Minor Capital Repairs	45,000	0	45,000	6,338	8,554	2,216
22810EE	Special Financial Transactions	100	0	100	0	0	0
<b>DEPARTMENT OF PUBLIC HEALTH TOTAL EXPENSES</b>		<b>52,935,740</b>	<b>0</b>	<b>52,935,740</b>	<b>21,746,384</b>	<b>25,683,929</b>	<b>3,937,545</b>

The Accounting Officer for this Head is the DIRECTOR

# [Head 067] MINISTRY OF TOURISM, INVESTMENT AND AVIATION

ITEM NO.	TITLE OF ITEM	APPROVED ESTIMATES 2022/2023	SUPPLEMENTAL ESTIMATES & VIREMENTS 2022/2023	REVISED ALLOCATION 2022/2023	PROVISIONAL ACTUAL EXPENDITURE 2021/2022 (JUL TO DEC)	PROVISIONAL ACTUAL EXPENDITURE 2022/2023 (JUL TO DEC)	VARIANCE PROVISIONAL 2021/2022 VS PROVISIONAL 2022/2023
		\$	\$	\$	\$	\$	\$
21110EE	Wages & Salaries (In Cash)	16,964,217	0	16,964,217	8,648,627	10,160,741	1,512,114
21120EE	Allowances	1,440,400	0	1,440,400	581,765	600,187	18,422
22110EE	Travel & Subsistence	1,008,475	0	1,008,475	60,607	413,021	352,414
22210EE	Rent	1,321,100	0	1,321,100	458,671	451,719	-6,952
22310EE	Utilities & Communication	517,335	0	517,335	257,715	177,806	-79,909
22410EE	Supplies & Materials	962,499	0	962,499	200,439	364,020	163,581
22510EE	Services	39,754,158	7,000	39,761,158	33,281,451	13,424,474	-19,856,977
22610EE	Minor Capital Repairs	35,000	0	35,000	7,026	34,867	27,841
22710EE	Operational Expenses	424,400	-10,000	414,400	150,376	130,081	-20,295
22810EE	Special Financial Transactions	650,000	0	650,000	267,089	270,501	3,412
25110EE	Subsidies-Public Non-Financial Corporations	32,000,000	-1,300,000	30,700,000	13,965,136	12,569,811	-1,395,325
25210EE	Subsidies to Private Non-Financial Enterprises	487,500	0	487,500	263,980	172,500	-91,480
26210EE	Current Grants to International Organizations	162,713	0	162,713	0	1,900	1,900
27310EE	Pensions & Gratuities In Cash	2,556,000	0	2,556,000	1,211,871	757,211	-454,660
28210EE	Current Transfers N.E.C.	21,662,456	1,303,000	22,965,456	10,904,450	17,153,884	6,249,434
28310EE	Premiums, Fees & Current Claims	2,900,000	0	2,900,000	1,345,698	1,708,057	362,359
<b>MINISTRY OF TOURISM, INVESTMENT AND AVIATION TOTAL EXPENSES</b>		<b>122,846,253</b>	<b>0</b>	<b>122,846,253</b>	<b>71,604,901</b>	<b>58,390,780</b>	<b>-13,214,121</b>

The Accounting Officer for this Head is the PERMANENT SECRETARY

# [Head 070] MINISTRY OF LABOUR AND IMMIGRATION

ITEM NO.	TITLE OF ITEM	APPROVED ESTIMATES 2022/2023	SUPPLEMENTAL ESTIMATES & VIREMENTS 2022/2023	REVISED ALLOCATION 2022/2023	PROVISIONAL ACTUAL EXPENDITURE 2021/2022 (JUL TO DEC)	PROVISIONAL ACTUAL EXPENDITURE 2022/2023 (JUL TO DEC)	VARIANCE PROVISIONAL 2021/2022 VS PROVISIONAL 2022/2023
		\$	\$	\$	\$	\$	\$
21110EE	Wages & Salaries (In Cash)	2,432,817	0	2,432,817	1,476,650	1,176,386	-300,264
21120EE	Allowances	134,235	0	134,235	23,669	27,250	3,581
22110EE	Travel & Subsistence	89,560	0	89,560	10,290	5,883	-4,407
22410EE	Supplies & Materials	18,062	0	18,062	4,184	2,550	-1,634
22510EE	Services	46,430	0	46,430	103,017	12,726	-90,291
22610EE	Minor Capital Repairs	5,000	0	5,000	758	1,022	264
22810EE	Special Financial Transactions	100	0	100	2,373	33	-2,340
25110EE	Subsidies-Public Non-Financial Corporations	237,500	0	237,500	80,750	118,750	38,000
28210EE	Current Transfers N.E.C.	1,321,578	0	1,321,578	832,273	651,623	-180,650
<b>MINISTRY OF LABOUR AND IMMIGRATION TOTAL EXPENSES</b>		<b>4,285,282</b>	<b>0</b>	<b>4,285,282</b>	<b>2,533,964</b>	<b>1,996,223</b>	<b>-537,741</b>

The Accounting Officer for this Head is the PERMANENT SECRETARY

# [Head 072] MINISTRY OF THE ENVIRONMENT AND NATURAL RESOURCES

ITEM NO.	TITLE OF ITEM	APPROVED ESTIMATES 2022/2023	SUPPLEMENTAL ESTIMATES & VIREMENTS 2022/2023	REVISED ALLOCATION 2022/2023	PROVISIONAL ACTUAL EXPENDITURE 2021/2022 (JUL TO DEC)	PROVISIONAL ACTUAL EXPENDITURE 2022/2023 (JUL TO DEC)	VARIANCE PROVISIONAL 2021/2022 VS PROVISIONAL 2022/2023
		\$	\$	\$	\$	\$	\$
21110EE	Wages & Salaries (In Cash)	11,077,523	0	11,077,523	4,932,787	5,126,497	193,710
21120EE	Allowances	1,030,700	0	1,030,700	343,486	420,452	76,966
22110EE	Travel & Subsistence	224,991	0	224,991	95,160	87,953	-7,207
22410EE	Supplies & Materials	108,100	0	108,100	10,728	21,834	11,106
22510EE	Services	496,850	0	496,850	63,735	143,880	80,145
22610EE	Minor Capital Repairs	10,000	0	10,000	595	644	49
22710EE	Operational Expenses	235,000	0	235,000	16,414	54,548	38,134
22810EE	Special Financial Transactions	110,600	0	110,600	10,718	43,014	32,296
28210EE	Current Transfers N.E.C.	1,529,400	0	1,529,400	6,774,708	755,505	-6,019,203
<b>MINISTRY OF THE ENVIRONMENT AND NATURAL RESOURCES TOTAL EXPENSES</b>		<b>14,823,164</b>	<b>0</b>	<b>14,823,164</b>	<b>12,248,331</b>	<b>6,654,327</b>	<b>-5,594,004</b>

The Accounting Officer for this Head is the PERMANENT SECRETARY

# *[Head 073]* DEPARTMENT OF TRANSFORMATION AND DIGITIZATION

ITEM NO.	TITLE OF ITEM	APPROVED ESTIMATES	SUPPLEMENTAL ESTIMATES & VIREMENTS	REVISED ALLOCATION	PROVISIONAL ACTUAL EXPENDITURE	PROVISIONAL ACTUAL EXPENDITURE	VARIANCE PROVISIONAL
		2022/2023	2022/2023	2022/2023	2021/2022	2022/2023	2021/2022 VS PROVISIONAL
		\$	\$	\$	(JUL TO DEC)	(JUL TO DEC)	\$
21110EE	Wages & Salaries (In Cash)	3,152,750	1,300,501	4,453,251	1,180,939	2,050,511	869,572
21120EE	Allowances	92,640	0	92,640	26,061	38,496	12,435
22110EE	Travel & Subsistence	63,700	0	63,700	3,011	2,764	-247
22310EE	Utilities & Communication	12,770,000	0	12,770,000	12,871,229	5,335,365	-7,535,864
22410EE	Supplies & Materials	103,775	0	103,775	14,632	4,905	-9,727
22510EE	Services	15,263,626	0	15,263,626	1,600,804	7,788,237	6,187,433
22610EE	Minor Capital Repairs	4,560	0	4,560	0	3,537	3,537
22810EE	Special Financial Transactions	100	0	100	0	0	0
28210EE	Current Transfers N.E.C.	19,000	0	19,000	0	3,144	3,144
<b>DEPARTMENT OF TRANSFORMATION AND DIGITIZATION TOTAL EXPENSES</b>		<b>31,470,151</b>	<b>1,300,501</b>	<b>32,770,652</b>	<b>15,696,676</b>	<b>15,226,959</b>	<b>-469,717</b>

The Accounting Officer for this Head is the PERMANENT SECRETARY



# [Head 074] MINISTRY FOR GRAND BAHAMA

ITEM NO.	TITLE OF ITEM	APPROVED ESTIMATES 2022/2023	SUPPLEMENTAL ESTIMATES & VIREMENTS 2022/2023	REVISED ALLOCATION 2022/2023	PROVISIONAL ACTUAL EXPENDITURE 2021/2022 (JUL TO DEC)	PROVISIONAL ACTUAL EXPENDITURE 2022/2023 (JUL TO DEC)	VARIANCE PROVISIONAL 2021/2022 VS PROVISIONAL 2022/2023
		\$	\$	\$	\$	\$	\$
21110EE	Wages & Salaries (In Cash)	2,380,000	0	2,380,000	501,855	1,645,205	1,143,350
21120EE	Allowances	130,600	0	130,600	36,932	28,698	-8,234
22110EE	Travel & Subsistence	157,300	0	157,300	39,746	40,598	852
22210EE	Rent	0	20,100	20,100	0	10,041	10,041
22310EE	Utilities & Communication	4,845,000	-1,400,000	3,445,000	1,663,765	2,405,620	741,855
22410EE	Supplies & Materials	888,500	0	888,500	230,707	480,206	249,499
22510EE	Services	656,493	-20,100	636,393	415,727	266,519	-149,208
22610EE	Minor Capital Repairs	25,000	0	25,000	6,063	9,233	3,170
22810EE	Special Financial Transactions	100	0	100	228	0	-228
25210EE	Subsidies to Private Non-Financial Enterprises	380,000	-70,475	309,525	100,000	0	-100,000
28210EE	Current Transfers N.E.C.	3,900,000	2,539,475	6,439,475	0	6,039,501	6,039,501
<b>MINISTRY FOR GRAND BAHAMA TOTAL EXPENSES</b>		<b>13,362,993</b>	<b>1,069,000</b>	<b>14,431,993</b>	<b>2,995,023</b>	<b>10,925,621</b>	<b>7,930,598</b>

The Accounting Officer for this Head is the PERMANENT SECRETARY

**[Head 075] DEPARTMENT OF EMERGENCY  
PREPAREDNESS AND RESPONSE**

ITEM NO.	TITLE OF ITEM	APPROVED ESTIMATES 2022/2023	SUPPLEMENTAL ESTIMATES & VIREMENTS 2022/2023	REVISED ALLOCATION 2022/2023	PROVISIONAL ACTUAL EXPENDITURE 2021/2022 (JUL TO DEC)	PROVISIONAL ACTUAL EXPENDITURE 2022/2023 (JUL TO DEC)	VARIANCE PROVISIONAL 2021/2022 VS PROVISIONAL 2022/2023
		\$	\$	\$	\$	\$	\$
21110EE	Wages & Salaries (In Cash)	700,456	-140	700,316	32,810	311,602	278,792
21120EE	Allowances	52,200	140	52,340	10,560	0	-10,560
22110EE	Travel & Subsistence	59,097	0	59,097	2,876	15,905	13,029
22410EE	Supplies & Materials	19,500	0	19,500	3,883	2,037	-1,846
22510EE	Services	3,495,585	0	3,495,585	847,642	2,141,230	1,293,588
22610EE	Minor Capital Repairs	7,092	0	7,092	2,587	1,113	-1,474
22710EE	Operational Expenses	0	0	0	125,350	0	-125,350
22810EE	Special Financial Transactions	100	0	100	0	0	0
25110EE	Subsidies-Public Non-Financial Corporations	500,000	0	500,000	0	86,111	86,111
28210EE	Current Transfers N.E.C.	1,744,386	0	1,744,386	383,765	732,642	348,877
<b>DEPARTMENT OF EMERGENCY PREPAREDNESS AND RESPONSE TOTAL EXPENSES</b>		<b>6,578,416</b>	<b>0</b>	<b>6,578,416</b>	<b>1,409,473</b>	<b>3,290,640</b>	<b>1,881,167</b>

The Accounting Officer for this Head is the PERMANENT SECRETARY

# [Head 076] DEPARTMENT OF PUBLIC PROSECUTIONS

ITEM NO.	TITLE OF ITEM	APPROVED ESTIMATES 2022/2023 \$	SUPPLEMENTAL ESTIMATES & VIREMENTS 2022/2023 \$	REVISED ALLOCATION 2022/2023 \$	PROVISIONAL ACTUAL EXPENDITURE 2021/2022 (JUL TO DEC) \$	PROVISIONAL ACTUAL EXPENDITURE 2022/2023 (JUL TO DEC) \$	VARIANCE PROVISIONAL 2021/2022 VS PROVISIONAL 2022/2023 \$
21110EE	Wages & Salaries (In Cash)	2,787,327	0	2,787,327	786,839	564,512	-222,327
21120EE	Allowances	243,000	0	243,000	94,139	58,666	-35,473
22110EE	Travel & Subsistence	58,000	0	58,000	13,511	25,316	11,805
22210EE	Rent	500	0	500	0	0	0
22410EE	Supplies & Materials	17,500	0	17,500	14,694	4,679	-10,015
22510EE	Services	126,800	0	126,800	28,721	24,996	-3,725
22610EE	Minor Capital Repairs	31,500	0	31,500	988	5,094	4,106
27210EE	Social Assistance Benefits In Cash	15,000	0	15,000	0	4,562	4,562
<b>DEPARTMENT OF PUBLIC PROSECUTIONS TOTAL EXPENSES</b>		<b>3,279,627</b>	<b>0</b>	<b>3,279,627</b>	<b>938,892</b>	<b>687,825</b>	<b>-251,067</b>

The Accounting Officer for this Head is the DIRECTOR

# [HEAD 001-076] RECURRENT EXPENDITURE HEAD SUMMARY

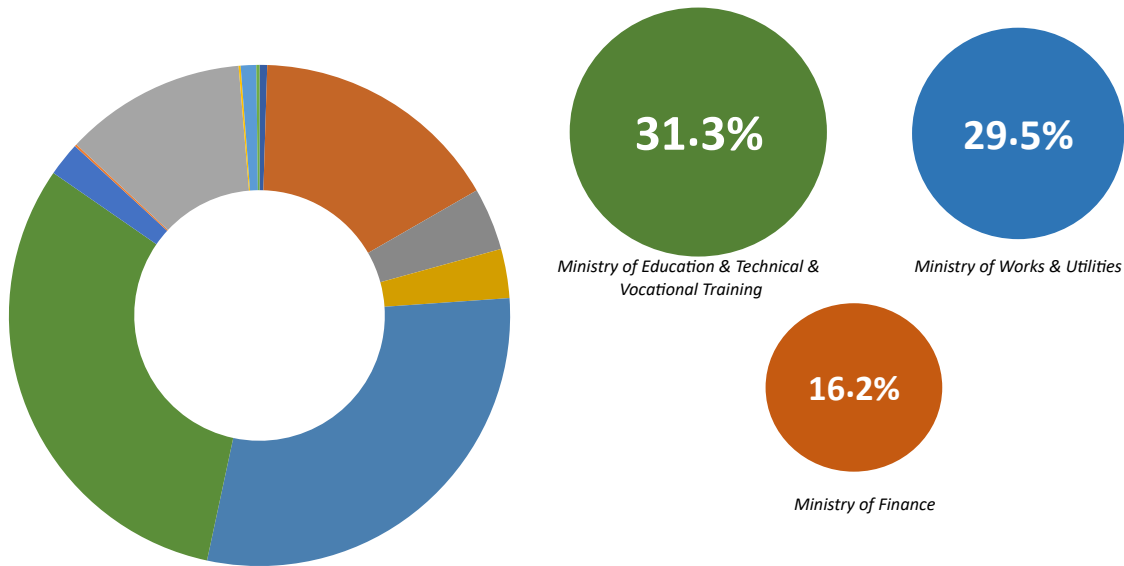
ITEM NO.	TITLE OF ITEM	APPROVED ESTIMATES 2022/2023	SUPPLEMENTAL ESTIMATES & VIREMENTS 2022/2023	REVISED ALLOCATION 2022/2023	PROVISIONAL ACTUAL EXPENDITURE 2021/2022 (JUL TO DEC)	PROVISIONAL ACTUAL EXPENDITURE 2022/2023 (JUL TO DEC)	VARIANCE PROVISIONAL 2021/2022 VS PROVISIONAL 2022/2023
		\$	\$	\$	\$	\$	\$
GRAND TOTAL		2,997,235,207	164,649	2,997,399,855	1,311,308,268	1,416,589,271	105,281,003



COMMONWEALTH OF THE BAHAMAS

# ESTIMATES OF CAPITAL EXPENDITURE

# CAPITAL EXPENDITURE GRAPH



HEAD NO.	MINISTRY/DEPARTMENT	\$	%
	Ministry Of Foreign Affairs & The Public		
13	Service	578,082	0.5%
21	Ministry Of Finance	19,058,808	16.2%
29	Ministry of National Security	4,757,904	4.0%
32	Royal Bahamas Defence Force	3,732,835	3.2%
33	Ministry of Works & Utilities	34,691,405	29.5%
38	Ministry of Education & Technical & Vocational Training	36,809,489	31.3%
40	Ministry of Transport & Housing	2,571,878	2.2%
	Ministry of Agriculture & Marine		
56	Resources & Family Island Affairs	163,837	0.1%
60	Ministry of Health & Wellness	13,789,607	11.7%
	Ministry of the Environment & Natural Resources		
72	Resources	153,539	0.1%
	Department of Transformation & Digitization		
73	Digitization	1,172,696	1.0%
74	Ministry for Grand Bahama	242,756	0.2%
		117,722,836	100.0%

# SUMMARY OF AGENCIES CAPITAL EXPENDITURE

ITEM NO.	TITLE OF ITEM	APPROVED ESTIMATES 2022/2023	SUPPLEMENTAL ESTIMATES & VIREMENTS 2022/2023	REVISED ALLOCATION 2022/2023	PROVISIONAL ACTUAL EXPENDITURE 2021/2022 (JUL TO DEC)	PROVISIONAL ACTUAL EXPENDITURE 2022/2023 (JUL TO DEC)	VARIANCE PROVISIONAL 2021/2022 VS PROVISIONAL 2022/2023
		\$	\$	\$	\$	\$	\$
013	MINISTRY OF FOREIGN AFFAIRS AND THE PUBLIC SERVICE	2,400,000	0	2,400,000	240,730	578,082	337,352
021	MINISTRY OF FINANCE	99,580,000	0	99,580,000	15,197,675	19,058,808	3,861,133
023	CUSTOMS DEPARTMENT	0	0	0	999,489	0	-999,489
029	MINISTRY OF NATIONAL SECURITY	14,126,860	0	14,126,860	6,872,512	4,757,904	-2,114,608
032	THE ROYAL BAHAMAS DEFENCE FORCE	14,650,000	0	14,650,000	2,358,050	3,732,835	1,374,785
033	MINISTRY OF WORKS AND UTILITIES	121,401,281	0	121,401,281	45,637,903	34,691,405	-10,946,498
038	MINISTRY OF EDUCATION AND TECHNICAL AND VOCATIONAL TRAINING	41,122,940	2,000,000	43,122,940	22,781,750	36,809,489	14,027,738
040	MINISTRY OF TRANSPORT AND HOUSING	2,702,000	0	2,702,000	86,382	2,571,878	2,485,496
056	MINISTRY OF AGRICULTURE, MARINE RESOURCES AND FAMILY ISLAND AFFAIRS	4,766,446	0	4,766,446	1,595,381	163,837	-1,431,544
060	MINISTRY OF HEALTH AND WELLNESS	58,132,215	0	58,132,215	4,571,561	13,789,607	9,218,047
067	MINISTRY OF TOURISM, INVESTMENT AND AVIATION	0	0	0	279,000	0	-279,000
072	MINISTRY OF THE ENVIRONMENT AND NATURAL RESOURCES	2,214,400	0	2,214,400	1,157,806	153,539	-1,004,267
073	DEPARTMENT OF TRANSFORMATION AND DIGITIZATION	8,250,000	-1,300,501	6,949,499	1,491,319	1,172,696	-318,623
074	MINISTRY FOR GRAND BAHAMA	1,800,000	-864,148	935,853	27,487	242,756	215,270
075	DEPARTMENT OF EMERGENCY PREPAREDNESS AND RESPONSE	0	0	0	400,000	0	-400,000
<b>GRAND TOTAL</b>		<b>371,146,142</b>	<b>-164,649</b>	<b>370,981,494</b>	<b>103,697,045</b>	<b>117,722,836</b>	<b>14,025,792</b>

# CAPITAL EXPENDITURE BY BLOCK

ITEM NO.	TITLE OF ITEM	APPROVED ESTIMATES 2022/2023	SUPPLEMENTAL ESTIMATES & VIREMENTS 2022/2023	REVISED ALLOCATION 2022/2023	PROVISIONAL ACTUAL EXPENDITURE 2021/2022 (JUL TO DEC)	PROVISIONAL ACTUAL EXPENDITURE 2022/2023 (JUL TO DEC)	VARIANCE PROVISIONAL 2021/2022 VS PROVISIONAL 2022/2023
		\$	\$	\$	\$	\$	\$
28220EE	Capital Transfers N.E.C.	113,076,570	-2,300,501	110,776,069	22,777,380	16,668,054	-6,109,326
31110EE	Buildings & Structures	202,054,753	8,363,875	210,418,628	66,572,617	82,021,562	15,448,945
31120EE	Machinery & Equipment	39,856,319	-870,600	38,985,719	10,086,987	11,927,842	1,840,855
31130EE	Other Fixed Assets	14,158,500	-5,357,422	8,801,078	3,876,858	7,105,379	3,228,521
31410EE	Land	2,000,000	0	2,000,000	383,204	0	-383,204
<b>GRAND TOTAL</b>		<b>371,146,142</b>	<b>-164,648</b>	<b>370,981,494</b>	<b>103,697,046</b>	<b>117,722,837</b>	<b>14,025,791</b>



# [Head 013] MINISTRY OF FOREIGN AFFAIRS AND THE PUBLIC SERVICE

ITEM NO.	TITLE OF ITEM	APPROVED ESTIMATES 2022/2023	SUPPLEMENTAL ESTIMATES & VIREMENTS 2022/2023	REVISED ALLOCATION 2022/2023	PROVISIONAL ACTUAL EXPENDITURE 2021/2022 (JUL TO DEC)	PROVISIONAL ACTUAL EXPENDITURE 2022/2023 (JUL TO DEC)	VARIANCE PROVISIONAL 2021/2022 VS PROVISIONAL 2022/2023
		\$	\$	\$	\$	\$	\$
31110EE	Buildings & Structures	2,000,000	0	2,000,000	240,730	578,082	337,352
31120EE	Machinery & Equipment	400,000	0	400,000	0	0	0
<b>MINISTRY OF FOREIGN AFFAIRS AND THE PUBLIC SERVICE TOTAL EXPENSES</b>		<b>2,400,000</b>	<b>0</b>	<b>2,400,000</b>	<b>240,730</b>	<b>578,082</b>	<b>337,352</b>

The Accounting Officer for this Head is the PERMANENT SECRETARY

# [Head 021] MINISTRY OF FINANCE

ITEM NO.	TITLE OF ITEM	APPROVED ESTIMATES 2022/2023	SUPPLEMENTAL ESTIMATES & VIREMENTS 2022/2023	REVISED ALLOCATION 2022/2023	PROVISIONAL ACTUAL EXPENDITURE 2021/2022 (JUL TO DEC)	PROVISIONAL ACTUAL EXPENDITURE 2022/2023 (JUL TO DEC)	VARIANCE PROVISIONAL 2021/2022 VS PROVISIONAL 2022/2023
		\$	\$	\$	\$	\$	\$
28220EE	Capital Transfers N.E.C.	73,622,718	0	73,622,718	12,549,918	11,331,685	-1,218,233
31110EE	Buildings & Structures	14,064,282	0	14,064,282	0	0	0
31120EE	Machinery & Equipment	3,000,000	0	3,000,000	114,140	2,213,968	2,099,828
31130EE	Other Fixed Assets	6,893,000	0	6,893,000	2,150,414	5,513,155	3,362,741
31410EE	Land	2,000,000	0	2,000,000	383,204	0	-383,204
<b>MINISTRY OF FINANCE TOTAL EXPENSES</b>		<b>99,580,000</b>	<b>0</b>	<b>99,580,000</b>	<b>15,197,676</b>	<b>19,058,808</b>	<b>3,861,132</b>

The Accounting Officer for this Head is the FINANCIAL SECRETARY

# [Head 023] CUSTOMS DEPARTMENT

ITEM NO.	TITLE OF ITEM	APPROVED ESTIMATES 2022/2023	SUPPLEMENTAL ESTIMATES & VIREMENTS 2022/2023	REVISED ALLOCATION 2022/2023	PROVISIONAL ACTUAL EXPENDITURE 2021/2022 (JUL TO DEC)	PROVISIONAL ACTUAL EXPENDITURE 2022/2023 (JUL TO DEC)	VARIANCE PROVISIONAL 2021/2022 VS PROVISIONAL 2022/2023
		\$	\$	\$	\$	\$	\$
31120EE	Machinery & Equipment	0	0	0	999,489	0	-999,489
	<b>CUSTOMS DEPARTMENT TOTAL EXPENSES</b>	<b>0</b>	<b>0</b>	<b>0</b>	<b>999,489</b>	<b>0</b>	<b>-999,489</b>

The Accounting Officer for this Head is the COMPTROLLER

# *[Head 029]* MINISTRY OF NATIONAL SECURITY

ITEM NO.	TITLE OF ITEM	APPROVED ESTIMATES 2022/2023	SUPPLEMENTAL ESTIMATES & VIREMENTS 2022/2023	REVISED ALLOCATION 2022/2023	PROVISIONAL ACTUAL EXPENDITURE 2021/2022 (JUL TO DEC)	PROVISIONAL ACTUAL EXPENDITURE 2022/2023 (JUL TO DEC)	VARIANCE PROVISIONAL 2021/2022 VS PROVISIONAL 2022/2023
		\$	\$	\$	\$	\$	\$
31110EE	Buildings & Structures	1,900,000	0	1,900,000	263,910	250,457	-13,453
31120EE	Machinery & Equipment	12,226,860	0	12,226,860	6,608,602	4,507,447	-2,101,155
<b>MINISTRY OF NATIONAL SECURITY TOTAL EXPENSES</b>		<b>14,126,860</b>	<b>0</b>	<b>14,126,860</b>	<b>6,872,512</b>	<b>4,757,904</b>	<b>-2,114,608</b>

The Accounting Officer for this Head is the PERMANENT SECRETARY

# *[Head 032]* THE ROYAL BAHAMAS DEFENCE FORCE

ITEM NO.	TITLE OF ITEM	APPROVED ESTIMATES 2022/2023 \$	SUPPLEMENTAL ESTIMATES & VIREMENTS 2022/2023 \$	REVISED ALLOCATION 2022/2023 \$	PROVISIONAL ACTUAL EXPENDITURE 2021/2022 (JUL TO DEC) \$	PROVISIONAL ACTUAL EXPENDITURE 2022/2023 (JUL TO DEC) \$	VARIANCE PROVISIONAL 2021/2022 VS PROVISIONAL 2022/2023 \$
31110EE	Buildings & Structures	3,550,000	0	3,550,000	404,094	376,260	-27,834
31120EE	Machinery & Equipment	11,100,000	0	11,100,000	1,953,956	3,356,576	1,402,620
<b>THE ROYAL BAHAMAS DEFENCE FORCE TOTAL EXPENSES</b>		<b>14,650,000</b>	<b>0</b>	<b>14,650,000</b>	<b>2,358,050</b>	<b>3,732,836</b>	<b>1,374,786</b>

The Accounting Officer for this Head is the COMMODORE

# [Head 033] MINISTRY OF WORKS AND UTILITIES

ITEM NO.	TITLE OF ITEM	APPROVED ESTIMATES 2022/2023 \$	SUPPLEMENTAL ESTIMATES & VIREMENTS 2022/2023 \$	REVISED ALLOCATION 2022/2023 \$	PROVISIONAL ACTUAL EXPENDITURE 2021/2022 (JUL TO DEC) \$	PROVISIONAL ACTUAL EXPENDITURE 2022/2023 (JUL TO DEC) \$	VARIANCE PROVISIONAL 2021/2022 VS PROVISIONAL 2022/2023 \$
28220EE	Capital Transfers N.E.C.	14,753,852	0	14,753,852	8,094,031	4,163,673	-3,930,358
31110EE	Buildings & Structures	103,406,316	55,067	103,461,383	37,101,146	28,967,830	-8,133,316
31120EE	Machinery & Equipment	2,676,613	0	2,676,613	216,282	1,366,221	1,149,939
31130EE	Other Fixed Assets	564,500	-55,067	509,433	226,444	193,681	-32,763
<b>MINISTRY OF WORKS AND UTILITIES TOTAL EXPENSES</b>		<b>121,401,281</b>	<b>0</b>	<b>121,401,281</b>	<b>45,637,903</b>	<b>34,691,405</b>	<b>-10,946,498</b>

The Accounting Officer for this Head is the PERMANENT SECRETARY

# [Head 038] MINISTRY OF EDUCATION AND TECHNICAL AND VOCATIONAL TRAINING

ITEM NO.	TITLE OF ITEM	APPROVED ESTIMATES 2022/2023	SUPPLEMENTAL ESTIMATES & VIREMENTS 2022/2023	REVISED ALLOCATION 2022/2023	PROVISIONAL ACTUAL EXPENDITURE 2021/2022 (JUL TO DEC)	PROVISIONAL ACTUAL EXPENDITURE 2022/2023 (JUL TO DEC)	VARIANCE PROVISIONAL 2021/2022 VS PROVISIONAL 2022/2023
		\$	\$	\$	\$	\$	\$
28220EE	Capital Transfers N.E.C.	1,000,000	-1,000,000	0	0	0	0
31110EE	Buildings & Structures	32,921,940	8,282,355	41,204,295	21,186,380	35,182,759	13,996,379
31120EE	Machinery & Equipment	500,000	20,000	520,000	95,370	228,187	132,817
31130EE	Other Fixed Assets	6,701,000	-5,302,355	1,398,645	1,500,000	1,398,543	-101,457
<b>MINISTRY OF EDUCATION AND TECHNICAL AND VOCATIONAL TRAINING TOTAL EXPENSES</b>		<b>41,122,940</b>	<b>2,000,000</b>	<b>43,122,940</b>	<b>22,781,750</b>	<b>36,809,489</b>	<b>14,027,739</b>

The Accounting Officer for this Head is the PERMANENT SECRETARY

# [Head 040] MINISTRY OF TRANSPORT AND HOUSING

ITEM NO.	TITLE OF ITEM	APPROVED ESTIMATES 2022/2023	SUPPLEMENTAL ESTIMATES & VIREMENTS 2022/2023	REVISED ALLOCATION 2022/2023	PROVISIONAL ACTUAL EXPENDITURE 2021/2022 (JUL TO DEC)	PROVISIONAL ACTUAL EXPENDITURE 2022/2023 (JUL TO DEC)	VARIANCE PROVISIONAL 2021/2022 VS PROVISIONAL 2022/2023
		\$	\$	\$	\$	\$	\$
31110EE	Buildings & Structures	2,600,000	0	2,600,000	34,000	2,524,999	2,490,999
31120EE	Machinery & Equipment	102,000	0	102,000	52,382	46,879	-5,503
<b>MINISTRY OF TRANSPORT AND HOUSING TOTAL EXPENSES</b>		<b>2,702,000</b>	<b>0</b>	<b>2,702,000</b>	<b>86,382</b>	<b>2,571,878</b>	<b>2,485,496</b>

The Accounting Officer for this Head is the PERMANENT SECRETARY



# [Head 056] MINISTRY OF AGRICULTURE, MARINE RESOURCES AND FAMILY ISLAND AFFAIRS

ITEM NO.	TITLE OF ITEM	APPROVED ESTIMATES 2022/2023	SUPPLEMENTAL ESTIMATES & VIREMENTS 2022/2023	REVISED ALLOCATION 2022/2023	PROVISIONAL ACTUAL EXPENDITURE 2021/2022 (JUL TO DEC)	PROVISIONAL ACTUAL EXPENDITURE 2022/2023 (JUL TO DEC)	VARIANCE PROVISIONAL 2021/2022 VS PROVISIONAL 2022/2023
		\$	\$	\$	\$	\$	\$
31110EE	Buildings & Structures	4,180,000	-81,400	4,098,600	1,595,381	80,589	-1,514,792
31120EE	Machinery & Equipment	586,446	81,400	667,846	0	83,248	83,248
<b>MINISTRY OF AGRICULTURE, MARINE RESOURCES AND FAMILY ISLAND AFFAIRS TOTAL EXPENSES</b>		<b>4,766,446</b>	<b>0</b>	<b>4,766,446</b>	<b>1,595,381</b>	<b>163,837</b>	<b>-1,431,544</b>

The Accounting Officer for this Head is the PERMANENT SECRETARY

# [Head 060] MINISTRY OF HEALTH AND WELLNESS

ITEM NO.	TITLE OF ITEM	APPROVED ESTIMATES 2022/2023 \$	SUPPLEMENTAL ESTIMATES & VIREMENTS 2022/2023 \$	REVISED ALLOCATION 2022/2023 \$	PROVISIONAL ACTUAL EXPENDITURE 2021/2022 (JUL TO DEC) \$	PROVISIONAL ACTUAL EXPENDITURE 2022/2023 (JUL TO DEC) \$	VARIANCE PROVISIONAL 2021/2022 VS PROVISIONAL 2022/2023 \$
28220EE	Capital Transfers N.E.C.	16,000,000	0	16,000,000	180,733	0	-180,733
31110EE	Buildings & Structures	35,532,215	0	35,532,215	4,351,782	13,775,110	9,423,328
31120EE	Machinery & Equipment	6,600,000	0	6,600,000	39,045	14,497	-24,548
<b>MINISTRY OF HEALTH AND WELLNESS TOTAL EXPENSES</b>		<b>58,132,215</b>	<b>0</b>	<b>58,132,215</b>	<b>4,571,560</b>	<b>13,789,607</b>	<b>9,218,047</b>

The Accounting Officer for this Head is the PERMANENT SECRETARY

# [Head 067] MINISTRY OF TOURISM, INVESTMENT AND AVIATION

ITEM NO.	TITLE OF ITEM	APPROVED ESTIMATES 2022/2023	SUPPLEMENTAL ESTIMATES & VIREMENTS 2022/2023	REVISED ALLOCATION 2022/2023	PROVISIONAL ACTUAL EXPENDITURE 2021/2022 (JUL TO DEC)	PROVISIONAL ACTUAL EXPENDITURE 2022/2023 (JUL TO DEC)	VARIANCE PROVISIONAL 2021/2022 VS PROVISIONAL 2022/2023
		\$	\$	\$	\$	\$	\$
31110EE	Buildings & Structures	0	0	0	279,000	0	-279,000
	<b>MINISTRY OF TOURISM, INVESTMENT AND AVIATION TOTAL EXPENSES</b>	<b>0</b>	<b>0</b>	<b>0</b>	<b>279,000</b>	<b>0</b>	<b>-279,000</b>

The Accounting Officer for this Head is the PERMANENT SECRETARY

# [Head 072] MINISTRY OF THE ENVIRONMENT AND NATURAL RESOURCES

ITEM NO.	TITLE OF ITEM	APPROVED ESTIMATES 2022/2023	SUPPLEMENTAL ESTIMATES & VIREMENTS 2022/2023	REVISED ALLOCATION 2022/2023	PROVISIONAL ACTUAL EXPENDITURE 2021/2022 (JUL TO DEC)	PROVISIONAL ACTUAL EXPENDITURE 2022/2023 (JUL TO DEC)	VARIANCE PROVISIONAL 2021/2022 VS PROVISIONAL 2022/2023
		\$	\$	\$	\$	\$	\$
28220EE	Capital Transfers N.E.C.	750,000	0	750,000	67,979	0	-67,979
31110EE	Buildings & Structures	1,100,000	0	1,100,000	1,088,708	51,654	-1,037,054
31120EE	Machinery & Equipment	364,400	0	364,400	1,120	101,886	100,766
<b>MINISTRY OF THE ENVIRONMENT AND NATURAL RESOURCES TOTAL EXPENSES</b>		<b>2,214,400</b>	<b>0</b>	<b>2,214,400</b>	<b>1,157,807</b>	<b>153,540</b>	<b>-1,004,267</b>

The Accounting Officer for this Head is the PERMANENT SECRETARY

# *[Head 073]* DEPARTMENT OF TRANSFORMATION AND DIGITIZATION

ITEM NO.	TITLE OF ITEM	APPROVED ESTIMATES 2022/2023	SUPPLEMENTAL ESTIMATES & VIREMENTS 2022/2023	REVISED ALLOCATION 2022/2023	PROVISIONAL ACTUAL EXPENDITURE 2021/2022 (JUL TO DEC)	PROVISIONAL ACTUAL EXPENDITURE 2022/2023 (JUL TO DEC)	VARIANCE PROVISIONAL 2021/2022 VS PROVISIONAL 2022/2023
		\$	\$	\$	\$	\$	\$
28220EE	Capital Transfers N.E.C.	6,950,000	-1,300,501	5,649,499	1,484,719	1,172,696	-312,023
31120EE	Machinery & Equipment	1,300,000	0	1,300,000	6,600	0	-6,600
<b>DEPARTMENT OF TRANSFORMATION AND DIGITIZATION TOTAL EXPENSES</b>		<b>8,250,000</b>	<b>-1,300,501</b>	<b>6,949,499</b>	<b>1,491,319</b>	<b>1,172,696</b>	<b>-318,623</b>

The Accounting Officer for this Head is the PERMANENT SECRETARY

# [Head 074] MINISTRY FOR GRAND BAHAMA

ITEM NO.	TITLE OF ITEM	APPROVED ESTIMATES 2022/2023	SUPPLEMENTAL ESTIMATES & VIREMENTS 2022/2023	REVISED ALLOCATION 2022/2023	PROVISIONAL ACTUAL EXPENDITURE 2021/2022 (JUL TO DEC)	PROVISIONAL ACTUAL EXPENDITURE 2022/2023 (JUL TO DEC)	VARIANCE PROVISIONAL 2021/2022 VS PROVISIONAL 2022/2023
		\$	\$	\$	\$	\$	\$
31110EE	Buildings & Structures	800,000	107,853	907,853	27,487	233,824	206,337
31120EE	Machinery & Equipment	1,000,000	-972,000	28,000	0	8,933	8,933
<b>MINISTRY FOR GRAND BAHAMA TOTAL EXPENSES</b>		<b>1,800,000</b>	<b>-864,147</b>	<b>935,853</b>	<b>27,487</b>	<b>242,757</b>	<b>215,270</b>

The Accounting Officer for this Head is the PERMANENT SECRETARY

# [Head 075] DEPARTMENT OF EMERGENCY PREPAREDNESS AND RESPONSE

ITEM NO.	TITLE OF ITEM	APPROVED ESTIMATES 2022/2023 \$	SUPPLEMENTAL ESTIMATES & VIREMENTS 2022/2023 \$	REVISED ALLOCATION 2022/2023 \$	PROVISIONAL ACTUAL EXPENDITURE 2021/2022 (JUL TO DEC) \$	PROVISIONAL ACTUAL EXPENDITURE 2022/2023 (JUL TO DEC) \$	VARIANCE PROVISIONAL 2021/2022 VS PROVISIONAL 2022/2023 \$
28220EE	Capital Transfers N.E.C.	0	0	0	400,000	0	-400,000
	<b>DEPARTMENT OF EMERGENCY PREPAREDNESS AND RESPONSE TOTAL EXPENSES</b>	<b>0</b>	<b>0</b>	<b>0</b>	<b>400,000</b>	<b>0</b>	<b>-400,000</b>

The Accounting Officer for this Head is the PERMANENT SECRETARY

# [HEAD 001-076] CAPITAL EXPENDITURE HEAD SUMMARY

ITEM NO.	TITLE OF ITEM	SUPPLEMENTAL ESTIMATES & VIREMENTS			PROVISIONAL ACTUAL EXPENDITURE	PROVISIONAL ACTUAL EXPENDITURE	VARIANCE PROVISIONAL
		ESTIMATES 2022/2023	2022/2023	REVISIED ALLOCATION 2022/2023	2021/2022 (JUL TO DEC)	2022/2023 (JUL TO DEC)	2021/2022 VS PROVISIONAL 2022/2023
		\$	\$	\$	\$	\$	\$
<b>GRAND TOTAL</b>		<b>371,146,142</b>	<b>-164,649</b>	<b>370,981,493</b>	<b>103,697,045</b>	<b>117,722,837</b>	<b>14,025,792</b>





COMMONWEALTH OF THE BAHAMAS

# ANNEXES

# ANNEX 1 - [Head 027] PUBLIC DEBT REDEMPTION AND SINKING FUNDS

ITEM NO.	TITLE OF ITEM	APPROVED ESTIMATES	SUPPLEMENTAL ESTIMATES & VIREMENTS	REVISED ALLOCATION	PROVISIONAL ACTUAL EXPENDITURE	PROVISIONAL ACTUAL EXPENDITURE	VARIANCE PROVISIONAL
		2022/2023	2022/2023	2022/2023	2021/2022 (JUL TO DEC)	2022/2023 (JUL TO DEC)	2021/2022 VS PROVISIONAL 2022/2023
		\$	\$	\$	\$	\$	\$
<b>ACQ OF DOMESTIC FINAN ASSETS</b>							
5212001	Sinking Fund Har. Malcolm Property Purchase Loan	1,486	0	1,486	1,486	0	-1,486
5212002	The Clifton Heritage Authority	1,130,521	0	1,130,521	0	0	0
	<b>SUB-TOTAL:</b>	<b>1,132,007</b>	<b>0</b>	<b>1,132,007</b>	<b>1,486</b>	<b>0</b>	<b>-1,486</b>
<b>ACQ OF FOREIGN FINANC ASSETS</b>							
5222001	USD \$200.0M Bond (6.625%)	3,700,000	0	3,700,000	0	0	0
5222002	US \$100M Bond	1,700,000	0	1,700,000	0	0	0
5222003	USD \$750M 6% Notes (2017-2028)	39,959,088	0	39,959,088	26,639,392	19,979,544	-6,659,848
	<b>SUB-TOTAL:</b>	<b>45,359,088</b>	<b>0</b>	<b>45,359,088</b>	<b>26,639,392</b>	<b>19,979,544</b>	<b>-6,659,848</b>
	<b>TOTAL:</b>	<b>46,491,095</b>	<b>0</b>	<b>46,491,095</b>	<b>26,640,878</b>	<b>19,979,544</b>	<b>-6,661,334</b>
<b>REPAYMENTS</b>							
33130EE	Debt Securities	655,970,229	0	655,970,229	258,932,588	417,432,000	158,499,412
33140EE	Domestic Loans	134,745,761	0	134,745,761	82,463,720	75,549,903	-6,913,817
33240EE	Foreign Loans	485,977,656	0	485,977,656	42,858,826	240,933,945	198,075,119
	<b>TOTAL:</b>	<b>1,276,693,646</b>	<b>0</b>	<b>1,276,693,646</b>	<b>384,255,134</b>	<b>733,915,848</b>	<b>349,660,714</b>
	<b>PUBLIC DEBT REDEMPTION AND SINKING FUNDS TOTAL</b>	<b>1,323,184,741</b>	<b>0</b>	<b>1,323,184,741</b>	<b>410,896,012</b>	<b>753,895,392</b>	<b>342,999,380</b>

The Accounting Officer for this Head is the ACCOUNTANT GENERAL

# ANNEX 2 - TAX RELIEF, REMISSIONS AND OTHER WAIVERS

Value of Goods Imported	Sum of Excise Liabile	Sum of Duty Liabile	Grand Total Excise & Duty Liabile	Concession Description
70,843	16,985	0	16,985	AFFORDABLE HOMES
2,649,786	1,025,341	232	1,025,573	AGRICULTURAL MANUFACTURERS ACT
3,649,732	537,029	377,409	914,438	AIRCRAFT PARTS BAHAMAS AIR/ CHARTERS
6,794,373	1,502,977	23	1,503,000	ALBANY
98,571	67,744	0	67,744	ART SUPPLIES
8,092,664	2,590,935	280,396	2,871,331	AUTEC AGREEMENT
135,371	34,633	8,094	42,727	BAHAMAS NATIONAL TRUST
8,806	181	5,135	5,316	BRIDGE AUTHORITY ACT
120,384	6,614	0	6,614	BROADCASTING ACT
1,898,487	394,377	16	394,393	BUILDINGS EXEMPTION
165,719	22,826	53,926	76,752	CAPITAL GOODS GRAND BAHAMA
0	0	0	0	CENTRAL BANK
1,352,517	213,459	67,028	280,487	CHARITABLE GOODS
11,654	1,927	0	1,927	CLIFTON HERITAGE AUTHORITY
34,570,762	7,013,386	14,533	7,027,919	CLOTHING/FOOTWEAR ACCESSORIES EXEMPTION
3,065,062	924,096	12,947	937,043	COMMERCIAL FISHING/BONEFISH INDUSTRIES
15,234,356	2,810,451	601,714	3,412,165	CONSULATE AND CONSULAR OFFICES
26,294,101	6,964,747	616,234	7,580,981	COTTAGE AND LIGHT INDUSTRIES MANUF.
10,785,531	117,131	23	117,154	DILAPIDATED BUILDING EXEMPTION
2,831,057	606,348	98,302	704,650	EDUCATIONAL SCIENTIFIC/CULTURAL GOODS
18,021,172	5,040,724	1,603,355	6,644,079	ELECTRICITY ACT
4,115	0	1,852	1,852	ELECTRICITY ACT FAMILY ISLAND
2,534,895	260,558	8,437	268,995	EXEMPTION FOR COLLECTORS WORKS OF ART
73,595	11,488	0	11,488	EXEMPTION- HISTORIC BUILDINGS
2,255,129	743,067	0	743,067	EXEMPTION MEDICAL EQUIP/BUILDING MATERIAL
761	336	0	336	EXEMPTION ON SAMPLES
368,494	84,716	0	84,716	EXEMPTION ON SYSTEMS BUILDING
39,303	17,686	0	17,686	EXEMPTION PORT AREA MANUFACTURED
605,100	112,367	88,412	200,779	EXEMPTION RELIGIOUS ORGANIZATION
7,175,914	534,731	3,130,103	3,664,834	EXIGENCY EXEMPTION
25,480	11,327	0	11,327	EXEMPTION ON TROPHIES
28,632,249	5,753,521	826,562	6,580,083	FAMILY ISLAND DEV. ENCOURAGEMENT ACT
3,412,905	485,761	1,080,728	1,566,489	FLORICULTURIST/AGRICULTURAL COOPERATIVE SOCIETIES
5,945,835	886,005	0	886,005	GIFTS TO THE GOVERNMENT
161,530,318	38,844,392	3,259,644	42,104,036	HOTEL ENCOURAGEMENT
7,208	1,698	0	1,698	HUMAN REMAINS
18,306,227	6,110,355	202,269	6,312,624	INDUSTRIES ENCOURAGEMENT
395,188	83,069	6,958	90,027	LIVESTOCK/FISH/FARM INDUSTRIES
400,413	141,360	0	141,360	NASSAU REVITALIZATION

# ANNEX 2 - TAX RELIEF, REMISSIONS AND OTHER WAIVERS

Value of Goods Imported	Sum of Excise Liable	Sum of Duty Liable	Grand Total Excise & Duty Liable	Concession Description
210,936	28,256	39,744	68,000	OVER THE HILL/ ECONOMIC
3,952,709	0	6,570,417	6,570,417	PETROLEUM PRODUCTS
1,760	72	0	72	PORTABLE WATER
613,281	189,991	0	189,991	PRINTING/RAW MATERIALS
84,824	30,723	0	30,723	REIMPORTED BAHAMIAN PRODUCTS
2,403	9	0	9	REIMPORTED GOODS
1,205,123	139,934	456,527	596,461	RETURNING RESIDENT
83,384	32,235	0	32,235	RIDING POINT HOLDINGS
2,869,021	533,716	614,496	1,148,212	SMALL / MEDIUM BUSINESSES
1,938,447	226,366	0	226,366	SOLAR PANELS
11,859,261	129,548	813,130	942,678	SPECIAL ECONOMIC RECOVERY ZONE
8,848,796	3,354,687	129,772	3,484,459	SPIRIT AND BEER MANUFACTURING
2,346,290	498,898	2,400	501,298	SPORTING EXEMPTION
3,533,697	891,311	6,090	897,401	SPORTS CENTER PROJECT
1,912,803	0	1,244,972	1,244,972	TAXI CABS AND OMNI BUSES
102,012	10,805	0	10,805	TEMPORARY IMPORT/EXPORT
914,104	0	511,600	511,600	VEHICLES FOR GOVT
1,992,712	265,938	46,922	312,860	VESSEL AND VESSEL PARTS
369,920	127,350	20,150	147,500	WASTE PROCESSING MACHINERY
5,226,009	1,593,350	41,336	1,634,686	WATER AND SEWERAGE
<b>415,631,569</b>	<b>92,027,537</b>	<b>22,841,888</b>	<b>114,869,425</b>	TOTAL

## ANNEX 3 - RECURRENT SUBVENTIONS

ITEM NO.	TITLE OF ITEM	APPROVED ESTIMATES	SUPPLEMENTAL ESTIMATES & VIREMENTS	REVISED ALLOCATION	PROVISIONAL ACTUAL EXPENDITURE	PROVISIONAL ACTUAL EXPENDITURE	VARIANCE PROVISIONAL
		2022/2023	2022/2023	2022/2023	2021/2022 (JUL TO DEC)	2022/2023 (JUL TO DEC)	2021/2022 VS PROVISIONAL 2022/2023
		\$	\$	\$	\$	\$	\$
2821408	Broadcasting Corporation of The Bahamas	8,950,000	0	8,950,000	4,094,000	5,004,800	910,800
2821412	Clifton Heritage Authority	2,000,000	0	2,000,000	1,180,588	1,294,802	114,214
2821413	The Antiquities, Monuments & Museum Corporation	1,900,000	0	1,900,000	950,000	839,417	-110,583
2821425	Bahamas National Statistical Institute	8,394,442	0	8,394,442	2,204,268	2,828,123	623,855
2511205	Water & Sewerage Corporation Development Projects	34,000,000	0	34,000,000	20,264,214	24,877,467	4,613,253
2821418	Straw Market Authority	2,000,000	0	2,000,000	291,131	900,000	608,869
2511206	Operation - University of The Bahamas	31,044,773	0	31,044,773	14,372,387	15,522,387	1,150,000
2511207	Operation - Bahamas Technical & Vocational Insitute	6,103,113	0	6,103,113	3,051,557	3,051,557	0
2511208	National Art Gallery	1,240,000	0	1,240,000	620,000	619,999	-1
2821416	National Sports Authority	2,390,000	0	2,390,000	1,140,000	1,195,000	55,000
2821409	Bahamas Agricultural & Industrial Corporation	5,000,000	391,220	5,391,220	2,500,000	2,988,259	488,259
2821624	Bahamas Agricultural Health and Food Safety Authority (BAHFSA)	504,000	0	504,000	252,379	252,000	-379
2821628	School of Agriculture & Marine Science (Andros)	6,476,088	575,000	7,051,088	3,113,043	3,813,044	700,001
2511210	National Health Insurance Authority	46,200,000	0	46,200,000	22,500,000	23,116,975	616,975
2511213	Public Hospitals Authority	232,455,825	0	232,455,825	142,901,244	128,297,762	-14,603,482
2511203	Bahamasair Holdings Ltd.	32,000,000	-1,300,000	30,700,000	13,965,136	12,569,811	-1,395,325
2821407	Operational Expenses - Airport Authority	8,542,245	1,300,000	9,842,245	2,471,123	7,642,712	5,171,589
2821410	Hotel Corporation of The Bahamas	825,211	0	825,211	4,264,995	443,874	-3,821,121
2821411	Nassau Flight Services	1,860,000	0	1,860,000	730,000	930,000	200,000
2821414	Operation - The Gaming Board	0	0	0	2,328,316	0	-2,328,316
2821417	Civil Aviation Authority Bahamas	0	0	0	488,004	0	-488,004
2821423	Bahamas Air Navigation Services Authority	0	0	0	539,360	0	-539,360
2821422	National Training Agency	1,297,258	0	1,297,258	724,002	648,629	-75,373
2821415	The Bahamas Public Parks and Beaches Authority	24,000,000	0	24,000,000	10,031,377	11,672,987	1,641,610
<b>TOTAL RECURRENT SUBVENTIONS</b>		<b>457,182,955</b>	<b>966,220</b>	<b>458,149,175</b>	<b>254,977,124</b>	<b>248,509,605</b>	<b>-6,467,519</b>

## ANNEX 4 - CAPITAL SUBVENTIONS

ITEM NO.	TITLE OF ITEM	APPROVED	SUPPLEMENTAL	REVISED	PROVISIONAL	PROVISIONAL	VARIANCE
		ESTIMATES	ESTIMATES	ALLOCATION	ACTUAL	ACTUAL	PROVISIONAL
		2022/2023	& VIREMENTS 2022/2023	2022/2023	2021/2022 EXPENDITURE (JUL TO DEC)	2022/2023 EXPENDITURE (JUL TO DEC)	2021/2022 VS PROVISIONAL 2022/2023
		\$	\$	\$	\$	\$	\$
3111209	Bahamas Technical & Vocational Institute	1,500,000	-1,500,000	0	0	0	0
2822021	University of Bahamas	1,000,000	-1,000,000	0	0	0	0
3111205	Public Hospitals Authority	31,148,656	0	31,148,656	2,854,341	11,629,672	8,775,331
3111317	Airport Authority	0	0	0	279,000	0	-279,000
<b>TOTAL CAPITAL SUBVENTIONS</b>		<b>33,648,656</b>	<b>-2,500,000</b>	<b>31,148,656</b>	<b>3,133,341</b>	<b>11,629,672</b>	<b>8,496,331</b>

# ANNEX 5 - RECURRENT VIREMENTS

Head Reference No.	From Account	Amount \$	Date	To Account	Purpose
<b>003 HOUSE OF ASSEMBLY</b>					
003	VW#0021 003-0100-0001-011-2211102-15 Members Travel Allowances	52,500	17 Aug 2022	003-0100-0001-011-2112103-15 Housing Allowance	Payment of Housing Allowance to the Leader of the Opposition for the period April - June 2023
003	VW#0079 003-0100-0001-011-2251113-15 Electronic Hansard	100,000	24 Nov 2022	003-0100-0001-011-2211102-15 Members Travel Allowances	Parliamentarians & Senators travel for House & Senate attendance & Constituency visits
003	VW#0084 003-0100-0001-011-2251113-15 Electronic Hansard	18,000	29 Nov 2022	003-0100-0001-011-2211201-15 Air Transport of Persons Outside The Bahamas	Travel expenses related to the Public Accounts Committee, House of Parliament Course
<b>TOTAL HOUSE OF ASSEMBLY</b>		<b>170,500</b>			
<b>005 MINISTRY OF THE PUBLIC SERVICE</b>					
005	VW#0121 005-0100-0001-011-2221102-15 Rent - Office	2,000,000	22 Dec 2022	005-0100-0001-011-2251115-15 Consultancy Services	Digitization of Personnel records and software maintenance
<b>TOTAL MINISTRY OF THE PUBLIC SERVICE</b>		<b>2,000,000</b>			
<b>009 COURT OF APPEAL</b>					
009	VW#0075 009-0100-0001-011-2721108-15 Legal Aid	12,000	14 Nov 2022	009-0100-0001-011-2241213-15 Clothing & Clothing Supplies	Legal regalia for seventh judge and Assistant Registrar of the Court of Appeal
<b>TOTAL COURT OF APPEAL</b>		<b>12,000</b>			
<b>011 BAHAMAS DEPARTMENT OF CORRECTIONAL SERVICES</b>					
011	VW#0001 011-0100-0001-011-2251302-15 Building Maintenance	13,325	04 Jul 2022	011-0100-0001-011-2211201-15 Air Transport of Persons Outside The Bahamas	Official travel to Georgia Correctional Facility
011	VW#0002 011-0100-0001-011-2251302-15 Building Maintenance	4,628	04 Jul 2022	011-0100-0001-011-2211210-15 Subsistence for Travellers Outside The Bahamas	Official travel to Georgia Correctional Facility
011	VW#0004 011-0100-0001-011-2251302-15 Building Maintenance	25,000	28 Jul 2022	011-0100-0001-011-2211210-15 Subsistence for Travellers Outside The Bahamas	Travel to 152nd American Correctional Association Congress, New Orleans
011	VW#0005 011-0100-0001-011-2251108-15 Tuition, Training, In-service Awards, Subsistence	5,000	28 Jul 2022	011-0100-0001-011-2211214-15 Incidental Travel Expenses Outside The Bahamas	Travel to 152nd American Correctional Association Congress, New Orleans
<b>TOTAL BAHAMAS DEPARTMENT OF CORRECTIONAL SERVICES</b>		<b>47,953</b>			

# ANNEX 5 - RECURRENT VIREMENTS

Head Reference No.	From Account	Amount \$	Date	To Account	Purpose	
<b>014 OFFICE OF THE PRIME MINISTER</b>						
014	VW#0032	014-0100-0001-011-2251103-15 Marketing & Promotion	95,000	12 Sep 2022	014-0100-0001-011-2211201-15 Air Transport of Persons Outside The Bahamas	Prime Minister & delegation travel to Trinidad to attend the Agri-Investment Forum & Expo II
014	VW#0039	014-0100-0432-011-2251102-15 Advertising & Public Notices	325,847	13 Sep 2022	014-0100-0001-011-2211201-15 Air Transport of Persons Outside The Bahamas	Travel expenses related to COP 27
014	VW#0042	014-0100-0001-011-2251103-15 Marketing & Promotion	50,000	23 Sep 2022	014-0100-0001-011-2251199-15 Other Services	Payment related to World Motor Sports Games - October, 2022
014	VW#0054	014-0100-0001-011-2251115-15 Consultancy Services	200,000	20 Oct 2022	014-0100-0001-011-2211201-15 Air Transport of Persons Outside The Bahamas	Prime Minister and delegation travel to Sharm El Sheik Egypt for COP 27, 6th -18th November, 2022 to attend the United Nations Climate Change Conference
014	VW#0055	014-0100-0432-011-2251102-15 Advertising & Public Notices	150,000	20 Oct 2022	014-0100-0001-011-2211210-15 Subsistence for Travellers Outside The Bahamas	Prime Minister and delegation travel to Sharm El Sheik Egypt for COP 27, 6th - 18th November, 2022 to attend the United Nations Climate Change Conference
014	VW#0056	014-0100-0001-011-2251103-15 Marketing & Promotion	53,400	20 Oct 2022	014-0100-0001-011-2211210-15 Subsistence for Travellers Outside The Bahamas	Prime Minister & delegation travel to Sharm El Sheik Egypt for COP27, 6th - 18th November, 2022
014	VW#0070	014-0100-0001-011-2251102-15 Advertising & Public Notices	20,000	08 Nov 2022	014-0100-0001-011-2211101-15 Air Transport of Persons Within The Bahamas	Prime Minister & delegation travel to Governor's Harbour, Andros and Bimini
014	VW#0071	014-0100-0001-011-2251103-15 Marketing & Promotion	36,990	08 Nov 2022	014-0100-0001-011-2211101-15 Air Transport of Persons Within The Bahamas	Prime Minister and delegation travel to North Eleuthera and San Salvador
014	VW#0088	014-0100-0001-011-2251107-15 Workshops, Conferences, Seminars, Meetings & Exhibits	33,000	01 Dec 2022	014-0100-4147-011-2251107-15 Workshops, Conferences, Seminars, Meetings & Exhibits	Expenses related to CHOGM - Climate Change (August 16th -18th, 2022)
014	VW#0108	014-0100-0432-011-2251102-15 Advertising & Public Notices	250,000	20 Dec 2022	014-0100-0001-011-2251107-15 Workshops, Conferences, Seminars, Meetings & Exhibits	34th Inter-Sessional Meeting Conference of Heads of Government for the Caribbean Community (CARICOM) 16th-18th February, 2023
<b>TOTAL OFFICE OF THE PRIME MINISTER</b>			<b>1,214,237</b>			
<b>026 PUBLIC DEBT SERVICING - INTEREST AND OTHER CHARGES</b>						
026	VW#0115	026-0100-0001-011-2421104-15 Provision for Interest on New Borrowings	2,255,840	22 Dec 2022	026-0100-0001-603-2411180-15 US\$180 Million Loan	Interest payment for US \$180 Million Loan
026	VW#0115	026-0100-0001-011-2421104-15 Provision for Interest on New Borrowings	1,908,266	22 Dec 2022	026-0100-0001-605-2411206-15 100M World Bank	To facilitate World Bank loan payment
026	VW#0117	026-0100-0001-011-2421104-15 Provision for Interest on New Borrowings	4,805,815	22 Dec 2022	026-0100-0001-605-2411207-15 140M IADB (Boosting Resilient & Inclusive Growth_PBL#2 (5091)/C-BH	To facilitate IADB loan payment
026	VW#0118	026-0100-0001-011-2421104-15 Provision for Interest on New Borrowings	1,959,577	22 Dec 2022	026-0100-0001-605-2411120-15 IADB 1988/OC-BH Supplementary Financing	To facilitate IADB 1988/OC-BH loan payment
<b>TOTAL PUBLIC DEBT SERVICING - INTEREST AND OTHER CHARGES</b>			<b>10,929,498</b>			



# ANNEX 5 - RECURRENT VIREMENTS

Head Reference No.	From Account	Amount \$	Date	To Account	Purpose	
<b>032 THE ROYAL BAHAMAS DEFENCE FORCE</b>						
032	VW#0119	032-0100-0001-011-2241299-15 Other Supplies & Materials	47,651	22 Dec 2022	032-0100-0001-011-2251108-15 Tuition, Training, In-service Awards, Subsistence	RBDF officers training in the UK and Connecticut
032	VW#0119	032-0100-0001-011-2241204-15 Medical & Surgical Supplies	20,000	22 Dec 2022	032-0100-0001-011-2251108-15 Tuition, Training, In-service Awards, Subsistence	RBDF officers training in the UK and Connecticut
<b>TOTAL THE ROYAL BAHAMAS DEFENCE FORCE</b>		<b>67,651</b>				
<b>033 MINISTRY OF WORKS AND UTILITIES</b>						
033	VW#0047	033-0100-0001-011-2261201-15 Transportation Equipment Upkeep	61,000	30 Sep 2022	033-0100-0001-011-2251115-15 Consultancy Services	Payment for Forensic Audit & Media Services
033	VW#0052	033-0100-0001-011-2251128-15 Fees & Other Charges	18,000	13 Oct 2022	033-0100-0001-011-2211201-15 Air Transport of Persons Outside The Bahamas	Minister Sears and delegation travel to Japan
033	VW#0052	033-0100-0001-011-2251107-15 Workshops, Conferences, Seminars, Meetings & Exhibits	11,000	13 Oct 2022	033-0100-0001-011-2211201-15 Air Transport of Persons Outside The Bahamas	Minister Sears and delegation travel to Japan
033	VW#0052	033-0100-0001-011-2251108-15 Tuition, Training, In-service Awards, Subsistence	9,000	13 Oct 2022	033-0100-0001-011-2211201-15 Air Transport of Persons Outside The Bahamas	Minister Sears and delegation travel to Japan
<b>TOTAL MINISTRY OF WORKS AND UTILITIES</b>		<b>99,000</b>				
<b>035 DEPARTMENT OF EDUCATION</b>						
035	VW#0040	035-0100-0001-011-2251115-15 Consultancy Services	30,000	14 Sep 2022	035-0100-0001-011-2211110-15 Subsistence for Travellers Within The Bahamas	School Psychology Assessment throughout the Family Islands
035	VW#0041	035-0100-0001-011-2251115-15 Consultancy Services	20,000	14 Sep 2022	035-0100-0001-011-2211101-15 Air Transport of Persons Within The Bahamas	School Psychology Assessment throughout the Family Islands
035	VW#0061	035-0100-0001-011-2241220-15 Educational Supplies	50,000	25 Oct 2022	035-0100-0001-011-2211110-15 Subsistence for Travellers Within The Bahamas	The Minister, Permanent Secretary and other MOE Senior Officers' travel to various Family Islands
035	VW#0062	035-0100-0001-011-2241220-15 Educational Supplies	50,000	25 Oct 2022	035-0100-0001-011-2211101-15 Air Transport of Persons Within The Bahamas	The Minister, Permanent Secretary and other MOE Senior Officers' travel to various Family Islands
<b>TOTAL DEPARTMENT OF EDUCATION</b>		<b>150,000</b>				
<b>043 MINISTRY OF SOCIAL SERVICES AND URBAN DEVELOPMENT</b>						
043	VW#0105	043-0100-0001-011-2281153-15 Community Affairs Divison	11,173	14 Dec 2022	043-0100-0001-011-2251129-15 Staff Engagement	To facilitate annual staff appreciation luncheon

# ANNEX 5 - RECURRENT VIREMENTS

Head Reference No.	From Account	Amount \$	Date	To Account	Purpose
<b>TOTAL MINISTRY OF SOCIAL SERVICES AND URBAN DEVELOPMENT</b>		<b>11,173</b>			
<b>047 MINISTRY OF YOUTH, SPORTS AND CULTURE</b>					
047	VW#0086 047-0100-7005-011-2211110-15 Subsistence for Travellers Within The Bahamas	66,900	29 Nov 2022	047-0100-7005-011-2251128-15 Fees & Other Charges	Expenses for the 2022/2023 National Junkanoo Parade
047	VW#0087 047-0100-7005-011-2211101-15 Air Transport of Persons Within The Bahamas	70,000	29 Nov 2022	047-0100-7005-011-2251128-15 Fees & Other Charges	Expenses for the 2022/2023 National Junkanoo Parade
047	VW#0112 047-0100-0001-011-2251354-15 Operation of Community Centers	50,000	22 Dec 2022	047-0100-7005-011-2251128-15 Fees & Other Charges	Expenses for the 2022/2023 National Junkanoo Parade
047	VW#0113 047-0100-0001-011-2821256-15 National Dance School	86,904	22 Dec 2022	047-0100-7005-011-2251128-15 Fees & Other Charges	Expenses for the 2022/2023 National Junkanoo Parade
047	VW#0114 047-0100-0001-011-2251342-15 Sports Field/Sports Facilities Maintenance	49,000	22 Dec 2022	047-0100-7005-011-2251128-15 Fees & Other Charges	Expenses for the 2022/2023 National Junkanoo Parade
047	VW#0120 047-0100-0001-011-2821223-15 Performing Artist Grants	326,070	22 Dec 2022	047-0100-7005-011-2251128-15 Fees & Other Charges	Expenses for the 2022/2023 National Junkanoo Parade
<b>TOTAL MINISTRY OF YOUTH, SPORTS AND CULTURE</b>		<b>648,874</b>			
<b>048 DEPARTMENT OF LABOUR</b>					
048	VW#0029 048-0100-0001-011-2251107-15 Workshops, Conferences, Seminars, Meetings & Exhibits	7,406	07 Sep 2022	048-0100-0001-201-2251337-15 Operation of Facilities or Other Services	Repairs to Freeport office due to damage during Tropical Storm Alex - 4th June, 2022.
048	VW#0030 048-0100-0001-011-2271019-15 OSHA Public Employment	5,000	07 Sep 2022	048-0100-0001-201-2251337-15 Operation of Facilities or Other Services	Repairs to Freeport office due to damage during Tropical Storm Alex - 4th June, 2022
<b>TOTAL DEPARTMENT OF LABOUR</b>		<b>12,406</b>			
<b>049 MINISTRY OF ECONOMIC AFFAIRS</b>					
049	VW#0080 049-0100-0001-011-2821421-15 Consumer Protection	75,697	25 Nov 2022	049-0100-0001-011-2251103-15 Marketing & Promotion	Travel expenses related to Step Asia Conference held 14th-15th November, 2022
<b>TOTAL MINISTRY OF ECONOMIC AFFAIRS</b>		<b>75,697</b>			
<b>051 POST OFFICE DEPARTMENT</b>					
051	VW#0078 051-0100-0001-011-2251108-15 Tuition, Training, In-service Awards, Subsistence	2,784	22 Nov 2022	051-0100-0001-011-2211201-15 Air Transport of Persons Outside The Bahamas	Prime Minister & delegation travel to Trinidad and Tobago, to attend the Agri-Investment Forum & Expo II

# ANNEX 5 - RECURRENT VIREMENTS

Head Reference No.	From Account	Amount \$	Date	To Account	Purpose	
<b>TOTAL POST OFFICE DEPARTMENT</b>		<b>2,784</b>				
<b>056</b>	<b>MINISTRY OF AGRICULTURE, MARINE RESOURCES AND FAMILY ISLAND AFFAIRS</b>					
056	VW#0020	056-0100-0001-011-2251139-15	575,000	15 Aug 2022	056-0100-0001-011-2821628-15	Purchase and installation of Greenhouses for BAMSI School of Agriculture & Marine Science (Andros)
		Food Security				
056	VW#0024	056-0100-0001-011-2251139-15	301,220	25 Aug 2022	056-0100-0001-011-2821409-15	Payment to Farmers
		Food Security			Bahamas Agricultural & Industrial Corporation	
056	VW#0106	056-0100-0001-011-2251139-15	90,000	15 Dec 2022	056-0100-0001-011-2821409-15	Outstanding payment
		Food Security			Bahamas Agricultural & Industrial Corporation	
<b>TOTAL MINISTRY OF AGRICULTURE, MARINE RESOURCES AND FAMILY ISLAND AFFAIRS</b>		<b>966,220</b>				
<b>060</b>	<b>MINISTRY OF HEALTH AND WELLNESS</b>					
060	VW#0051	060-0100-0001-011-2251123-15	358,420	13 Oct 2022	060-0100-0001-011-2271020-15	National Adaption Plan - Climate Change
		Catastrophic Healthcare Service			Climate Change Policy	
<b>TOTAL MINISTRY OF HEALTH AND WELLNESS</b>		<b>358,420</b>				
<b>074</b>	<b>MINISTRY FOR GRAND BAHAMA</b>					
074	VW#0027	074-0100-0001-201-2251103-15	20,100	02 Sep 2022	074-0100-0001-201-2221101-15	Housing Allowance for Permanent Secretary (Ministry for Grand Bahama)
		Marketing & Promotion			Rent - Living Accommodation (General)	
074	VW#0085	074-0100-0001-201-2521309-15	70,475	29 Nov 2022	074-0100-0001-201-2821428-15	Phase II of the Beautiful Grand Bahama Programme
		Sister City Promotion			GB Beautification Initiative	
074	VW#0107	074-0100-0001-201-2231201-15	1,400,000	15 Dec 2022	074-0100-0001-201-2821428-15	Grand Bahama Beautification Initiative
		Electricity			GB Beautification Initiative	
<b>TOTAL MINISTRY FOR GRAND BAHAMA</b>		<b>1,490,575</b>				
<b>Grand Total</b>		<b>18,256,987</b>				

# ANNEX 6 - CAPITAL VIREMENTS

Head Reference No.	From Account	Amount \$	Date	To Account	Purpose	
<b>013 MINISTRY OF FOREIGN AFFAIRS AND THE PUBLIC SERVICE</b>						
013	VW#0053	013-0207-0001-804-3111207-15 Building Maintenance	75,000	17 Oct 2022	013-0100-0001-011-3111207-15 Building Maintenance	Mold remediation at the Passport Office
013	VW#0072	013-0207-0001-804-3111207-15 Building Maintenance	494,000	11 Nov 2022	013-0100-0001-011-3111207-15 Building Maintenance	Mold remediation at the Passport Office, renovations of additional office space at MoFA, and video conferencing installation
<b>TOTAL MINISTRY OF FOREIGN AFFAIRS AND THE PUBLIC SERVICE</b>		<b>569,000</b>				
<b>032 THE ROYAL BAHAMAS DEFENCE FORCE</b>						
032	VW#0066	032-0215-4115-011-3112102-15 Sea Vessels	600,000	31 Oct 2022	032-0216-4115-011-3112103-15 Air Transport Equipment	Purchase of replacement engine for the Cessna Caravan
<b>TOTAL THE ROYAL BAHAMAS DEFENCE FORCE</b>		<b>600,000</b>				
<b>033 MINISTRY OF WORKS AND UTILITIES</b>						
033	VW#0045	033-0137-0465-232-3111302-15 Ports & Docks	5,050	27 Sep 2022	033-0137-0465-220-3111302-15 Ports & Docks	Payment for works related to the McClean's Town and Sweetings Cay docks in East Grand Bahama
033	VW#0046	033-0137-0465-341-3111302-15 Ports & Docks	1,609,412	27 Sep 2022	033-0137-0465-231-3111302-15 Ports & Docks	Payment for works related to the docks and seawall in Moore's Island, Abaco
033	VW#0068	033-0222-4110-011-3113005-15 Software	55,067	04 Nov 2022	033-0137-0466-011-3111307-15 Road Repairs & Maintenance	Pothole patching
033	VW#0069	033-0222-4110-011-3113005-15 Software	53,000	04 Nov 2022	033-0222-4110-011-3113006-15 Hardware	Procurement of computer hardware
033	VW#0076	033-0134-0466-011-3112210-15 Landscape Equipment	50,000	17 Nov 2022	033-0100-0001-011-3112203-15 Other Office Equip & Furniture	Purchase of furniture
033	VW#0077	033-0137-0466-011-3111321-15 New Providence Roadworks	50,000	21 Nov 2022	033-0134-0466-011-3111307-15 Road Repairs & Maintenance	Replacement of street lighting at the new intersection of Blake Road and West Bay Street
<b>TOTAL MINISTRY OF WORKS AND UTILITIES</b>		<b>1,822,529</b>				
<b>038 MINISTRY OF EDUCATION AND TECHNICAL AND VOCATIONAL TRAINING</b>						
038	VW#0003	038-0100-0452-011-3111215-15 Government Buildings	2,014,710	26 Jul 2022	038-0143-0452-011-3111215-15 Government Buildings	2022/23 Summer Repairs at various schools in New Providence

# ANNEX 6 - CAPITAL VIREMENTS

Head Reference No.	From Account	Amount \$	Date	To Account	Purpose
038 VW#0006	038-0143-0452-401-3111286-15 New Primary & Secondary Schools	77,795	05 Aug 2022	038-0142-0452-261-3111215-15 Government Buildings	2022/23 Summer Repairs at schools in Acklins
038 VW#0007	038-0143-0452-401-3111286-15 New Primary & Secondary Schools	203,233	05 Aug 2022	038-0142-0452-272-3111215-15 Government Buildings	2022/23 Summer Repairs at schools in Central Andros
038 VW#0008	038-0143-0452-401-3111286-15 New Primary & Secondary Schools	238,431	05 Aug 2022	038-0142-0452-282-3111215-15 Government Buildings	2022/23 Summer Repairs at schools in North Andros
038 VW#0009	038-0143-0452-401-3111286-15 New Primary & Secondary Schools	44,000	05 Aug 2022	038-0142-0452-293-3111215-15 Government Buildings	2022/23 Summer Repairs at schools in Acklins
038 VW#0010	038-0143-0452-401-3111286-15 New Primary & Secondary Schools	51,215	05 Aug 2022	038-0142-0452-295-3111215-15 Government Buildings	2022/23 Summer Repairs at schools in South Andros, Mangrove Cay
038 VW#0011	038-0143-0452-401-3111286-15 New Primary & Secondary Schools	134,331	05 Aug 2022	038-0142-0452-333-3111215-15 Government Buildings	2022/23 Summer Repairs at schools in Cat Island
038 VW#0012	038-0142-0452-401-3111215-15 Government Buildings	6,890	05 Aug 2022	038-0142-0452-341-3111215-15 Government Buildings	2022/23 Summer Repairs at schools in Crooked Island
038 VW#0013	038-0143-0452-401-3111286-15 New Primary & Secondary Schools	164,036	05 Aug 2022	038-0142-0452-351-3111215-15 Government Buildings	2022/23 Summer Repairs at schools in Central Eleuthera
038 VW#0014	038-0143-0452-401-3111286-15 New Primary & Secondary Schools	81,519	05 Aug 2022	038-0142-0452-372-3111215-15 Government Buildings	2022/23 Summer Repairs at schools in South Eleuthera
038 VW#0015	038-0143-0452-401-3111286-15 New Primary & Secondary Schools	1,125,414	05 Aug 2022	038-0142-0452-387-3111215-15 Government Buildings	2022/23 Summer Repairs at schools in Exuma & Ragged Island
038 VW#0016	038-0143-0452-401-3111286-15 New Primary & Secondary Schools	360,442	05 Aug 2022	038-0142-0452-411-3111215-15 Government Buildings	2022/23 Summer Repairs at schools in Long Island
038 VW#0017	038-0143-0452-401-3111286-15 New Primary & Secondary Schools	2,600	05 Aug 2022	038-0142-0452-421-3111215-15 Government Buildings	2022/23 Summer Repairs at schools in Mayaguana
038 VW#0018	038-0142-0452-441-3111215-15 Government Buildings	50,000	05 Aug 2022	038-0142-0452-421-3111215-15 Government Buildings	2022/23 Summer Repairs at schools in Mayaguana
038 VW#0019	038-0100-0001-011-3111286-15 New Primary & Secondary Schools	2,400,000	10 Aug 2022	038-0142-0452-011-3111215-15 Government Buildings	2022/23 Summer Repairs at schools in New Providence
038 VW#0022	038-0143-0452-401-3111286-15 New Primary & Secondary Schools	816,984	22 Aug 2022	038-0143-0452-011-3111215-15 Government Buildings	2022/23 Summer Repairs at schools in New Providence
038 VW#0025	038-0142-0452-201-3111286-15 New Primary & Secondary Schools	1,000,000	29 Aug 2022	038-0142-0452-011-3111215-15 Government Buildings	2022/23 Summer Repairs at schools in New Providence
038 VW#0026	038-0142-0452-201-3111286-15 New Primary & Secondary Schools	1,000,000	29 Aug 2022	038-0143-0452-011-3111215-15 Government Buildings	2022/23 Summer Repairs at schools in New Providence
038 VW#0033	038-0100-0001-011-3111286-15 New Primary & Secondary Schools	5,000,000	12 Sep 2022	038-0142-0452-011-3111215-15 Government Buildings	2022/23 Summer Repairs at schools in New Providence

# ANNEX 6 - CAPITAL VIREMENTS

Head Reference No.	From Account	Amount \$	Date	To Account	Purpose
038 VW#0033	038-0142-0452-011-3111215-15 Government Buildings	5,000,000	12 Sep 2022	038-0100-0001-011-3111286-15 New Primary & Secondary Schools	2022/23 Summer repairs at Schools in New Providence & Family Islands
038 VW#0033	038-0100-0001-011-3111286-15 New Primary & Secondary Schools	1,000,000	12 Sep 2022	038-0142-0452-011-3111215-15 Government Buildings	2022/23 Summer Repairs at schools in New Providence
038 VW#0034	038-0100-0001-011-3111286-15 New Primary & Secondary Schools	1,131,209	12 Sep 2022	038-0142-0452-231-3111215-15 Government Buildings	2022/23 Summer Repairs at schools in Central Abaco
038 VW#0035	038-0100-0001-011-3111286-15 New Primary & Secondary Schools	1,206,724	12 Sep 2022	038-0142-0452-240-3111215-15 Government Buildings	2022/23 Summer Repairs at schools in North Abaco
038 VW#0036	038-0100-0001-011-3111286-15 New Primary & Secondary Schools	545,895	12 Sep 2022	038-0142-0452-250-3111215-15 Government Buildings	2022/23 Summer Repairs at schools in South Andros
038 VW#0037	038-0100-0001-011-3111286-15 New Primary & Secondary Schools	20,000	12 Sep 2022	038-0100-0001-011-3112201-15 Computers	To facilitate the purchase of computers for various areas within the Ministry of Education
038 VW#0038	038-0100-0001-011-3111286-15 New Primary & Secondary Schools	1,000,000	12 Sep 2022	038-0143-0452-011-3111215-15 Government Buildings	2022/23 Summer Repairs at schools in New Providence
038 VW#0043	038-0100-0001-011-3111286-15 New Primary & Secondary Schools	100,000	26 Sep 2022	038-0142-0452-011-3111215-15 Government Buildings	2022/23 Summer Repairs at schools in New Providence
038 VW#0043	038-0142-0452-441-3111286-15 New Primary & Secondary Schools	151,149	26 Sep 2022	038-0142-0452-011-3111215-15 Government Buildings	2022/23 Summer Repairs at schools in New Providence
038 VW#0044	038-0100-0001-011-3111286-15 New Primary & Secondary Schools	500,000	26 Sep 2022	038-0143-0452-011-3111215-15 Government Buildings	2022/23 Summer Repairs at schools in New Providence
038 VW#0044	038-0100-4148-201-3111387-15 Rehabilitation of Grand Bahama Schools	500,000	26 Sep 2022	038-0143-0452-011-3111215-15 Government Buildings	2022/23 Summer Repairs at schools in New Providence
038 VW#0048	038-0142-0452-201-3111286-15 New Primary & Secondary Schools	1,000,000	05 Oct 2022	038-0143-0452-011-3111215-15 Government Buildings	2022/23 Summer Repairs at schools in New Providence
038 VW#0048	038-0100-0001-011-3111286-15 New Primary & Secondary Schools	96,172	05 Oct 2022	038-0143-0452-011-3111215-15 Government Buildings	2022/23 Summer Repairs at schools in New Providence
038 VW#0049	038-0143-0452-011-3111201-15 Construction of Schools	390,000	05 Oct 2022	038-0142-0452-011-3111201-15 Construction of Schools	2022/23 structural repairs at Sybil Strachan Primary
038 VW#0050	038-0142-0452-283-3111286-15 New Primary & Secondary Schools	1,000,000	05 Oct 2022	038-0142-0452-011-3111215-15 Government Buildings	2022/23 Summer Repairs at schools in New Providence
038 VW#0057	038-0142-0452-201-3111286-15 New Primary & Secondary Schools	150,000	24 Oct 2022	038-0143-0452-011-3111201-15 Construction of Schools	2022/23 Roof Repairs at D.W. Davis Jr. High School
038 VW#0058	038-0142-0452-201-3111286-15 New Primary & Secondary Schools	304,000	24 Oct 2022	038-0142-0452-385-3111286-15 New Primary & Secondary Schools	2022/23 payment for the construction of Staniel Cay Primary, Exuma
038 VW#0059	038-0222-4002-011-3113009-15 Digitization Project	701,000	24 Oct 2022	038-0143-0452-011-3111215-15 Government Buildings	2022/23 Summer Repairs at schools in New Providence

# ANNEX 6 - CAPITAL VIREMENTS

Head Reference No.	From Account	Amount \$	Date	To Account	Purpose
038 VW#0059	038-0142-0452-201-3111286-15 New Primary & Secondary Schools	546,000	24 Oct 2022	038-0143-0452-011-3111215-15 Government Buildings	2022/23 Summer Repairs at schools in New Providence
038 VW#0060	038-0222-4002-011-3113009-15 Digitization Project	1,000,000	24 Oct 2022	038-0142-0452-011-3111215-15 Government Buildings	2022/23 Summer Repairs at schools in New Providence
038 VW#0073	038-0206-0452-011-3111404-15 School Ground Improvements	500,000	12 Nov 2022	038-0142-0452-011-3111215-15 Government Buildings	2022/23 Summer Repairs at schools in New Providence
038 VW#0074	038-0142-0452-201-3111286-15 New Primary & Secondary Schools	250,000	12 Nov 2022	038-0143-0452-011-3111215-15 Government Buildings	2022/23 Summer Repairs at schools in New Providence
038 VW#0081	038-0222-4002-011-3113009-15 Digitization Project	1,528,000	28 Nov 2022	038-0142-0452-011-3111215-15 Government Buildings	2022/23 Summer repairs at schools in New Providence
038 VW#0082	038-0222-4002-011-3113009-15 Digitization Project	366,000	28 Nov 2022	038-0143-0452-011-3111215-15 Government Buildings	2022/23 Summer Repairs at Schools in New Providence
038 VW#0090	038-0142-0452-011-3111215-15 Government Buildings	5,000	08 Dec 2022	038-0142-0452-261-3111215-15 Government Buildings	2022/23 Summer repairs at Salina Point Primary, Acklins
038 VW#0091	038-0142-0452-011-3111215-15 Government Buildings	5,000	08 Dec 2022	038-0142-0452-411-3111215-15 Government Buildings	2022/23 Summer Repairs Simms Primary, Long Island
038 VW#0092	038-0142-0452-011-3111215-15 Government Buildings	11,668	08 Dec 2022	038-0142-0452-333-3111215-15 Government Buildings	2022/23 Summer Repairs at Old Bight School, Cat Island
038 VW#0093	038-0142-0452-011-3111215-15 Government Buildings	20,610	08 Dec 2022	038-0142-0452-351-3111215-15 Government Buildings	2022/23 Summer Repairs at Laura Anderson Primary and Resource Centre, Central Eleuthera
038 VW#0094	038-0142-0452-011-3111215-15 Government Buildings	80,318	08 Dec 2022	038-0142-0452-240-3111215-15 Government Buildings	2022/23 Summer Repairs at Green Turtle Cay Teachers Cottage, North Abaco
038 VW#0095	038-0142-0452-011-3111215-15 Government Buildings	9,408	08 Dec 2022	038-0142-0452-231-3111215-15 Government Buildings	2022/23 Summer Repairs at Dundas Town Teachers Cottage, Central Abaco
038 VW#0096	038-0142-0452-011-3111215-15 Government Buildings	111,191	08 Dec 2022	038-0142-0452-250-3111215-15 Government Buildings	2022/23 Summer Repairs at Sandy Point and Crossing Rock Teachers Cottage, South Andros
038 VW#0097	038-0142-0452-011-3111215-15 Government Buildings	53,678	08 Dec 2022	038-0142-0452-272-3111215-15 Government Buildings	2022/23 Summer Repairs at schools in New Providence
038 VW#0098	038-0142-0452-011-3111215-15 Government Buildings	198,945	08 Dec 2022	038-0142-0452-282-3111215-15 Government Buildings	2022/23 Summer Repairs at schools in North Andros
038 VW#0099	038-0222-4002-011-3113009-15 Digitization Project	32,355	08 Dec 2022	038-0143-0452-011-3111215-15 Government Buildings	2022/23 Summer Repairs at schools in New Providence
038 VW#0100	038-0222-4002-011-3113009-15 Digitization Project	75,000	08 Dec 2022	038-0142-0452-011-3111215-15 Government Buildings	2022/23 Summer Repairs at Schools in New Providence
038 VW#0109	038-0147-0455-011-2822021-15 Tertiary Education Reform (UB)	1,000,000	21 Dec 2022	038-0142-0452-011-3111215-15 Government Buildings	2022/23 Summer repairs at schools in New Providence

# ANNEX 6 - CAPITAL VIREMENTS

Head Reference No.	From Account	Amount \$	Date	To Account	Purpose
038 VW#0109	038-0146-0454-011-3111209-15 Bahamas Technical & Vocational	1,000,000	21 Dec 2022	038-0142-0452-011-3111215-15 Government Buildings	2022/23 Summer repairs at schools in New Providence
038 VW#0110	038-0142-0452-201-3111286-15 New Primary & Secondary Schools	400,000	21 Dec 2022	038-0143-0452-011-3111201-15 Construction of Schools	2022/23 Structural repairs at Government High School
038 VW#0110	038-0142-0452-283-3111286-15 New Primary & Secondary Schools	100,000	21 Dec 2022	038-0143-0452-011-3111201-15 Construction of Schools	2022/23 Structural repairs at Government High School
038 VW#0110	038-0146-0454-011-3111209-15 Bahamas Technical & Vocational	500,000	21 Dec 2022	038-0143-0452-011-3111201-15 Construction of Schools	2022/23 Summer repairs at schools in New Providence
038 VW#0111	038-0222-4002-011-3113009-15 Digitization Project	1,600,000	21 Dec 2022	038-0143-0452-011-3111215-15 Government Buildings	2022/23 Summer repairs at schools in New Providence
038 VW#0111	038-0142-0452-283-3111286-15 New Primary & Secondary Schools	100,000	21 Dec 2022	038-0143-0452-011-3111215-15 Government Buildings	2022/23 Summer repairs at schools in New Providence
038 VW#0122	038-0142-0452-011-3111215-15 Government Buildings	156,000	22 Dec 2022	038-0143-0452-011-3111201-15 Construction of Schools	2022/23 Structural repairs to Government High & D.W. Davis Jr. High School
038 VW#0123	038-0143-0452-011-3111215-15 Government Buildings	123,000	22 Dec 2022	038-0142-0452-011-3111201-15 Construction of Schools	2022/23 Structural repairs at C.W. Sawyer Primary School
<b>TOTAL MINISTRY OF EDUCATION AND TECHNICAL AND VOCATIONAL TRAINING</b>		<b>39,339,922</b>			
<b>040 MINISTRY OF TRANSPORT AND HOUSING</b>					
040 VW#0102	040-0217-4122-011-3111315-15 Upkeep of Navigation/Aids/Light	200,000	09 Dec 2022	040-0241-0001-011-3111322-15 Dredging of the Harbour	Dredging and construction of dock in Mayaguana and removal of sunken vessels in Matthew Town Inagua
040 VW#0103	040-0217-4116-011-3111341-15 Renovation of Government Buildings	100,000	09 Dec 2022	040-0241-0001-011-3111322-15 Dredging of the Harbour	Dredging and construction of dock in Mayaguana and removal of sunken vessels in Matthew Town Inagua
040 VW#0104	040-0217-4116-011-3111341-15 Renovation of Government Buildings	600,000	09 Dec 2022	040-0211-4123-011-3111319-15 Subdivision Development	Payments related to Carmichael Village Subdivision Infrastructure
<b>TOTAL MINISTRY OF TRANSPORT AND HOUSING</b>		<b>900,000</b>			
<b>056 MINISTRY OF AGRICULTURE, MARINE RESOURCES AND FAMILY ISLAND AFFAIRS</b>					
056 VW#0023	056-0100-0001-011-3112203-15 Other Office Equip & Furniture	3,800	23 Aug 2022	056-0100-0001-011-3112206-15 Air Conditioning System	Procurement of two (2) 18 BTU units for MoAMR&FI's Arawak Cay Administrative Office
056 VW#0028	056-0100-0001-011-3111379-15 Construction of Green Houses	74,900	02 Sep 2022	056-0218-0472-011-3112299-15 Other Machinery & Equipment	Purchase of farrowing crates for the National Swine Breeding Centre at GRAC
056 VW#0031	056-0100-0001-011-3111379-15 Construction of Green Houses	6,500	08 Sep 2022	056-0100-0001-011-3112102-15 Sea Vessels	Partial payment for purchase of a boat to patrol the Exuma Cays



# ANNEX 6 - CAPITAL VIREMENTS

Head Reference No.	From Account	Amount \$	Date	To Account	Purpose
	<b>TOTAL MINISTRY OF AGRICULTURE, MARINE RESOURCES AND FAMILY ISLAND AFFAIRS</b>	<b>85,200</b>			
<b>060</b>	<b>MINISTRY OF HEALTH AND WELLNESS</b>				
060	VW#0067      060-0166-0600-011-3112205-15 Medical Equipment	15,417	03 Nov 2022	060-0166-0600-011-3112203-15 Other Office Equip & Furniture	Purchase of furniture for various Clinics in the Bahamas
	<b>TOTAL MINISTRY OF HEALTH AND WELLNESS</b>	<b>15,417</b>			
<b>074</b>	<b>MINISTRY FOR GRAND BAHAMA</b>				
074	VW#0063      074-0106-4135-201-3111215-15 Government Buildings	135,200	26 Oct 2022	074-0106-4135-201-3111389-15 Road Remediation - Drainage Infrastructure	Installation of potable water in Rocky Creek settlement in East Grand Bahama. Hurricane Dorian Initiative in Grand Bahama
074	VW#0064      074-0106-4135-201-3111215-15 Government Buildings	8,552	25 Oct 2022	074-0106-4135-201-3111315-15 Upkeep of Navigation/Aids/Light	Installation of navigational lights in East Grand Bahama. Hurricane Dorian Initiative in Grand Bahama
074	VW#0065      074-0106-4135-201-3111215-15 Government Buildings	28,000	26 Oct 2022	074-0106-4135-201-3112203-15 Other Office Equip & Furniture	Purchase of office furniture for Government offices in East Grand Bahama. Hurricane Dorian Initiative in Grand Bahama
	<b>TOTAL MINISTRY FOR GRAND BAHAMA</b>	<b>171,752</b>			
	<b>Grand Total</b>	<b>43,503,821</b>			

# ANNEX 7 - REALLOCATION WARRANTS

Date	Reference	From Head	From Account	Amount \$	To Head	To Account	Purpose
		<b>021</b>	<b>MINISTRY OF FINANCE</b>		<b>074</b>	<b>MINISTRY FOR GRAND BAHAMA</b>	
14 Oct 2022	RW#0001		021-0100-0001-011-2282106-15 Outstanding Commitments - Various Ministries and Department	204,852		074-0106-4135-201-3111215-15 Government Buildings	Funding required to facilitate expenses related to Hurricane Dorian in East Grand Bahama
				<b>204,852</b>			
		<b>038</b>	<b>MINISTRY OF EDUCATION AND TECHNICAL AND VOCATIONAL TRAINING</b>		<b>038</b>	<b>MINISTRY OF EDUCATION AND TECHNICAL AND VOCATIONAL TRAINING</b>	
28 Dec 2022	RW#0003		038-0100-0001-011-2821125-15 Scholarships/Grants BTVI	2,000,000		038-0143-0452-011-3111201-15 Construction of Schools	Funding required to facilitate 1st payment for structural repairs at T.A. Thompson Jr. High
				<b>2,000,000</b>			
		<b>073</b>	<b>DEPARTMENT OF TRANSFORMATION AND DIGITIZATION</b>		<b>073</b>	<b>DEPARTMENT OF TRANSFORMATION AND DIGITIZATION</b>	
29 Dec 2022	RW#0004		073-0222-0458-011-2822025-15 PFR/PFM	1,300,501		073-0100-0001-011-2111102-15 Salary-Contract Workers	Salary and allowances for employees under the IDB digitization project
				<b>1,300,501</b>			
		<b>074</b>	<b>MINISTRY FOR GRAND BAHAMA</b>		<b>074</b>	<b>MINISTRY FOR GRAND BAHAMA</b>	
01 Dec 2022	RW#0002		074-0100-0001-201-3112239-15 Purchase of Elevator	1,000,000		074-0100-0001-201-2821428-15 GB Beautification Initiative	Payments for Beautiful Grand Bahama Initiative
01 Dec 2022	RW#0002		074-0138-0443-201-3111207-15 Building Maintenance	69,000		074-0100-0001-201-2821428-15 GB Beautification Initiative	Payments for Beautiful Grand Bahama Initiative
				<b>1,069,000</b>			
			<b>Grand Total</b>	<b>4,574,354</b>			

# ANNEX 8 - ARREARS, UNPAID INVOICES AND UNBUDGETED EXPENDITURE AT 31 DECEMBER 2022

HEAD #	MINISTRY/DEPARTMENT/AGENCY	UN-PAID INVOICES	UN-PAID INVOICES	UN-PAID INVOICES	UNBUDGETED/ ARREARS	Total
		RECURRENT EXPENDITURE	CAPITAL EXPENDITURE	SOEs		
001	GOVERNOR GENERAL & STAFF	15,992	0	0	0	15,992
002	THE SENATE	0	0	0	0	0
003	HOUSE OF ASSEMBLY	16,596	0	0	0	16,596
004	DEPARTMENT OF THE AUDITOR GENERAL	0	0	0	0	0
005	MINISTRY OF THE PUBLIC SERVICE	2,360,523	0	0	0	2,360,523
006	CABINET OFFICE	42,091	0	0	0	42,091
007	OFFICE OF THE ATTORNEY GENERAL & MINISTRY OF LEGAL AFFAIRS	10,914	0	0	693,295	704,209
008	OFFICE OF THE JUDICIARY	45,649	0	0	0	45,649
009	COURT OF APPEAL	5,920	0	0	0	5,920
010	REGISTRAR GENERAL'S DEPARTMENT	0	0	0	0	0
011	BAHAMAS DEPARTMENT OF CORRECTIONAL SERVICES	0	0	0	0	0
012	PARLIAMENTARY REGISTRATION DEPARTMENT	3,435	0	0	0	3,435
013	MINISTRY OF FOREIGN AFFAIRS & THE PUBLIC SERVICE	1,049,356	191,051	0	0	1,240,407
014	OFFICE OF THE PRIME MINISTER	0	0	0	0	0
	ANTIQUITIES, MONUMENTS & MUSEUMS	0	0	0	0	0
	BROADCASTING CORPORATION OF THE BAHAMAS	0	0	0	0	0
	CLIFTON HERITAGE AUTHORITY	0	0	0	0	0
016	BAHAMAS INFORMATION SERVICES	0	0	0	0	0
017	GOVERNMENT PRINTING DEPARTMENT	83,950	0	0	0	83,950
018	DEPARTMENT OF LOCAL GOVERNMENT	0	0	0	0	0
019	DEPARTMENT OF PHYSICAL PLANNING	390	0	0	0	390
020	DEPARTMENT OF LANDS AND SURVEYS	0	0	0	0	0
021	MINISTRY OF FINANCE	0	0	0	0	0
022	TREASURY DEPARTMENT	72,756	0	0	0	72,756
023	CUSTOMS DEPARTMENT	14,005	0	0	0	14,005
026	PUBLIC DEBT SERVICING - INTEREST & OTHER CHARGES	0	0	0	0	0
027	PUBLIC DEBT REDEMPTION & SINKING FUNDS	0	0	0	0	0
028	DEPARTMENT OF INLAND REVENUE	0	0	0	0	0

# ANNEX 8 - ARREARS, UNPAID INVOICES AND UNBUDGETED EXPENDITURE AT 31 DECEMBER 2022

HEAD #	MINISTRY/DEPARTMENT/AGENCY	UN-PAID INVOICES	UN-PAID INVOICES	UN-PAID INVOICES	UNBUDGETED/ ARREARS	Total
		RECURRENT EXPENDITURE	CAPITAL EXPENDITURE	SOEs		
029	MINISTRY OF NATIONAL SECURITY	2,724,064	3,207,305	0	0	5,931,369
030	DEPARTMENT OF IMMIGRATION	35,340	0	0	0	35,340
031	THE ROYAL BAHAMAS POLICE FORCE	52,277	0	0	0	52,277
032	THE ROYAL BAHAMAS DEFENCE FORCE	119,910	3,413	0	0	123,323
033	MINISTRY OF WORKS & UTILITIES	54,168	984,353	0	0	1,038,521
	BAHAMAS PUBLIC PARKS & PUBLIC BEACHES AUTHORITY	0	0	0	0	0
	STRAW MARKET AUTHORITY	0	0	0	0	0
	WATER & SEWERAGE CORPORATION	0	13,559,327	17,151,801	0	30,711,128
034	DEPARTMENT OF PUBLIC WORKS	3,310	0	0	0	3,310
035	DEPARTMENT OF EDUCATION	139,912	0	0	0	139,912
037	DEPARTMENT OF ARCHIVES	10,484	0	0	0	10,484
038	MINISTRY OF EDUCATION & TECHNICAL & VOCATIONAL TRAINING	101,087	375,823	0	0	476,910
	UNIVERSITY OF THE BAHAMAS	0	0	0	0	0
	BAHAMAS TECHNICAL & VOCATIONAL INSTITUTE	0	0	0	0	0
	EDUCATION LOAN AUTHORITY	0	0	0	0	0
040	MINISTRY OF TRANSPORT & HOUSING	17,255	244,278	0	0	261,533
043	MINISTRY OF SOCIAL SERVICES & URBAN DEVELOPMENT	3,283	0	0	0	3,283
	URBAN RENEWAL COMMISSION	143,973	0	0	0	143,973
044	DEPARTMENT OF SOCIAL SERVICES	1,579,001	0	0	0	1,579,001
045	DEPARTMENT OF HOUSING	47,809	0	0	0	47,809
047	MINISTRY OF YOUTH, SPORTS & CULTURE	0	0	0	0	0
	NATIONAL SPORTS AUTHORITY	0	0	0	0	0
	NATIONAL ART GALLERY	0	0	0	0	0
048	DEPARTMENT OF LABOUR	3,379	0	0	0	3,379
049	MINISTRY OF ECONOMIC AFFAIRS	22,789	0	0	0	22,789
	BAHAMAS BUREAU OF STANDARDS & QUALITY	0	0	0	0	0
	BAHAMAS NATIONAL STATISTICAL INSTITUTE	0	0	0	0	0
051	POST OFFICE DEPARTMENT	13,523	0	0	0	13,523
053	PORT DEPARTMENT	13,722	0	0	0	13,722

# ANNEX 8 - ARREARS, UNPAID INVOICES AND UNBUDGETED EXPENDITURE AT 31 DECEMBER 2022

HEAD #	MINISTRY/DEPARTMENT/AGENCY	UN-PAID INVOICES	UN-PAID INVOICES	UN-PAID INVOICES	UNBUDGETED/ ARREARS	Total
		RECURRENT EXPENDITURE	CAPITAL EXPENDITURE	SOEs		
054	DEPARTMENT OF ROAD TRAFFIC	510,768	0	0	0	510,768
055	DEPARTMENT OF METEOROLOGY	0	0	0	0	0
056	MINISTRY OF AGRICULTURE, MARINE RESOURCES & F.I. AFFAIRS	207,490	0	0	0	207,490
	BAHAMAS AGRICULTURAL & INDUSTRIAL CORPORATION	0	0	5,518,456	0	5,518,456
	BAMSI	0	0	0	0	0
	BAHAMAS AGRICULTURAL HEALTH & FOOD SAFETY AUTHORITY	0	0	0	0	0
057	DEPARTMENT OF AGRICULTURE	4,979	0	0	0	4,979
058	DEPARTMENT OF MARINE RESOURCES	23,956	0	0	0	23,956
060	MINISTRY OF HEALTH & WELLNESS	6,244,399	3,732,477	0	0	9,976,876
	PUBLIC HOSPITALS AUTHORITY	0	0	1,204,292	0	1,204,292
	NATIONAL HEALTH INSURANCE AUTHORITY	0	0	0	0	0
065	DEPARTMENT OF ENVIRONMENTAL HEALTH SERVICES	150,261	0	0	0	150,261
066	DEPARTMENT OF PUBLIC HEALTH	10,504	0	0	0	10,504
067	MINISTRY OF TOURISM, INVESTMENTS & AVIATION	8,620,577	1,314,313	0	4,449,421	14,384,311
	AIRPORT AUTHORITY	1,366,442	1,323,065	0	0	2,689,507
	BAHAMASAIR HOLDINGS LTD.	0	0	0	0	0
	NASSAU FLIGHT SERVICES	0	2,498,437	883,370	0	3,381,807
	CIVIL AVIATION AUTHORITY	0	0	0	0	0
	BAHAMAS AIR NAVIGATION SERVICES AUTHORITY	0	0	0	0	0
	TOURISM DEVELOPMENT CORPORATION	0	0	0	0	0
	HOTEL CORPORATION OF THE BAHAMAS	0	0	92,622	0	92,622
	THE GAMING BOARD	0	0	0	0	0
070	MINISTRY OF LABOUR & IMMIGRATION	3,129	0	0	0	3,129
	NATIONAL TRAINING AGENCY	0	0	0	0	0
072	MINISTRY OF THE ENVIRONMENT & NATURAL RESOURCES	576	0	0	0	576
073	DEPARTMENT OF TRANSFORMATION & DIGITIZATION	8,024,130	0	0	0	8,024,130
074	MINISTRY FOR GRAND BAHAMA	5,808	0	0	0	5,808
075	DEPARTMENT OF EMERGENCY PREPAREDNESS & RESPONSE	48,303	0	0	0	48,303
	NEMA	0	0	0	0	0

# ANNEX 8 - ARREARS, UNPAID INVOICES AND UNBUDGETED EXPENDITURE AT 31 DECEMBER 2022

HEAD #	MINISTRY/DEPARTMENT/AGENCY	UN-PAID INVOICES	UN-PAID INVOICES	UN-PAID INVOICES	UNBUDGETED/ ARREARS	Total
		RECURRENT EXPENDITURE	CAPITAL EXPENDITURE	SOEs		
	DISASTER RECONSTRUCTION AUTHORITY	65,941	1,699,415	0	0	1,765,356
076	DEPARTMENT OF PUBLIC PROSECUTIONS	15,930	0	0	0	15,930
	<b>TOTAL</b>	<b>34,110,056</b>	<b>29,133,257</b>	<b>24,850,541</b>	<b>5,142,716</b>	<b>93,236,570</b>





# **THE MINISTRY OF FINANCE**

Cecil Wallace Whitfield Centre  
West Bay Street  
P. O. Box N-3017  
Nassau, The Bahamas  
[www.bahamas.gov.bs](http://www.bahamas.gov.bs)