



COMMONWEALTH  
OF THE BAHAMAS



# MID-YEAR BUDGET PERFORMANCE

DURING THE SIX MONTHS ENDING 31<sup>ST</sup> DECEMBER, 2020

## *Goals of the Ministry of Finance*

---

- *Develop policies and manage resources to maximize sustainable socio-economic growth and stability*
- *Provide efficient and effective service to all stakeholders*
- *Collaborate with the private sector to improve the ease of doing business and facilitate private sector involvement in economic development*
- *Demonstrate accountability and transparency in the management of fiscal affairs*
- *Ensure appropriate financial management of ministries, departments and agencies that fall within the purview of the Ministry of Finance*
- *Retain a team of high performing professionals operating in an innovative and supportive work environment*









SUN  
FLOWER

14

13











## Fiscal Summary 2020/21 (B\$ Millions)

	2015/16	2016/17	2017/18	2018/19	2019/20	2020/21	2020/21	2021/22	2022/23	2023/24
						Approved	Provisional			
	Actuals	Actuals	Actuals	Actuals	Actuals	Forecast	Revised	Forecast	Forecast	Forecast
1. Recurrent Revenue	1,989.0	2,070.0	2,040.0	2,426.3	2,086.9	1,760.5	1,656.2	2,137.5	2,577.9	2,801.9
2. Recurrent Expenditure	2,064.0	2,349.0	2,189.0	2,418.0	2,526.4	2,574.1	2,555.8	2,677.9	2,646.0	2,733.8
<i>of which</i> Primary Recurrent Expenditure	1,783.0	2,076.0	1,875.0	2,422.2	2,181.8	2,177.2	2,158.9	2,236.1	2,202.3	2,304.7
Interest Payments	281.00	273.0	314.0	329.7	344.6	396.9	396.9	441.8	443.7	429.1
3. Recurrent Balance (1 - 2)	(75.0)	(279.0)	(149.0)	8.3	(439.5)	(813.6)	(899.6)	(540.4)	(68.1)	68.1
4. Capital Revenue	-	-	3.0	0.1	-	2.0	2.0	2.0	2.0	2.0
5. Capital Expenditure	235.0	381.0	269.0	223.4	372.2	515.5	429.5	416.2	264.6	280.4
6. Capital Balance (4 - 5)	(235.0)	(381.0)	(266.0)	(223.3)	(372.2)	(513.5)	(427.5)	(414.2)	(262.6)	(278.4)
7. GFS Deficit (3 + 6)	(310.0)	(660.0)	(415.0)	(215.0)	(811.7)	(1,327.1)	(1,327.1)	(954.6)	(330.7)	(210.3)
8. GDP (Current Prices)	11,819.7	12,209.6	12,756.4	13,300.5	12,404.0	11,481.0	11,419.5	12,225.5	13,230.0	14,019.5
9. GFS Deficit as % of GDP	(2.6)	(5.4)	(3.3)	(1.6)	(6.5)	(11.6)	(11.6)	(7.8)	(2.5)	(1.5)
<b>Memo Items</b>										
Growth Rate (current prices)	1.9	3.3	4.5	4.3	(6.7)	(7.4)	(7.9)	7.1	8.2	6.0
Growth Rate (constant prices)	0.5	0.3	0.8	1.7	(3.3)	(6.9)	(5.9)	5.1	4.8	3.1
Government Debt (end-June)	5,965.0	6,550.0	7,242.7	7,527.0	8,191.2	9,506.8	9,476.2	10,386.4	10,594.7	10,755.0
Government Debt (% of GDP)	50.5	53.6	56.8	56.6	66.0	82.8	83.0	85.0	80.1	76.7
Recurrent Expenditure (% of GDP)	17.5	19.2	17.2	18.2	20.4	22.4	22.4	21.9	20.0	19.5
Recurrent Revenue (% of GDP)	16.8	17.0	16.0	18.2	16.8	15.3	14.5	17.5	19.5	20.0
Capital Expenditure (% of GDP)	2.0	3.1	2.1	1.7	3.0	4.5	3.8	3.4	2.0	2.0
Primary Balance (\$M)	(29.0)	(387.0)	(101.0)	114.7	(467.1)	(930.2)	(930.2)	(512.8)	113.0	218.8
Primary Balance (% of GDP)	(0.2)	(3.2)	(0.8)	0.9	(3.8)	(8.1)	(8.1)	(4.2)	0.9	1.6
Primary Recurrent Expenditure (% of GDP)	15.1	17.0	14.7	18.2	17.6	19.0	18.9	18.3	16.6	16.4

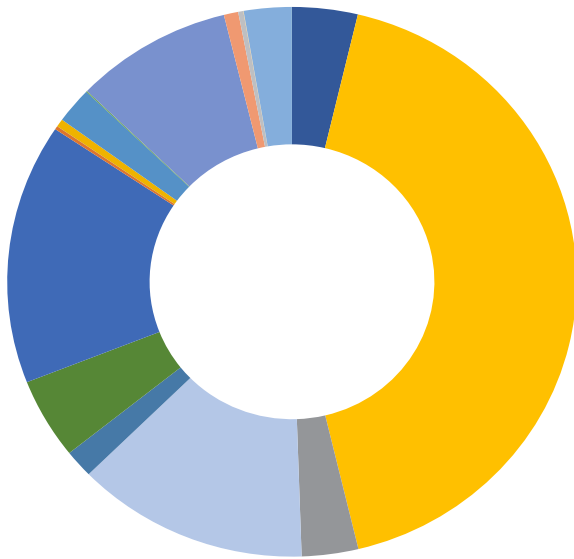
**Notes:**

GDP estimates through 2019 are from the Department of Statistics; and thereafter, from the IMF World Economic Outlook and the Ministry of Finance.

Recurrent expenditures have been adjusted to exclude sinking fund balances, as these represent investments in future financial assets and therefore do not impact the overall deficit position.



## RECURRENT REVENUE GRAPH



42.5%

Value Added Tax (VAT)

15.3%

Taxes on International Trade

13.2%

Excise Tax

REVENUE ITEM NO.	REVENUE ITEM DESCRIPTION	\$	%
11300	Property Tax	25,052,352	3.7%
11411	VAT	286,378,146	42.5%
11414	Taxes on Financial & Capital Transactions	21,600,478	3.2%
11420	Excise Tax	88,885,554	13.2%
11440	Taxes on Specific Services	11,004,512	1.6%
11450	Taxes on Use & Permission to Use Goods	32,024,455	4.8%
11500	Taxes on International Trade & Transactions	103,164,155	15.3%
11600	Other Taxes	1,372,460	0.2%
14110	Interest	2,100	0.0%
14120	Dividends	3,100,000	0.5%
14150	Rent	14,247,390	2.1%
14210	Sales by Market Establishments	383,937	0.1%
14220	Administrative Fees	60,232,755	8.9%
14230	Incidental Sales by Nonmarket Establishments	5,512,208	0.8%
14300	Fines, Penalties & Forfeits	1,952,893	0.3%
14410	Current Transfers N.E.C.	123,787	0.0%
14510	Premiums, Fees & Current Claims	18,287,267	2.7%
31410	Land	26,519	0.0%
		673,350,968	100.0%

[9]

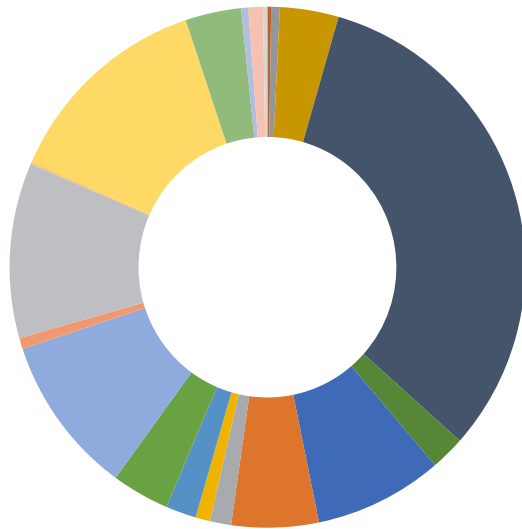
## REVENUE SUMMARY

ITEM NO.	TITLE OF ITEM	APPROVED FORECAST 2020/2021	SIX MONTH PROVISIONAL 2019/2020 (JUL TO DEC)	SIX MONTH PROVISIONAL 2020/2021 (JUL TO DEC)	VARIANCE PROVISIONAL 2019/2020 VS PROVISIONAL 2020/2021
		\$	\$	\$	\$
11300	Taxes on Property	104,812,769	34,082,887	25,052,352	-9,030,535
11411	Value Added Tax	666,318,537	515,310,240	286,378,146	-228,932,094
11414	Taxes on Financial & Capital Transactions	65,185,200	20,648,739	21,600,478	951,739
11420	Excise Tax	161,809,506	132,512,570	88,885,554	-43,627,016
11440	Taxes on Specific Services	34,200,000	19,360,898	11,004,512	-8,356,386
11450	Taxes on Use & Permission to Use Goods	136,364,899	36,114,675	32,024,455	-4,090,220
11500	Taxes on International Trade & Transactions	337,419,710	231,821,883	103,164,155	-128,657,728
11600	Other Taxes	7,267,207	4,651,115	1,372,460	-3,278,655
	<b>SUB-TOTAL:</b>	<b>1,513,377,828</b>	<b>994,503,007</b>	<b>569,482,112</b>	<b>-425,020,895</b>
14110	Interest	0	189,045	2,100	-186,945
14120	Dividends	25,559,972	3,700,000	3,100,000	-600,000
14150	Rent	14,881,240	2,305,730	14,247,390	11,941,660
14210	Sales by Market Establishments	1,794,119	531,160	383,937	-147,223
14220	Administrative Fees	135,275,388	77,751,844	60,232,755	-17,519,089
14230	Incidental Sales by Nonmarket Establishments	17,610,624	8,089,221	5,512,208	-2,577,013
14300	Fines, Penalties & Forfeits	4,612,888	896,407	1,952,893	1,056,486
14410	Current Transfers N.E.C.	42,623,287	25,789	123,787	97,998
14510	Premiums, Fees & Current Claims	1,761,254	515,151	18,287,267	17,772,116
31410	Land	3,000,000	4,312	26,519	22,207
	<b>SUB-TOTAL:</b>	<b>247,118,772</b>	<b>94,008,659</b>	<b>103,868,856</b>	<b>9,860,197</b>
	<b>TOTAL TAX &amp; NON-TAX REVENUE</b>	<b>1,760,496,600</b>	<b>1,088,511,666</b>	<b>673,350,968</b>	<b>-415,160,698</b>
13200	Grants From International Organizations	2,000,000	100,000	0	-100,000
31000	Sale of Non-Financial Assets	2,000	5,251	0	-5,251
	<b>SUB-TOTAL:</b>	<b>2,002,000</b>	<b>105,251</b>	<b>0</b>	<b>-105,251</b>
	<b>GRAND TOTAL ALL REVENUE</b>	<b>1,762,498,600</b>	<b>1,088,616,917</b>	<b>673,350,968</b>	<b>-415,265,949</b>
33000	Proceeds From Borrowings	2,073,721,600	404,220,975	1,604,104,265	1,199,883,290





## SECTOR ALLOCATION GRAPH



32.1%

Ministry of Finance

13.2%

Ministry of Health

10.9%

Ministry of Education

9.9%

Ministry of Public Service &  
National Insurance

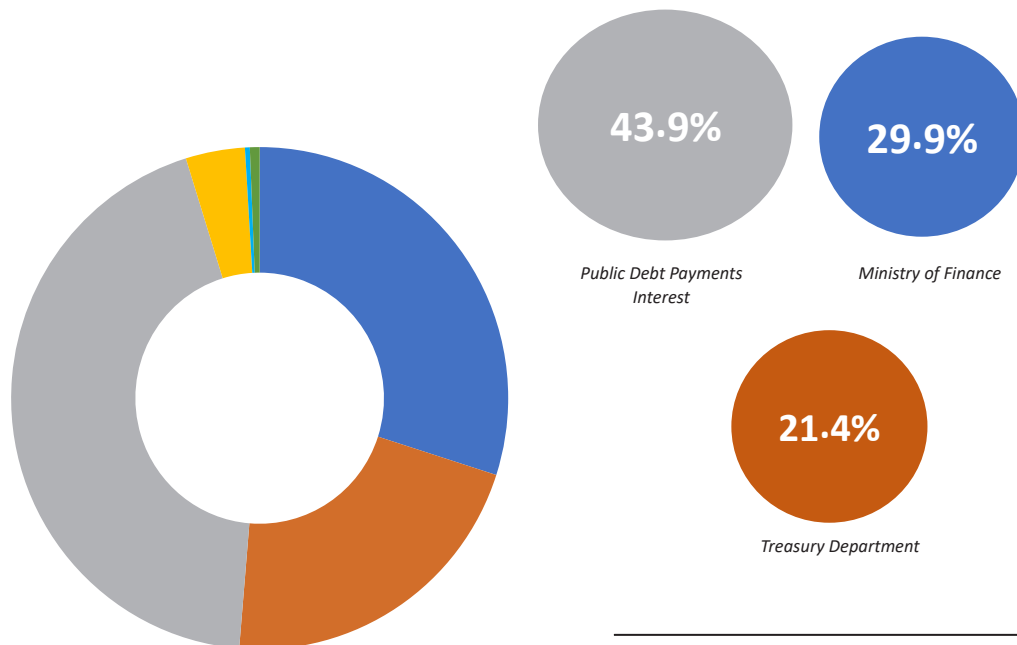
SECTOR	MINISTRY/DEPARTMENT	\$	%
1	Governor General And Staff	415,800	0.0%
2	Legislative	2,573,981	0.2%
3	The Judiciary	7,013,587	0.5%
4	The Cabinet And Office Of The Prime Minister	47,792,902	3.7%
5	Ministry Of Finance	417,328,944	32.1%
6	Ministry Of Public Works	27,740,847	2.1%
7	Ministry Of National Security	104,619,295	8.1%
8	Ministry Of Tourism & Aviation	70,911,769	5.5%
9	Ministry Of Foreign Affairs	17,229,664	1.3%
10	Ministry Of Agriculture & Marine Resources	11,892,824	0.9%
11	Ministry Of Transport & Local Government	24,720,599	1.9%
12	Ministry Of Social Services & Urban Development	46,968,152	3.6%
13	Ministry Of Public Service & National Insurance	128,588,897	9.9%
14	Attorney Generals Department	8,954,256	0.7%
15	Ministry Of Education	141,496,249	10.9%
16	Ministry For Grand Bahama	2,196,171	0.2%
17	Ministry Of Health	171,206,651	13.2%
18	Ministry Of The Environment & Housing	45,476,141	3.5%
19	Ministry Of Youth, Sports & Culture	5,765,273	0.4%
20	Ministry Of Financial Services, Trade & Industry & Immigration	11,799,421	0.9%
21	Ministry Of Labour	3,594,478	0.3%
		1,298,285,901	100.0%



## SECTOR ALLOCATION SUMMARY

SECT NO.	SECTOR	SUPPLEMENTAL			PROVISIONAL	PROVISIONAL	VARIANCE
		APPROVED ESTIMATES 2020/2021 \$	ESTIMATES & VIREMENTS 2020/2021 \$	REVISED ALLOCATION 2020/2021 \$	ACTUAL EXPENDITURE 2019/2020 (JUL TO DEC) \$	ACTUAL EXPENDITURE 2020/2021 (JUL TO DEC) \$	PROVISIONAL 2019/2020 VS PROVISIONAL 2020/2021 \$
01	GOVERNOR GENERAL AND STAFF	962,891	0	962,891	539,663	415,800	-123,863
02	LEGISLATIVE	6,258,895	0	6,258,895	4,635,298	2,573,981	-2,061,317
03	THE JUDICIARY	15,855,492	0	15,855,492	7,460,811	7,013,587	-447,224
04	CABINET OFFICE AND THE OFFICE OF THE PRIME MINISTER	91,808,093	8,800,179	100,608,272	23,549,825	47,792,902	24,243,077
05	MINISTRY OF FINANCE	788,236,383	24,200,000	812,436,383	319,281,305	417,328,944	98,047,640
06	MINISTRY OF PUBLIC WORKS	59,856,872	0	59,856,872	44,783,394	27,740,847	-17,042,546
07	MINISTRY OF NATIONAL SECURITY	217,043,823	2,871,466	219,915,289	110,319,718	104,619,295	-5,700,424
08	MINISTRY OF TOURISM AND AVIATION	106,057,921	15,885,000	121,942,921	53,333,925	70,911,769	17,577,844
09	MINISTRY OF FOREIGN AFFAIRS	28,089,920	0	28,089,920	17,732,170	17,229,664	-502,506
10	MINISTRY OF AGRICULTURE & MARINE RESOURCES	34,164,769	0	34,164,769	14,451,994	11,892,824	-2,559,170
11	MINISTRY OF TRANSPORT & LOCAL GOVERNMENT	58,382,425	0	58,382,425	24,055,246	24,720,599	665,353
12	MINISTRY OF SOCIAL SERVICES AND URBAN DEVELOPMENT	71,361,446	12,522,000	83,883,446	19,674,849	46,968,152	27,293,303
13	MINISTRY OF PUBLIC SERVICE AND NATIONAL INSURANCE	263,268,596	0	263,268,596	128,412,889	128,588,897	176,007
14	OFFICE OF THE ATTORNEY GENERAL AND MINISTRY OF LEGAL AFFAIRS	21,237,446	1,537,740	22,775,186	9,864,896	8,954,256	-910,640
15	MINISTRY OF EDUCATION	313,191,066	8,694,300	321,885,366	154,559,602	141,496,249	-13,063,352
16	MINISTRY FOR GRAND BAHAMA	9,793,600	0	9,793,600	3,332,602	2,196,171	-1,136,431
17	MINISTRY OF HEALTH	343,077,502	0	343,077,502	160,496,070	171,206,651	10,710,580
18	MINISTRY OF THE ENVIRONMENT & HOUSING	84,200,631	0	84,200,631	49,765,433	45,476,141	-4,289,292
19	MINISTRY OF YOUTH, SPORTS & CULTURE	18,938,186	0	18,938,186	10,833,125	5,765,273	-5,067,852
20	MINISTRY OF FINANCIAL SERVICES, TRADE AND INDUSTRY & IMMIGRATION	33,389,000	0	33,389,000	17,822,003	11,799,421	-6,022,583
21	MINISTRY OF LABOUR	8,929,569	0	8,929,569	3,862,976	3,594,478	-268,497
<b>GRAND TOTAL</b>		<b>2,574,104,526</b>	<b>74,510,685</b>	<b>2,648,615,211</b>	<b>1,178,767,794</b>	<b>1,298,285,901</b>	<b>119,518,107</b>

## SECTOR 5 - MINISTRY OF FINANCE (DETAILS)



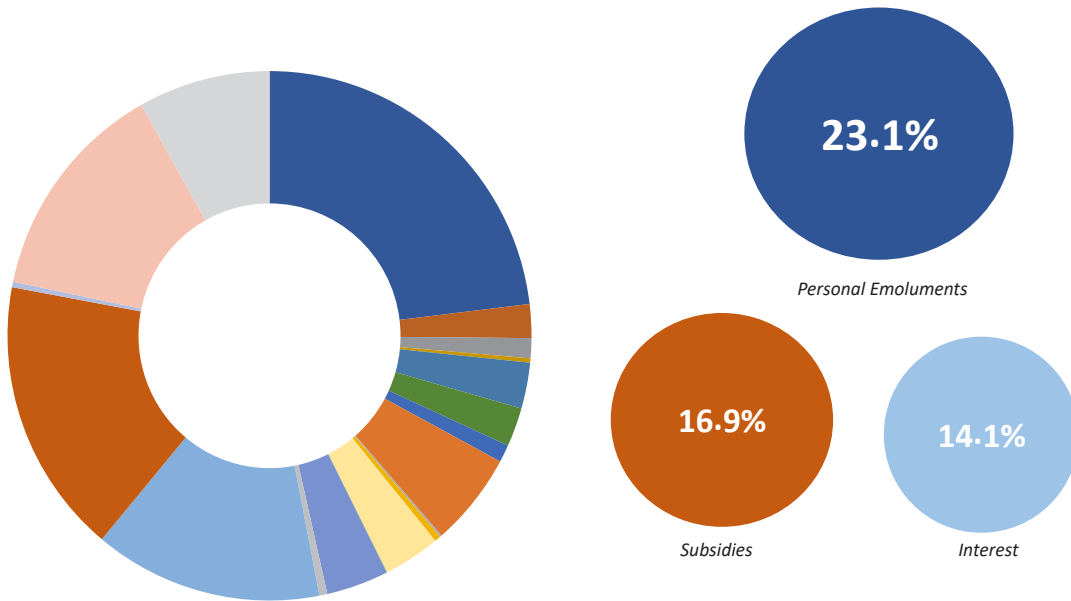
HEAD NO.	MINISTRY/DEPARTMENT	\$	%
21	Ministry of Finance	124,987,646	29.9%
22	Treasury Department	89,158,857	21.4%
26	Public Debt Payments- Interest	183,156,315	43.9%
23	Customs Department	16,069,076	3.9%
24	Department of Statistics	1,321,181	0.3%
28	Department of Inland Revenue	2,635,870	0.6%
		417,328,945	100.0%

Memorandum		
27	Public Debt Payments- Redemption	637,140,255





## RECURRENT EXPENDITURE GRAPH



ITEM NO	ITEM DESCRIPTION	\$	%
21110	Wages & Salaries	299,625,743	23.1%
21120	Allowances	26,740,853	2.1%
21210	Employer's Social Contributions	15,860,885	1.2%
22110	Travel & Subsistence	3,402,325	0.3%
22210	Rent	36,477,737	2.8%
22310	Utilities & Communication	30,795,559	2.4%
22410	Supplies & Materials	13,870,295	1.1%
22510	Services	74,452,806	5.7%
22610	Minor Capital Repairs	1,474,164	0.1%
22710	Operational Expenses	4,898,525	0.4%
22810	Special Financial Transactions	45,410,457	3.5%
22910	Other	228,013	0.0%
22920	Finance Charges (Hedging Charges)	49,956,816	3.8%
22930	Tourism Related	-	0.0%
22940	Local Government Districts	6,217,526	0.5%
22950	School Boards	45,000	0.0%
24000	Interest	183,156,315	14.1%
25000	Subsidies	219,321,595	16.9%
26000	Grants	4,335,081	0.3%
27000	Social Benefits	176,319,462	13.6%
28000	Other Payments	105,696,742	8.1%
		1,298,285,899	100.0%



## RECURRENT EXPENDITURE BY BLOCK

ITEM NO.	TITLE OF ITEM	SUPPLEMENTAL ESTIMATES & VIREMENTS			PROVISIONAL ACTUAL EXPENDITURE	PROVISIONAL ACTUAL EXPENDITURE	VARIANCE PROVISIONAL
		APPROVED ESTIMATES 2020/2021	ESTIMATES & VIREMENTS 2020/2021	REVISED ALLOCATION 2020/2021	2019/2020 (JUL TO DEC)	2020/2021 (JUL TO DEC)	2019/2020 VS PROVISIONAL 2020/2021
		\$	\$	\$	\$	\$	\$
21110EE	Wages & Salaries (In Cash)	649,472,567	2,957,740	652,430,307	340,276,931	299,625,743	-40,651,188
21120EE	Allowances	65,901,642	269,060	66,170,702	28,684,597	26,740,853	-1,943,744
21210EE	Actual Employer's Social Contributions	33,479,784	0	33,479,784	12,540,596	15,860,885	3,320,289
22110EE	Travel & Subsistence	9,520,018	190,000	9,710,018	5,853,275	3,402,325	-2,450,950
22210EE	Rent	64,352,586	0	64,352,586	34,419,174	36,477,737	2,058,563
22310EE	Utilities & Communication	91,959,784	0	91,959,784	29,974,685	30,795,559	820,874
22410EE	Supplies & Materials	41,931,371	-178,900	41,752,471	25,614,005	13,870,295	-11,743,710
22510EE	Services	186,527,691	10,325,319	196,853,010	73,034,483	74,452,806	1,418,323
22610EE	Minor Capital Repairs	4,057,740	1,500	4,059,240	1,745,293	1,474,164	-271,129
22710EE	Operational Expenses	10,129,798	2,871,466	13,001,264	7,149,985	4,898,525	-2,251,460
22810EE	Special Financial Transactions	100,616,097	20,349,500	120,965,597	46,388,327	45,410,457	-977,870
22910EE	Other	1,727,000	0	1,727,000	239,479	228,013	-11,466
22920EE	Finance Charges (Hedging/Charges)	25,000,000	0	25,000,000	5,291,137	49,956,816	44,665,679
22930EE	Tourism Related	8,388,000	0	8,388,000	3,026,821	0	-3,026,821
22940EE	Local Government Expenses	13,319,147	0	13,319,147	4,148,079	6,217,526	2,069,447
22950EE	School Board Expenses	124,000	0	124,000	30,000	45,000	15,000
24100EE	Interest to Non Residents	149,811,516	0	149,811,516	70,561,723	72,773,875	2,212,152
24200EE	Interest to Residents Other Than General Government	247,101,802	0	247,101,802	94,850,369	110,382,440	15,532,071
25110EE	Subsidies-Public Non-Financial Corporations	339,081,211	15,885,000	354,966,211	186,738,220	205,667,623	18,929,403
25210EE	Subsidies to Private Non-Financial Enterprises	29,511,000	5,800,000	35,311,000	10,011,134	12,738,148	2,727,014
25310EE	Subsidies to Other Sectors	2,263,053	0	2,263,053	1,014,289	915,824	-98,465
26210EE	Current Grants to International Organizations	7,471,277	0	7,471,277	4,052,292	4,335,081	282,789
27210EE	Social Assistance Benefits In Cash	137,396,762	12,522,000	149,918,762	12,770,249	104,416,674	91,646,425
27310EE	Pensions & Gratuities In Cash	140,850,598	0	140,850,598	70,012,763	71,902,788	1,890,025
28210EE	Current Transfers N.E.C.	146,261,902	3,518,000	149,779,902	80,212,850	81,169,886	957,036
28310EE	Premiums, Fees & Current Claims	67,848,180	0	67,848,180	30,127,036	24,526,856	-5,600,180
<b>GRAND TOTAL</b>		<b>2,574,104,526</b>	<b>74,510,685</b>	<b>2,648,615,211</b>	<b>1,178,767,792</b>	<b>1,298,285,899</b>	<b>119,518,107</b>
32000EE	Acquisition of Financial Assets (Sinking Fund)	46,491,095	0	46,491,095	20,569,352	0	-20,569,352

# SUMMARY OF AGENCIES RECURRENT EXPENDITURE

ITEM NO.	TITLE OF ITEM	SUPPLEMENTAL ESTIMATES & VIREMENTS			PROVISIONAL ACTUAL EXPENDITURE	PROVISIONAL ACTUAL EXPENDITURE	VARIANCE PROVISIONAL
		APPROVED ESTIMATES 2020/2021	2020/2021	REVISED ALLOCATION 2020/2021	2019/2020 (JUL TO DEC)	2020/2021 (JUL TO DEC)	2019/2020 VS PROVISIONAL 2020/2021
		\$	\$	\$	\$	\$	\$
001	GOVERNOR GENERAL & STAFF	962,891	0	962,891	539,663	415,800	-123,863
002	THE SENATE	284,600	0	284,600	152,554	117,837	-34,717
003	HOUSE OF ASSEMBLY	3,649,698	0	3,649,698	3,371,562	1,652,902	-1,718,660
004	DEPARTMENT OF THE AUDITOR GENERAL	2,324,597	0	2,324,597	1,111,182	803,242	-307,940
005	MINISTRY OF PUBLIC SERVICE & NATIONAL INSURANCE	263,268,596	0	263,268,596	128,412,889	128,588,897	176,008
006	CABINET OFFICE	5,401,458	0	5,401,458	3,708,129	3,161,627	-546,502
007	OFFICE OF THE ATTORNEY GENERAL AND MINISTRY OF LEGAL AFFAIRS	15,152,950	1,537,740	16,690,690	8,516,103	7,130,150	-1,385,953
008	OFFICE OF THE JUDICIAL (SUPREME AND MAGISTRATES COURTS)	13,781,889	0	13,781,889	6,472,222	6,115,844	-356,378
009	COURT OF APPEAL	2,073,603	0	2,073,603	988,589	897,743	-90,846
010	REGISTRAR GENERAL'S DEPARTMENT	3,142,094	0	3,142,094	1,348,793	1,136,655	-212,138
011	BAHAMAS DEPARTMENT OF CORRECTIONAL SERVICES	27,899,241	0	27,899,241	13,575,207	12,073,244	-1,501,963
012	PARLIAMENTARY REGISTRATION DEPARTMENT	1,512,234	0	1,512,234	422,926	381,538	-41,388
013	MINISTRY OF FOREIGN AFFAIRS	28,089,920	0	28,089,920	17,732,170	17,229,664	-502,506
014	OFFICE OF THE PRIME MINISTER	20,858,864	0	20,858,864	9,274,297	10,305,527	1,031,230
016	BAHAMAS INFORMATION SERVICES	1,923,025	0	1,923,025	1,014,077	957,592	-56,485
017	GOVERNMENT PRINTING DEPARTMENT	1,362,458	0	1,362,458	582,688	493,671	-89,017
018	DEPARTMENT OF LOCAL GOVERNMENT	25,691,981	0	25,691,981	9,384,297	10,254,042	869,745
019	DEPARTMENT OF PHYSICAL PLANNING	884,072	0	884,072	456,286	409,528	-46,758
020	DEPARTMENT OF LANDS & SURVEYS	1,928,451	0	1,928,451	718,859	783,295	64,436
021	MINISTRY OF FINANCE	263,559,052	3,500,000	267,059,052	94,029,804	124,987,646	30,957,842
022	TREASURY DEPARTMENT	82,789,491	20,700,000	103,489,491	37,431,317	89,158,857	51,727,540
023	CUSTOMS DEPARTMENT	32,768,118	0	32,768,118	17,826,995	16,069,076	-1,757,919
024	DEPARTMENT OF STATISTICS	6,815,076	0	6,815,076	1,534,749	1,321,181	-213,568
026	PUBLIC DEBT SERVICING - INTEREST	396,913,318	0	396,913,318	165,412,092	183,156,315	17,744,223

## SUMMARY OF AGENCIES RECURRENT EXPENDITURE

ITEM NO.	TITLE OF ITEM	SUPPLEMENTAL ESTIMATES & VIREMENTS			PROVISIONAL ACTUAL EXPENDITURE	PROVISIONAL ACTUAL EXPENDITURE	VARIANCE PROVISIONAL
		APPROVED ESTIMATES 2020/2021	2020/2021	REVISED ALLOCATION 2020/2021	2019/2020 (JUL TO DEC)	2020/2021 (JUL TO DEC)	2019/2020 VS PROVISIONAL 2020/2021
		\$	\$	\$	\$	\$	\$
028	DEPARTMENT OF INLAND REVENUE	5,391,328	0	5,391,328	3,046,348	2,635,870	-410,478
029	MINISTRY OF NATIONAL SECURITY	7,416,887	2,871,466	10,288,353	2,808,333	3,444,366	636,033
030	DEPARTMENT OF IMMIGRATION	31,770,290	0	31,770,290	17,000,141	11,175,520	-5,824,621
031	ROYAL BAHAMAS POLICE FORCE	122,268,807	0	122,268,807	63,231,674	60,259,956	-2,971,718
032	ROYAL BAHAMAS DEFENCE FORCE	57,946,654	0	57,946,654	30,281,579	28,460,190	-1,821,389
033	MINISTRY OF PUBLIC WORKS	41,437,871	0	41,437,871	34,692,043	18,975,199	-15,716,844
034	DEPARTMENT OF PUBLIC WORKS	17,534,929	0	17,534,929	9,635,064	8,356,120	-1,278,944
035	DEPARTMENT OF EDUCATION	201,104,089	2,894,300	203,998,389	99,038,077	85,801,285	-13,236,792
037	DEPARTMENT OF ARCHIVES	611,577	0	611,577	309,843	287,610	-22,233
038	MINISTRY OF EDUCATION	111,475,400	5,800,000	117,275,400	55,211,682	55,407,354	195,672
040	MINISTRY OF TRANSPORT & LOCAL GOVERNMENT	10,160,530	0	10,160,530	4,438,426	4,984,836	546,410
043	MINISTRY OF SOCIAL SERVICES & URBAN DEVELOPMENT	10,999,241	0	10,999,241	2,825,040	4,530,998	1,705,958
044	DEPARTMENT OF SOCIAL SERVICES	60,362,205	12,522,000	72,884,205	16,849,809	42,437,153	25,587,344
045	DEPARTMENT OF HOUSING	1,951,263	0	1,951,263	889,083	973,313	84,230
047	MINISTRY OF YOUTH, SPORTS & CULTURE	18,938,186	0	18,938,186	10,833,125	5,765,273	-5,067,852
048	DEPARTMENT OF LABOUR	2,121,426	0	2,121,426	1,109,197	953,061	-156,136
049	MINISTRY OF FINANCIAL SERVICES, TRADE & INDUSTRY & IMMIGRATION	1,618,710	0	1,618,710	821,863	623,901	-197,962
051	POST OFFICE DEPARTMENT	6,837,220	0	6,837,220	3,051,153	2,858,058	-193,095
053	PORT DEPARTMENT	8,425,817	0	8,425,817	3,578,924	3,329,293	-249,631
054	DEPARTMENT OF ROAD TRAFFIC	4,903,056	0	4,903,056	2,485,730	2,311,927	-173,803
055	DEPARTMENT OF METEOROLOGY	2,363,821	0	2,363,821	1,116,717	982,443	-134,274
056	MINISTRY OF AGRICULTURE & MARINE RESOURCES	26,252,491	0	26,252,491	10,676,865	8,493,703	-2,183,162
057	DEPARTMENT OF AGRICULTURE	5,525,630	0	5,525,630	2,676,795	2,423,809	-252,986
058	DEPARTMENT OF MARINE RESOURCES	2,386,648	0	2,386,648	1,098,334	975,313	-123,021



## SUMMARY OF AGENCIES RECURRENT EXPENDITURE

ITEM NO.	TITLE OF ITEM	SUPPLEMENTAL ESTIMATES & VIREMENTS			PROVISIONAL ACTUAL EXPENDITURE	PROVISIONAL ACTUAL EXPENDITURE	VARIANCE PROVISIONAL
		APPROVED ESTIMATES 2020/2021	2020/2021	REVISED ALLOCATION 2020/2021	2019/2020 (JUL TO DEC)	2020/2021 (JUL TO DEC)	2019/2020 VS PROVISIONAL 2020/2021
		\$	\$	\$	\$	\$	\$
060	MINISTRY OF HEALTH	298,037,239	0	298,037,239	160,496,070	153,777,659	-6,718,411
065	DEPARTMENT OF ENVIRONMENTAL HEALTH SERVICES	55,978,373	0	55,978,373	30,520,829	26,758,990	-3,761,839
066	DEPARTMENT OF PUBLIC HEALTH	45,040,263	0	45,040,263	0	17,428,991	17,428,991
067	MINISTRY OF TOURISM & AVIATION	106,057,921	15,885,000	121,942,921	53,333,925	70,911,769	17,577,844
070	MINISTRY OF LABOUR	6,808,143	0	6,808,143	2,753,779	2,641,417	-112,362
072	MINISTRY OF THE ENVIRONMENT & HOUSING	26,270,995	0	26,270,995	18,355,521	17,743,838	-611,683
073	DEPARTMENT OF TRANSFORMATION & DIGITIZATION	49,097,737	0	49,097,737	8,251,775	17,237,430	8,985,655
074	MINISTRY FOR GRAND BAHAMA	9,793,600	0	9,793,600	3,332,602	2,196,171	-1,136,431
075	MINISTRY OF DISASTER PREPAREDNESS, MANAGEMENT & RECONSTRUCTION	11,236,100	8,800,179	20,036,279	0	14,853,760	14,853,760
076	OFFICE OF THE DIRECTOR OF PUBLIC PROSECUTIONS	2,942,402	0	2,942,402	0	687,452	687,452
<b>GRAND TOTAL</b>		<b>2,574,104,526</b>	<b>74,510,685</b>	<b>2,648,615,211</b>	<b>1,178,767,796</b>	<b>1,298,285,901</b>	<b>119,518,105</b>

Note: Because of rounding, some totals may not agree with the sum of their counterpart totals.

## *[Head 001]* GOVERNOR GENERAL & STAFF

ITEM NO.	TITLE OF ITEM	SUPPLEMENTAL ESTIMATES & VIREMENTS			PROVISIONAL ACTUAL EXPENDITURE	PROVISIONAL ACTUAL EXPENDITURE	VARIANCE PROVISIONAL
		APPROVED ESTIMATES 2020/2021	2020/2021	REVISED ALLOCATION 2020/2021	2019/2020 (JUL TO DEC)	2020/2021 (JUL TO DEC)	2019/2020 VS PROVISIONAL 2020/2021
		\$	\$	\$	\$	\$	\$
21110EE	Wages & Salaries (In Cash)	742,731	0	742,731	421,541	357,678	-63,863
21120EE	Allowances	81,100	0	81,100	23,913	16,300	-7,613
22110EE	Travel & Subsistence	11,600	0	11,600	11,847	1,770	-10,077
22410EE	Supplies & Materials	46,340	0	46,340	18,027	15,828	-2,199
22510EE	Services	35,520	0	35,520	18,826	7,923	-10,903
22610EE	Minor Capital Repairs	5,000	0	5,000	6,215	2,114	-4,101
22810EE	Special Financial Transactions	40,600	0	40,600	39,295	14,187	-25,108
<b>GOVERNOR GENERAL &amp; STAFF TOTAL EXPENSES</b>		<b>962,891</b>	<b>0</b>	<b>962,891</b>	<b>539,664</b>	<b>415,800</b>	<b>-123,864</b>

The Accounting Officer for this Head is the SECRETARY TO THE GOVERNOR GENERAL

## *[Head 002] THE SENATE*

ITEM NO.	TITLE OF ITEM	SUPPLEMENTAL ESTIMATES & VIREMENTS			PROVISIONAL ACTUAL EXPENDITURE	PROVISIONAL ACTUAL EXPENDITURE	VARIANCE PROVISIONAL
		APPROVED ESTIMATES 2020/2021	2020/2021	REVISED ALLOCATION 2020/2021	2019/2020 (JUL TO DEC)	2020/2021 (JUL TO DEC)	2019/2020 VS PROVISIONAL 2020/2021
		\$	\$	\$	\$	\$	\$
21110EE	Wages & Salaries (In Cash)	244,015	0	244,015	117,881	108,778	-9,103
21120EE	Allowances	0	0	0	18,538	0	-18,538
22110EE	Travel & Subsistence	16,060	0	16,060	6,735	6,199	-536
22410EE	Supplies & Materials	23,271	0	23,271	9,400	2,860	-6,540
22510EE	Services	304	0	304	0	0	0
22810EE	Special Financial Transactions	950	0	950	0	0	0
<b>THE SENATE TOTAL EXPENSES</b>		<b>284,600</b>	<b>0</b>	<b>284,600</b>	<b>152,554</b>	<b>117,837</b>	<b>-34,717</b>

The Accounting Officer for this Head is the SECRETARY TO THE CABINET



## [Head 003] HOUSE OF ASSEMBLY

ITEM NO.	TITLE OF ITEM	SUPPLEMENTAL ESTIMATES & VIREMENTS			PROVISIONAL ACTUAL EXPENDITURE	PROVISIONAL ACTUAL EXPENDITURE	VARIANCE PROVISIONAL
		APPROVED ESTIMATES 2020/2021	2020/2021	REVISED ALLOCATION 2020/2021	2019/2020 (JUL TO DEC)	2020/2021 (JUL TO DEC)	2019/2020 VS PROVISIONAL 2020/2021
		\$	\$	\$	\$	\$	\$
21110EE	Wages & Salaries (In Cash)	1,765,697	0	1,765,697	871,659	863,834	-7,825
21120EE	Allowances	49,600	0	49,600	18,176	16,270	-1,906
22110EE	Travel & Subsistence	98,780	0	98,780	51,374	25,732	-25,642
22210EE	Rent	1,170,000	0	1,170,000	0	582,500	582,500
22410EE	Supplies & Materials	72,216	0	72,216	16,526	4,080	-12,446
22510EE	Services	238,655	0	238,655	113,601	115,486	1,885
22610EE	Minor Capital Repairs	3,800	0	3,800	226	0	-226
22810EE	Special Financial Transactions	950	0	950	0	0	0
28210EE	Current Transfers N.E.C.	250,000	0	250,000	2,300,000	45,000	-2,255,000
<b>HOUSE OF ASSEMBLY TOTAL EXPENSES</b>		<b>3,649,698</b>	<b>0</b>	<b>3,649,698</b>	<b>3,371,562</b>	<b>1,652,902</b>	<b>-1,718,660</b>

The Accounting Officer for this Head is the SECRETARY TO THE CABINET

## [Head 004] DEPARTMENT OF THE AUDITOR GENERAL

ITEM NO.	TITLE OF ITEM	SUPPLEMENTAL ESTIMATES & VIREMENTS			PROVISIONAL ACTUAL EXPENDITURE	PROVISIONAL ACTUAL EXPENDITURE	VARIANCE PROVISIONAL
		APPROVED ESTIMATES 2020/2021	2020/2021	REVISED ALLOCATION 2020/2021	2019/2020 (JUL TO DEC)	2020/2021 (JUL TO DEC)	2019/2020 VS PROVISIONAL 2020/2021
		\$	\$	\$	\$	\$	\$
21110EE	Wages & Salaries (In Cash)	1,850,183	0	1,850,183	944,067	711,250	-232,817
21120EE	Allowances	26,800	0	26,800	9,000	8,250	-750
21210EE	Actual Employer's Social Contributions	68,000	0	68,000	18,897	6,597	-12,300
22110EE	Travel & Subsistence	72,052	0	72,052	79,412	11,000	-68,412
22210EE	Rent	62,500	0	62,500	26,950	20,114	-6,836
22410EE	Supplies & Materials	20,612	0	20,612	2,039	4,826	2,787
22510EE	Services	215,500	0	215,500	25,828	40,580	14,752
22610EE	Minor Capital Repairs	8,000	0	8,000	1,663	624	-1,039
22810EE	Special Financial Transactions	950	0	950	3,325	0	-3,325
<b>DEPARTMENT OF THE AUDITOR GENERAL TOTAL EXPENSES</b>		<b>2,324,597</b>	<b>0</b>	<b>2,324,597</b>	<b>1,111,181</b>	<b>803,241</b>	<b>-307,940</b>

The Accounting Officer for this Head is the AUDITOR GENERAL

## [Head 005] MINISTRY OF PUBLIC SERVICE & NATIONAL INSURANCE

ITEM NO.	TITLE OF ITEM	SUPPLEMENTAL ESTIMATES & VIREMENTS			PROVISIONAL ACTUAL EXPENDITURE	PROVISIONAL ACTUAL EXPENDITURE	VARIANCE PROVISIONAL
		APPROVED ESTIMATES 2020/2021	2020/2021	REVISED ALLOCATION 2020/2021	2019/2020 (JUL TO DEC)	2020/2021 (JUL TO DEC)	2019/2020 VS PROVISIONAL 2020/2021
		\$	\$	\$	\$	\$	\$
21110EE	Wages & Salaries (In Cash)	23,031,900	0	23,031,900	8,298,043	8,983,954	685,911
21120EE	Allowances	466,650	0	466,650	138,637	61,981	-76,656
22110EE	Travel & Subsistence	38,860	0	38,860	4,243	0	-4,243
22210EE	Rent	41,584,476	0	41,584,476	22,481,470	25,959,879	3,478,409
22410EE	Supplies & Materials	122,360	0	122,360	30,606	18,676	-11,930
22510EE	Services	1,691,890	0	1,691,890	612,045	378,616	-233,429
22610EE	Minor Capital Repairs	7,760	0	7,760	2,021	955	-1,066
22810EE	Special Financial Transactions	224,700	0	224,700	28	0	-28
27310EE	Pensions & Gratuities In Cash	136,100,000	0	136,100,000	68,566,277	70,314,571	1,748,294
28310EE	Premiums, Fees & Current Claims	60,000,000	0	60,000,000	28,279,518	22,870,266	-5,409,252
<b>MINISTRY OF PUBLIC SERVICE &amp; NATIONAL INSURANCE TOTAL EXPENSES</b>		<b>263,268,596</b>	<b>0</b>	<b>263,268,596</b>	<b>128,412,888</b>	<b>128,588,898</b>	<b>176,010</b>

The Accounting Officer for this Head is the PERMANENT SECRETARY



## [Head 006] CABINET OFFICE

ITEM NO.	TITLE OF ITEM	SUPPLEMENTAL ESTIMATES & VIREMENTS			PROVISIONAL ACTUAL EXPENDITURE	PROVISIONAL ACTUAL EXPENDITURE	VARIANCE PROVISIONAL
		APPROVED ESTIMATES 2020/2021	2020/2021	REVISED ALLOCATION 2020/2021	2019/2020 (JUL TO DEC)	2020/2021 (JUL TO DEC)	2019/2020 VS PROVISIONAL 2020/2021
		\$	\$	\$	\$	\$	\$
21110EE	Wages & Salaries (In Cash)	2,435,560	0	2,435,560	1,084,493	1,057,820	-26,673
21120EE	Allowances	192,100	0	192,100	72,669	64,882	-7,787
22110EE	Travel & Subsistence	60,000	0	60,000	18,634	0	-18,634
22410EE	Supplies & Materials	298,120	0	298,120	1,140,004	237,031	-902,973
22510EE	Services	352,128	0	352,128	138,952	85,194	-53,758
22610EE	Minor Capital Repairs	7,600	0	7,600	2,764	2,012	-752
22710EE	Operational Expenses	0	0	0	194,124	0	-194,124
22810EE	Special Financial Transactions	455,950	0	455,950	256,488	164,687	-91,801
28210EE	Current Transfers N.E.C.	1,600,000	0	1,600,000	800,000	1,550,000	750,000
<b>CABINET OFFICE TOTAL EXPENSES</b>		<b>5,401,458</b>	<b>0</b>	<b>5,401,458</b>	<b>3,708,128</b>	<b>3,161,626</b>	<b>-546,502</b>

The Accounting Officer for this Head is the SECRETARY TO THE CABINET

## [Head 007] OFFICE OF THE ATTORNEY GENERAL AND MINISTRY OF LEGAL AFFAIRS

ITEM NO.	TITLE OF ITEM	SUPPLEMENTAL ESTIMATES & VIREMENTS			PROVISIONAL ACTUAL EXPENDITURE	PROVISIONAL ACTUAL EXPENDITURE	VARIANCE PROVISIONAL
		APPROVED ESTIMATES 2020/2021	2020/2021	REVISED ALLOCATION 2020/2021	2019/2020 (JUL TO DEC)	2020/2021 (JUL TO DEC)	2019/2020 VS PROVISIONAL 2020/2021
		\$	\$	\$	\$	\$	\$
21110EE	Wages & Salaries (In Cash)	6,332,787	0	6,332,787	5,095,672	3,109,753	-1,985,919
21120EE	Allowances	770,000	0	770,000	310,085	332,260	22,175
22110EE	Travel & Subsistence	26,900	0	26,900	99,196	1,498	-97,698
22210EE	Rent	2,000	0	2,000	5,000	0	-5,000
22410EE	Supplies & Materials	47,760	0	47,760	33,303	15,863	-17,440
22510EE	Services	4,443,000	1,537,740	5,980,740	1,852,719	2,706,011	853,292
22610EE	Minor Capital Repairs	10,000	0	10,000	9,214	4,785	-4,429
22810EE	Special Financial Transactions	1,055,950	0	1,055,950	11,363	343	-11,020
25310EE	Subsidies to Other Sectors	2,263,053	0	2,263,053	1,014,289	915,824	-98,465
27210EE	Social Assistance Benefits In Cash	1,500	0	1,500	13,730	0	-13,730
28210EE	Current Transfers N.E.C.	200,000	0	200,000	71,531	43,812	-27,719
<b>OFFICE OF THE ATTORNEY GENERAL AND MINISTRY OF LEGAL AFFAIRS TOTAL EXPENSES</b>		<b>15,152,950</b>	<b>1,537,740</b>	<b>16,690,690</b>	<b>8,516,102</b>	<b>7,130,149</b>	<b>-1,385,953</b>

The Accounting Officer for this Head is the PERMANENT SECRETARY

## *[Head 008]* OFFICE OF THE JUDICIAL (SUPREME AND MAGISTRATES COURTS)

ITEM NO.	TITLE OF ITEM	SUPPLEMENTAL ESTIMATES & VIREMENTS			PROVISIONAL ACTUAL EXPENDITURE	PROVISIONAL ACTUAL EXPENDITURE	VARIANCE PROVISIONAL
		APPROVED ESTIMATES 2020/2021	2020/2021	REVISED ALLOCATION 2020/2021	2019/2020 (JUL TO DEC)	2020/2021 (JUL TO DEC)	2019/2020 VS PROVISIONAL 2020/2021
		\$	\$	\$	\$	\$	\$
21110EE	Wages & Salaries (In Cash)	9,715,928	0	9,715,928	4,827,009	4,820,051	-6,958
21120EE	Allowances	1,918,712	0	1,918,712	815,126	805,731	-9,395
22110EE	Travel & Subsistence	68,000	0	68,000	108,346	4,515	-103,831
22210EE	Rent	36,000	0	36,000	54,000	15,840	-38,160
22410EE	Supplies & Materials	216,120	0	216,120	53,283	51,684	-1,599
22510EE	Services	445,979	0	445,979	88,855	125,984	37,129
22610EE	Minor Capital Repairs	27,200	0	27,200	7,679	8,186	507
22710EE	Operational Expenses	450,000	0	450,000	198,951	172,426	-26,525
22810EE	Special Financial Transactions	3,950	0	3,950	779	0	-779
27210EE	Social Assistance Benefits In Cash	900,000	0	900,000	318,194	111,428	-206,766
	<b>OFFICE OF THE JUDICIAL (SUPREME AND MAGISTRATES COURTS) TOTAL EXPENSES</b>	<b>13,781,889</b>	<b>0</b>	<b>13,781,889</b>	<b>6,472,222</b>	<b>6,115,845</b>	<b>-356,377</b>

The Accounting Officer for this Head is the REGISTRAR

## [Head 009] COURT OF APPEAL

ITEM NO.	TITLE OF ITEM	SUPPLEMENTAL ESTIMATES & VIREMENTS			PROVISIONAL ACTUAL EXPENDITURE	PROVISIONAL ACTUAL EXPENDITURE	VARIANCE PROVISIONAL
		APPROVED ESTIMATES 2020/2021	2020/2021	REVISED ALLOCATION 2020/2021	2019/2020 (JUL TO DEC)	2020/2021 (JUL TO DEC)	2019/2020 VS PROVISIONAL 2020/2021
		\$	\$	\$	\$	\$	\$
21110EE	Wages & Salaries (In Cash)	1,376,343	0	1,376,343	709,116	608,870	-100,246
21120EE	Allowances	444,500	0	444,500	195,914	223,922	28,008
22110EE	Travel & Subsistence	3,800	0	3,800	0	0	0
22210EE	Rent	0	0	0	22,000	0	-22,000
22410EE	Supplies & Materials	32,200	0	32,200	10,619	5,000	-5,619
22510EE	Services	158,760	0	158,760	45,700	46,490	790
22610EE	Minor Capital Repairs	8,000	0	8,000	5,239	2,462	-2,777
27210EE	Social Assistance Benefits In Cash	50,000	0	50,000	0	11,000	11,000
<b>COURT OF APPEAL TOTAL EXPENSES</b>		<b>2,073,603</b>	<b>0</b>	<b>2,073,603</b>	<b>988,588</b>	<b>897,744</b>	<b>-90,844</b>

The Accounting Officer for this Head is the REGISTRAR



## [Head 010] REGISTRAR GENERAL'S DEPARTMENT

ITEM NO.	TITLE OF ITEM	SUPPLEMENTAL ESTIMATES & VIREMENTS			PROVISIONAL ACTUAL EXPENDITURE	PROVISIONAL ACTUAL EXPENDITURE	VARIANCE PROVISIONAL
		APPROVED ESTIMATES 2020/2021	2020/2021	REVISED ALLOCATION 2020/2021	2019/2020 (JUL TO DEC)	2020/2021 (JUL TO DEC)	2019/2020 VS PROVISIONAL 2020/2021
		\$	\$	\$	\$	\$	\$
21110EE	Wages & Salaries (In Cash)	1,809,291	0	1,809,291	1,075,807	912,302	-163,505
21120EE	Allowances	58,000	0	58,000	7,218	5,911	-1,307
22110EE	Travel & Subsistence	33,400	0	33,400	24,692	0	-24,692
22210EE	Rent	96,000	0	96,000	40,000	40,000	0
22410EE	Supplies & Materials	73,400	0	73,400	19,041	19,574	533
22510EE	Services	1,066,253	0	1,066,253	181,289	158,608	-22,681
22610EE	Minor Capital Repairs	4,800	0	4,800	585	260	-325
22810EE	Special Financial Transactions	950	0	950	161	0	-161
<b>REGISTRAR GENERAL'S DEPARTMENT TOTAL EXPENSES</b>		<b>3,142,094</b>	<b>0</b>	<b>3,142,094</b>	<b>1,348,793</b>	<b>1,136,655</b>	<b>-212,138</b>

The Accounting Officer for this Head is the REGISTRAR GENERAL

## [Head 011] BAHAMAS DEPARTMENT OF CORRECTIONAL SERVICES

ITEM NO.	TITLE OF ITEM	SUPPLEMENTAL ESTIMATES & VIREMENTS			PROVISIONAL ACTUAL EXPENDITURE	PROVISIONAL ACTUAL EXPENDITURE	VARIANCE PROVISIONAL
		APPROVED ESTIMATES 2020/2021	2020/2021	REVISED ALLOCATION 2020/2021	2019/2020 (JUL TO DEC)	2020/2021 (JUL TO DEC)	2019/2020 VS PROVISIONAL 2020/2021
		\$	\$	\$	\$	\$	\$
21110EE	Wages & Salaries (In Cash)	22,176,600	0	22,176,600	11,429,026	9,817,898	-1,611,128
21120EE	Allowances	2,034,800	0	2,034,800	822,506	857,132	34,626
22110EE	Travel & Subsistence	127,720	0	127,720	23,782	2,180	-21,602
22310EE	Utilities & Communication	1,000	0	1,000	0	0	0
22410EE	Supplies & Materials	2,862,193	0	2,862,193	1,030,089	1,160,480	130,391
22510EE	Services	600,278	0	600,278	222,168	195,092	-27,076
22610EE	Minor Capital Repairs	36,000	0	36,000	18,651	16,297	-2,354
22810EE	Special Financial Transactions	53,650	0	53,650	28,984	22,415	-6,569
27210EE	Social Assistance Benefits In Cash	7,000	0	7,000	0	1,750	1,750
<b>BAHAMAS DEPARTMENT OF CORRECTIONAL SERVICES TOTAL EXPENSES</b>		<b>27,899,241</b>	<b>0</b>	<b>27,899,241</b>	<b>13,575,206</b>	<b>12,073,244</b>	<b>-1,501,962</b>

The Accounting Officer for this Head is the COMMISSIONER

## [Head 012] PARLIAMENTARY REGISTRATION DEPARTMENT

ITEM NO.	TITLE OF ITEM	SUPPLEMENTAL ESTIMATES & VIREMENTS			PROVISIONAL ACTUAL EXPENDITURE	PROVISIONAL ACTUAL EXPENDITURE	VARIANCE PROVISIONAL
		APPROVED ESTIMATES 2020/2021	2020/2021	REVISED ALLOCATION 2020/2021	2019/2020 (JUL TO DEC)	2020/2021 (JUL TO DEC)	2019/2020 VS PROVISIONAL 2020/2021
		\$	\$	\$	\$	\$	\$
21110EE	Wages & Salaries (In Cash)	495,183	0	495,183	284,692	235,296	-49,396
21120EE	Allowances	13,500	0	13,500	3,075	3,000	-75
22110EE	Travel & Subsistence	5,900	0	5,900	947	0	-947
22410EE	Supplies & Materials	15,900	0	15,900	5,461	1,875	-3,586
22510EE	Services	979,351	0	979,351	128,671	139,866	11,195
22610EE	Minor Capital Repairs	2,400	0	2,400	79	1,501	1,422
	<b>PARLIAMENTARY REGISTRATION DEPARTMENT TOTAL EXPENSES</b>	<b>1,512,234</b>	<b>0</b>	<b>1,512,234</b>	<b>422,925</b>	<b>381,538</b>	<b>-41,387</b>

The Accounting Officer for this Head is the PARLIAMENTARY COMMISSIONER

## [Head 013] MINISTRY OF FOREIGN AFFAIRS

ITEM NO.	TITLE OF ITEM	SUPPLEMENTAL ESTIMATES & VIREMENTS			PROVISIONAL ACTUAL EXPENDITURE	PROVISIONAL ACTUAL EXPENDITURE	VARIANCE PROVISIONAL
		APPROVED ESTIMATES 2020/2021	2020/2021	REVISED ALLOCATION 2020/2021	2019/2020 (JUL TO DEC)	2020/2021 (JUL TO DEC)	2019/2020 VS PROVISIONAL 2020/2021
		\$	\$	\$	\$	\$	\$
21110EE	Wages & Salaries (In Cash)	9,884,263	0	9,884,263	6,100,281	5,712,827	-387,454
21120EE	Allowances	1,800,844	0	1,800,844	1,188,272	1,157,606	-30,666
22110EE	Travel & Subsistence	41,900	0	41,900	162,233	13,216	-149,017
22210EE	Rent	4,520,000	0	4,520,000	3,242,949	3,237,354	-5,595
22410EE	Supplies & Materials	72,528	0	72,528	30,661	22,222	-8,439
22510EE	Services	440,783	0	440,783	169,251	180,206	10,955
22610EE	Minor Capital Repairs	11,400	0	11,400	2,536	7,459	4,923
22710EE	Operational Expenses	4,440,000	0	4,440,000	2,896,045	2,581,371	-314,674
22810EE	Special Financial Transactions	760	0	760	178	166	-12
26210EE	Current Grants to International Organizations	6,846,686	0	6,846,686	3,939,765	4,313,030	373,265
27210EE	Social Assistance Benefits In Cash	4,500	0	4,500	0	0	0
28210EE	Current Transfers N.E.C.	26,256	0	26,256	0	4,207	4,207
<b>MINISTRY OF FOREIGN AFFAIRS TOTAL EXPENSES</b>		<b>28,089,920</b>	<b>0</b>	<b>28,089,920</b>	<b>17,732,171</b>	<b>17,229,664</b>	<b>-502,507</b>

The Accounting Officer for this Head is the PERMANENT SECRETARY



## [Head 014] OFFICE OF THE PRIME MINISTER

ITEM NO.	TITLE OF ITEM	SUPPLEMENTAL ESTIMATES & VIREMENTS			PROVISIONAL ACTUAL EXPENDITURE	PROVISIONAL ACTUAL EXPENDITURE	VARIANCE PROVISIONAL
		APPROVED ESTIMATES 2020/2021	2020/2021	REVISED ALLOCATION 2020/2021	2019/2020 (JUL TO DEC)	2020/2021 (JUL TO DEC)	2019/2020 VS PROVISIONAL 2020/2021
		\$	\$	\$	\$	\$	\$
21110EE	Wages & Salaries (In Cash)	3,343,511	0	3,343,511	1,625,977	1,640,834	14,857
21120EE	Allowances	256,600	0	256,600	97,815	84,751	-13,064
22110EE	Travel & Subsistence	320,654	0	320,654	344,720	63,304	-281,416
22410EE	Supplies & Materials	345,034	0	345,034	29,610	17,487	-12,123
22510EE	Services	5,442,101	0	5,442,101	1,309,339	1,598,993	289,654
22610EE	Minor Capital Repairs	26,000	0	26,000	7,485	9,837	2,352
22810EE	Special Financial Transactions	453,404	0	453,404	186,097	162,696	-23,401
28210EE	Current Transfers N.E.C.	10,671,560	0	10,671,560	5,673,253	6,727,624	1,054,371
<b>OFFICE OF THE PRIME MINISTER TOTAL EXPENSES</b>		<b>20,858,864</b>	<b>0</b>	<b>20,858,864</b>	<b>9,274,296</b>	<b>10,305,526</b>	<b>1,031,230</b>

The Accounting Officer for this Head is the PERMANENT SECRETARY

## [Head 016] BAHAMAS INFORMATION SERVICES

ITEM NO.	TITLE OF ITEM	SUPPLEMENTAL ESTIMATES & VIREMENTS			PROVISIONAL ACTUAL EXPENDITURE	PROVISIONAL ACTUAL EXPENDITURE	VARIANCE PROVISIONAL
		APPROVED ESTIMATES 2020/2021	2020/2021	REVISED ALLOCATION 2020/2021	2019/2020 (JUL TO DEC)	2020/2021 (JUL TO DEC)	2019/2020 VS PROVISIONAL 2020/2021
		\$	\$	\$	\$	\$	\$
21110EE	Wages & Salaries (In Cash)	1,798,440	0	1,798,440	973,733	920,999	-52,734
21120EE	Allowances	3,000	0	3,000	0	0	0
22110EE	Travel & Subsistence	38,256	0	38,256	17,749	15,007	-2,742
22410EE	Supplies & Materials	50,040	0	50,040	14,025	15,022	997
22510EE	Services	27,779	0	27,779	5,483	4,218	-1,265
22610EE	Minor Capital Repairs	4,560	0	4,560	2,375	2,000	-375
22810EE	Special Financial Transactions	950	0	950	712	345	-367
<b>BAHAMAS INFORMATION SERVICES TOTAL EXPENSES</b>		<b>1,923,025</b>	<b>0</b>	<b>1,923,025</b>	<b>1,014,077</b>	<b>957,591</b>	<b>-56,486</b>

The Accounting Officer for this Head is the EXECUTIVE DIRECTOR

## [Head 017] GOVERNMENT PRINTING DEPARTMENT

ITEM NO.	TITLE OF ITEM	SUPPLEMENTAL ESTIMATES & VIREMENTS			PROVISIONAL ACTUAL EXPENDITURE	PROVISIONAL ACTUAL EXPENDITURE	VARIANCE PROVISIONAL
		APPROVED ESTIMATES 2020/2021	2020/2021	REVISED ALLOCATION 2020/2021	2019/2020 (JUL TO DEC)	2020/2021 (JUL TO DEC)	2019/2020 VS PROVISIONAL 2020/2021
		\$	\$	\$	\$	\$	\$
21110EE	Wages & Salaries (In Cash)	1,088,244	0	1,088,244	494,167	432,894	-61,273
21120EE	Allowances	100,200	0	100,200	48,433	30,921	-17,512
22110EE	Travel & Subsistence	3,000	0	3,000	0	0	0
22410EE	Supplies & Materials	29,522	0	29,522	14,669	4,979	-9,690
22510EE	Services	137,426	0	137,426	25,268	24,296	-972
22610EE	Minor Capital Repairs	3,116	0	3,116	151	581	430
22810EE	Special Financial Transactions	950	0	950	0	0	0
	<b>GOVERNMENT PRINTING DEPARTMENT TOTAL EXPENSES</b>	<b>1,362,458</b>	<b>0</b>	<b>1,362,458</b>	<b>582,688</b>	<b>493,671</b>	<b>-89,017</b>

The Accounting Officer for this Head is the SECRETARY TO THE CABINET

## [Head 018] DEPARTMENT OF LOCAL GOVERNMENT

ITEM NO.	TITLE OF ITEM	SUPPLEMENTAL ESTIMATES & VIREMENTS			PROVISIONAL ACTUAL EXPENDITURE	PROVISIONAL ACTUAL EXPENDITURE	VARIANCE PROVISIONAL
		APPROVED ESTIMATES 2020/2021	2020/2021	REVISED ALLOCATION 2020/2021	2019/2020 (JUL TO DEC)	2020/2021 (JUL TO DEC)	2019/2020 VS PROVISIONAL 2020/2021
		\$	\$	\$	\$	\$	\$
21110EE	Wages & Salaries (In Cash)	7,961,722	0	7,961,722	4,206,654	3,322,144	-884,510
21120EE	Allowances	256,600	0	256,600	76,672	68,882	-7,790
22110EE	Travel & Subsistence	216,862	0	216,862	61,493	93,210	31,717
22210EE	Rent	502,780	0	502,780	98,349	173,567	75,218
22310EE	Utilities & Communication	61,800	0	61,800	26,000	26,400	400
22410EE	Supplies & Materials	1,955,950	0	1,955,950	698,147	230,317	-467,830
22510EE	Services	748,170	0	748,170	46,399	98,253	51,854
22610EE	Minor Capital Repairs	608,000	0	608,000	22,417	13,743	-8,674
22810EE	Special Financial Transactions	60,950	0	60,950	88	10,000	9,912
22940EE	Local Government Expenses	13,319,147	0	13,319,147	4,148,079	6,217,526	2,069,447
<b>DEPARTMENT OF LOCAL GOVERNMENT TOTAL EXPENSES</b>		<b>25,691,981</b>	<b>0</b>	<b>25,691,981</b>	<b>9,384,298</b>	<b>10,254,042</b>	<b>869,744</b>

The Accounting Officer for this Head is the PERMANENT SECRETARY



## *[Head 019]* DEPARTMENT OF PHYSICAL PLANNING

ITEM NO.	TITLE OF ITEM	SUPPLEMENTAL ESTIMATES & VIREMENTS			PROVISIONAL ACTUAL EXPENDITURE	PROVISIONAL ACTUAL EXPENDITURE	VARIANCE PROVISIONAL
		APPROVED ESTIMATES 2020/2021	2020/2021	REVISED ALLOCATION 2020/2021	2019/2020 (JUL TO DEC)	2020/2021 (JUL TO DEC)	2019/2020 VS PROVISIONAL 2020/2021
		\$	\$	\$	\$	\$	\$
21110EE	Wages & Salaries (In Cash)	700,759	0	700,759	399,984	364,217	-35,767
21120EE	Allowances	133,675	0	133,675	40,500	33,992	-6,508
22110EE	Travel & Subsistence	10,502	0	10,502	3,591	909	-2,682
22410EE	Supplies & Materials	9,618	0	9,618	3,639	2,150	-1,489
22510EE	Services	26,168	0	26,168	6,615	7,119	504
22610EE	Minor Capital Repairs	2,400	0	2,400	1,589	1,141	-448
22810EE	Special Financial Transactions	950	0	950	367	0	-367
<b>DEPARTMENT OF PHYSICAL PLANNING TOTAL EXPENSES</b>		<b>884,072</b>	<b>0</b>	<b>884,072</b>	<b>456,285</b>	<b>409,528</b>	<b>-46,757</b>

The Accounting Officer for this Head is the DIRECTOR

## [Head 020] DEPARTMENT OF LANDS & SURVEYS

ITEM NO.	TITLE OF ITEM	SUPPLEMENTAL ESTIMATES & VIREMENTS			PROVISIONAL ACTUAL EXPENDITURE	PROVISIONAL ACTUAL EXPENDITURE	VARIANCE PROVISIONAL
		APPROVED ESTIMATES 2020/2021	2020/2021	REVISED ALLOCATION 2020/2021	2019/2020 (JUL TO DEC)	2020/2021 (JUL TO DEC)	2019/2020 VS PROVISIONAL 2020/2021
		\$	\$	\$	\$	\$	\$
21110EE	Wages & Salaries (In Cash)	1,017,350	0	1,017,350	555,691	512,627	-43,064
21120EE	Allowances	33,500	0	33,500	7,750	6,335	-1,415
22110EE	Travel & Subsistence	15,355	0	15,355	0	0	0
22410EE	Supplies & Materials	25,650	0	25,650	16,032	6,679	-9,353
22510EE	Services	830,846	0	830,846	138,456	256,729	118,273
22610EE	Minor Capital Repairs	3,800	0	3,800	733	913	180
22810EE	Special Financial Transactions	950	0	950	198	12	-186
28210EE	Current Transfers N.E.C.	1,000	0	1,000	0	0	0
<b>DEPARTMENT OF LANDS &amp; SURVEYS TOTAL EXPENSES</b>		<b>1,928,451</b>	<b>0</b>	<b>1,928,451</b>	<b>718,860</b>	<b>783,295</b>	<b>64,435</b>

The Accounting Officer for this Head is the DIRECTOR

## [Head 021] MINISTRY OF FINANCE

ITEM NO.	TITLE OF ITEM	SUPPLEMENTAL ESTIMATES & VIREMENTS			PROVISIONAL ACTUAL EXPENDITURE	PROVISIONAL ACTUAL EXPENDITURE	VARIANCE PROVISIONAL
		APPROVED ESTIMATES 2020/2021	2020/2021	REVISED ALLOCATION 2020/2021	2019/2020 (JUL TO DEC)	2020/2021 (JUL TO DEC)	2019/2020 VS PROVISIONAL 2020/2021
		\$	\$	\$	\$	\$	\$
21110EE	Wages & Salaries (In Cash)	10,480,950	0	10,480,950	5,625,572	2,681,920	-2,943,652
21120EE	Allowances	666,000	0	666,000	228,039	216,436	-11,603
22110EE	Travel & Subsistence	150,122	0	150,122	123,157	8,360	-114,797
22210EE	Rent	5,220,000	0	5,220,000	2,980,933	1,482,733	-1,498,200
22310EE	Utilities & Communication	34,200,000	0	34,200,000	19,276,533	14,320,091	-4,956,442
22410EE	Supplies & Materials	6,884,318	0	6,884,318	14,000,938	4,458,616	-9,542,322
22510EE	Services	7,097,080	0	7,097,080	2,531,566	2,699,098	167,532
22610EE	Minor Capital Repairs	22,780	0	22,780	6,794	13,309	6,515
22710EE	Operational Expenses	285,000	0	285,000	0	87,265	87,265
22810EE	Special Financial Transactions	67,894,802	0	67,894,802	36,050,838	17,367,408	-18,683,430
22930EE	Tourism Related	8,388,000	0	8,388,000	3,026,821	0	-3,026,821
25210EE	Subsidies to Private Non-Financial Enterprises	13,500,000	0	13,500,000	3,421,710	1,099,148	-2,322,562
26210EE	Current Grants to International Organizations	75,000	0	75,000	0	3,947	3,947
27210EE	Social Assistance Benefits In Cash	87,100,000	0	87,100,000	1,750,000	69,296,145	67,546,145
28210EE	Current Transfers N.E.C.	17,020,000	3,500,000	20,520,000	4,231,538	11,105,819	6,874,281
28310EE	Premiums, Fees & Current Claims	4,575,000	0	4,575,000	775,365	147,351	-628,014
<b>MINISTRY OF FINANCE TOTAL EXPENSES</b>		<b>263,559,052</b>	<b>3,500,000</b>	<b>267,059,052</b>	<b>94,029,804</b>	<b>124,987,646</b>	<b>30,957,842</b>

The Accounting Officer for this Head is the FINANCIAL SECRETARY

## [Head 022] TREASURY DEPARTMENT

ITEM NO.	TITLE OF ITEM	SUPPLEMENTAL ESTIMATES & VIREMENTS			PROVISIONAL ACTUAL EXPENDITURE	PROVISIONAL ACTUAL EXPENDITURE	VARIANCE PROVISIONAL
		APPROVED ESTIMATES 2020/2021	2020/2021	REVISED ALLOCATION 2020/2021	2019/2020 (JUL TO DEC)	2020/2021 (JUL TO DEC)	2019/2020 VS PROVISIONAL 2020/2021
		\$	\$	\$	\$	\$	\$
21110EE	Wages & Salaries (In Cash)	11,414,768	0	11,414,768	7,380,400	4,257,087	-3,123,313
21120EE	Allowances	416,800	0	416,800	44,660	137,102	92,442
21210EE	Actual Employer's Social Contributions	33,411,784	0	33,411,784	12,521,699	15,854,288	3,332,589
22110EE	Travel & Subsistence	33,540	0	33,540	3,683	3,355	-328
22210EE	Rent	45,600	0	45,600	23,712	22,800	-912
22310EE	Utilities & Communication	4,275	0	4,275	0	0	0
22410EE	Supplies & Materials	63,140	0	63,140	21,137	18,629	-2,508
22510EE	Services	4,995,040	0	4,995,040	2,603,317	2,386,942	-216,375
22610EE	Minor Capital Repairs	11,571	0	11,571	4,860	2,857	-2,003
22810EE	Special Financial Transactions	5,000,475	20,700,000	25,700,475	8,456,682	15,540,598	7,083,916
22920EE	Finance Charges (Hedging/Charges)	25,000,000	0	25,000,000	5,291,137	49,956,816	44,665,679
27310EE	Pensions & Gratuities In Cash	2,392,498	0	2,392,498	1,080,031	978,383	-101,648
<b>TREASURY DEPARTMENT TOTAL EXPENSES</b>		<b>82,789,491</b>	<b>20,700,000</b>	<b>103,489,491</b>	<b>37,431,318</b>	<b>89,158,857</b>	<b>51,727,539</b>

The Accounting Officer for this Head is the TREASURER



## [Head 023] CUSTOMS DEPARTMENT

ITEM NO.	TITLE OF ITEM	SUPPLEMENTAL ESTIMATES & VIREMENTS			PROVISIONAL ACTUAL EXPENDITURE	PROVISIONAL ACTUAL EXPENDITURE	VARIANCE PROVISIONAL
		APPROVED ESTIMATES 2020/2021	2020/2021	REVISED ALLOCATION 2020/2021	2019/2020 (JUL TO DEC)	2020/2021 (JUL TO DEC)	2019/2020 VS PROVISIONAL 2020/2021
		\$	\$	\$	\$	\$	\$
21110EE	Wages & Salaries (In Cash)	22,984,172	-3,120	22,981,052	13,092,953	11,332,278	-1,760,675
21120EE	Allowances	5,650,500	3,120	5,653,620	2,957,920	3,085,690	127,770
22110EE	Travel & Subsistence	157,640	0	157,640	124,537	36,154	-88,383
22210EE	Rent	1,880,000	0	1,880,000	920,092	960,395	40,303
22410EE	Supplies & Materials	326,444	0	326,444	112,115	96,003	-16,112
22510EE	Services	1,657,962	0	1,657,962	585,857	518,610	-67,247
22610EE	Minor Capital Repairs	100,000	0	100,000	33,369	39,947	6,578
22810EE	Special Financial Transactions	950	0	950	153	0	-153
26210EE	Current Grants to International Organizations	10,450	0	10,450	0	0	0
<b>CUSTOMS DEPARTMENT TOTAL EXPENSES</b>		<b>32,768,118</b>	<b>0</b>	<b>32,768,118</b>	<b>17,826,996</b>	<b>16,069,077</b>	<b>-1,757,919</b>

The Accounting Officer for this Head is the COMPTROLLER

## [Head 024] DEPARTMENT OF STATISTICS

ITEM NO.	TITLE OF ITEM	SUPPLEMENTAL ESTIMATES & VIREMENTS			PROVISIONAL ACTUAL EXPENDITURE	PROVISIONAL ACTUAL EXPENDITURE	VARIANCE PROVISIONAL
		APPROVED ESTIMATES 2020/2021	2020/2021	REVISED ALLOCATION 2020/2021	2019/2020 (JUL TO DEC)	2020/2021 (JUL TO DEC)	2019/2020 VS PROVISIONAL 2020/2021
		\$	\$	\$	\$	\$	\$
21110EE	Wages & Salaries (In Cash)	2,955,050	0	2,955,050	1,347,221	1,176,309	-170,912
21120EE	Allowances	1,973,935	0	1,973,935	8,618	7,088	-1,530
22110EE	Travel & Subsistence	275,050	0	275,050	58,433	243	-58,190
22410EE	Supplies & Materials	855,487	0	855,487	15,053	23,626	8,573
22510EE	Services	604,124	0	604,124	91,671	111,694	20,023
22610EE	Minor Capital Repairs	102,980	0	102,980	3,754	2,220	-1,534
22810EE	Special Financial Transactions	48,450	0	48,450	10,000	0	-10,000
<b>DEPARTMENT OF STATISTICS TOTAL EXPENSES</b>		<b>6,815,076</b>	<b>0</b>	<b>6,815,076</b>	<b>1,534,750</b>	<b>1,321,180</b>	<b>-213,570</b>

The Accounting Officer for this Head is the DIRECTOR

## *[Head 026]* PUBLIC DEBT SERVICING - INTEREST

ITEM NO.	TITLE OF ITEM	SUPPLEMENTAL ESTIMATES & VIREMENTS			PROVISIONAL ACTUAL EXPENDITURE	PROVISIONAL ACTUAL EXPENDITURE	VARIANCE PROVISIONAL
		APPROVED ESTIMATES 2020/2021	2020/2021	REVISED ALLOCATION 2020/2021	2019/2020 (JUL TO DEC)	2020/2021 (JUL TO DEC)	2019/2020 VS PROVISIONAL 2020/2021
		\$	\$	\$	\$	\$	\$
24100EE	Interest to Non Residents	149,811,516	0	149,811,516	70,561,723	72,773,875	2,212,152
24200EE	Interest to Residents Other Than General Government	247,101,802	0	247,101,802	94,850,369	110,382,440	15,532,071
	<b>PUBLIC DEBT SERVICING - INTEREST TOTAL EXPENSES</b>	<b>396,913,318</b>	<b>0</b>	<b>396,913,318</b>	<b>165,412,092</b>	<b>183,156,315</b>	<b>17,744,223</b>

The Accounting Officer for this Head is the DIRECTOR

## [Head 028] DEPARTMENT OF INLAND REVENUE

ITEM NO.	TITLE OF ITEM	SUPPLEMENTAL ESTIMATES & VIREMENTS			PROVISIONAL ACTUAL EXPENDITURE	PROVISIONAL ACTUAL EXPENDITURE	VARIANCE PROVISIONAL
		APPROVED ESTIMATES 2020/2021	2020/2021	REVISED ALLOCATION 2020/2021	2019/2020 (JUL TO DEC)	2020/2021 (JUL TO DEC)	2019/2020 VS PROVISIONAL 2020/2021
		\$	\$	\$	\$	\$	\$
21110EE	Wages & Salaries (In Cash)	4,623,603	0	4,623,603	2,583,864	2,354,252	-229,612
21120EE	Allowances	137,100	0	137,100	77,940	48,580	-29,360
22110EE	Travel & Subsistence	21,600	0	21,600	48,246	6,000	-42,246
22410EE	Supplies & Materials	62,959	0	62,959	35,349	8,962	-26,387
22510EE	Services	488,116	0	488,116	238,572	180,795	-57,777
22610EE	Minor Capital Repairs	7,000	0	7,000	7,428	2,558	-4,870
22810EE	Special Financial Transactions	950	0	950	0	0	0
28210EE	Current Transfers N.E.C.	50,000	0	50,000	54,949	34,721	-20,228
<b>DEPARTMENT OF INLAND REVENUE TOTAL EXPENSES</b>		<b>5,391,328</b>	<b>0</b>	<b>5,391,328</b>	<b>3,046,348</b>	<b>2,635,868</b>	<b>-410,480</b>

The Accounting Officer for this Head is the CHIEF VALUATION OFFICER/CONTROLLER

## [Head 029] MINISTRY OF NATIONAL SECURITY

ITEM NO.	TITLE OF ITEM	SUPPLEMENTAL ESTIMATES & VIREMENTS			PROVISIONAL ACTUAL EXPENDITURE	PROVISIONAL ACTUAL EXPENDITURE	VARIANCE PROVISIONAL
		APPROVED ESTIMATES 2020/2021	2020/2021	REVISED ALLOCATION 2020/2021	2019/2020 (JUL TO DEC)	2020/2021 (JUL TO DEC)	2019/2020 VS PROVISIONAL 2020/2021
		\$	\$	\$	\$	\$	\$
21110EE	Wages & Salaries (In Cash)	1,378,400	0	1,378,400	718,175	818,891	100,716
21120EE	Allowances	73,400	0	73,400	11,152	33,063	21,911
22110EE	Travel & Subsistence	17,755	0	17,755	16,696	4,502	-12,194
22410EE	Supplies & Materials	33,696	0	33,696	195,518	13,586	-181,932
22510EE	Services	3,340,265	0	3,340,265	725,920	1,738,919	1,012,999
22610EE	Minor Capital Repairs	4,900	0	4,900	4,166	3,926	-240
22710EE	Operational Expenses	1,425,000	2,871,466	4,296,466	1,120,813	784,201	-336,612
22810EE	Special Financial Transactions	1,000,950	0	1,000,950	0	33,912	33,912
27210EE	Social Assistance Benefits In Cash	130,221	0	130,221	15,892	13,366	-2,526
28210EE	Current Transfers N.E.C.	12,300	0	12,300	0	0	0
<b>MINISTRY OF NATIONAL SECURITY TOTAL EXPENSES</b>		<b>7,416,887</b>	<b>2,871,466</b>	<b>10,288,353</b>	<b>2,808,332</b>	<b>3,444,366</b>	<b>636,034</b>

The Accounting Officer for this Head is the PERMANENT SECRETARY



## [Head 030] DEPARTMENT OF IMMIGRATION

ITEM NO.	TITLE OF ITEM	SUPPLEMENTAL ESTIMATES & VIREMENTS			PROVISIONAL ACTUAL EXPENDITURE	PROVISIONAL ACTUAL EXPENDITURE	VARIANCE PROVISIONAL
		APPROVED ESTIMATES 2020/2021	2020/2021	REVISED ALLOCATION 2020/2021	2019/2020 (JUL TO DEC)	2020/2021 (JUL TO DEC)	2019/2020 VS PROVISIONAL 2020/2021
		\$	\$	\$	\$	\$	\$
21110EE	Wages & Salaries (In Cash)	18,157,628	0	18,157,628	8,990,722	7,735,791	-1,254,931
21120EE	Allowances	4,563,460	0	4,563,460	2,886,923	1,699,325	-1,187,598
22110EE	Travel & Subsistence	1,124,394	0	1,124,394	442,879	463,558	20,679
22210EE	Rent	900,000	0	900,000	391,485	417,075	25,590
22410EE	Supplies & Materials	1,639,690	0	1,639,690	737,913	609,384	-128,529
22510EE	Services	5,329,168	0	5,329,168	3,468,268	224,174	-3,244,094
22610EE	Minor Capital Repairs	55,000	0	55,000	43,248	26,213	-17,035
22810EE	Special Financial Transactions	950	0	950	203	0	-203
27210EE	Social Assistance Benefits In Cash	0	0	0	38,500	0	-38,500
<b>DEPARTMENT OF IMMIGRATION TOTAL EXPENSES</b>		<b>31,770,290</b>	<b>0</b>	<b>31,770,290</b>	<b>17,000,141</b>	<b>11,175,520</b>	<b>-5,824,621</b>

The Accounting Officer for this Head is the DIRECTOR

## [Head 031] ROYAL BAHAMAS POLICE FORCE

ITEM NO.	TITLE OF ITEM	SUPPLEMENTAL ESTIMATES & VIREMENTS			PROVISIONAL ACTUAL EXPENDITURE	PROVISIONAL ACTUAL EXPENDITURE	VARIANCE PROVISIONAL
		APPROVED ESTIMATES 2020/2021	2020/2021	REVISED ALLOCATION 2020/2021	2019/2020 (JUL TO DEC)	2020/2021 (JUL TO DEC)	2019/2020 VS PROVISIONAL 2020/2021
		\$	\$	\$	\$	\$	\$
21110EE	Wages & Salaries (In Cash)	94,658,491	0	94,658,491	50,210,368	46,881,903	-3,328,465
21120EE	Allowances	14,273,958	0	14,273,958	6,674,704	7,238,280	563,576
22110EE	Travel & Subsistence	853,057	0	853,057	583,849	403,096	-180,753
22210EE	Rent	2,913,605	0	2,913,605	1,749,775	1,583,595	-166,180
22410EE	Supplies & Materials	4,106,775	0	4,106,775	1,077,990	1,509,408	431,418
22510EE	Services	4,149,016	0	4,149,016	1,936,760	1,975,051	38,291
22610EE	Minor Capital Repairs	1,082,955	0	1,082,955	862,535	581,827	-280,708
22810EE	Special Financial Transactions	950	0	950	0	0	0
27310EE	Pensions & Gratuities In Cash	10,000	0	10,000	0	0	0
28210EE	Current Transfers N.E.C.	220,000	0	220,000	135,694	86,796	-48,898
<b>ROYAL BAHAMAS POLICE FORCE TOTAL EXPENSES</b>		<b>122,268,807</b>	<b>0</b>	<b>122,268,807</b>	<b>63,231,675</b>	<b>60,259,956</b>	<b>-2,971,719</b>

The Accounting Officer for this Head is the COMMISSIONER

## [Head 032] ROYAL BAHAMAS DEFENCE FORCE

ITEM NO.	TITLE OF ITEM	SUPPLEMENTAL ESTIMATES & VIREMENTS			PROVISIONAL ACTUAL EXPENDITURE	PROVISIONAL ACTUAL EXPENDITURE	VARIANCE PROVISIONAL
		APPROVED ESTIMATES 2020/2021	2020/2021	REVISED ALLOCATION 2020/2021	2019/2020 (JUL TO DEC)	2020/2021 (JUL TO DEC)	2019/2020 VS PROVISIONAL 2020/2021
		\$	\$	\$	\$	\$	\$
21110EE	Wages & Salaries (In Cash)	46,887,368	0	46,887,368	26,214,363	23,688,072	-2,526,291
21120EE	Allowances	3,839,835	0	3,839,835	1,986,985	1,922,204	-64,781
22110EE	Travel & Subsistence	168,032	0	168,032	138,119	36,007	-102,112
22210EE	Rent	258,000	0	258,000	150,500	150,500	0
22310EE	Utilities & Communication	80,000	0	80,000	0	26,775	26,775
22410EE	Supplies & Materials	4,908,216	0	4,908,216	976,136	1,926,557	950,421
22510EE	Services	645,203	0	645,203	307,078	220,628	-86,450
22610EE	Minor Capital Repairs	1,160,000	0	1,160,000	508,399	489,446	-18,953
	<b>ROYAL BAHAMAS DEFENCE FORCE TOTAL EXPENSES</b>	<b>57,946,654</b>	<b>0</b>	<b>57,946,654</b>	<b>30,281,580</b>	<b>28,460,189</b>	<b>-1,821,391</b>

The Accounting Officer for this Head is the COMMODORE

## [Head 033] MINISTRY OF PUBLIC WORKS

ITEM NO.	TITLE OF ITEM	SUPPLEMENTAL ESTIMATES & VIREMENTS			PROVISIONAL ACTUAL EXPENDITURE	PROVISIONAL ACTUAL EXPENDITURE	VARIANCE PROVISIONAL
		APPROVED ESTIMATES 2020/2021	2020/2021	REVISED ALLOCATION 2020/2021	2019/2020 (JUL TO DEC)	2020/2021 (JUL TO DEC)	2019/2020 VS PROVISIONAL 2020/2021
		\$	\$	\$	\$	\$	\$
21110EE	Wages & Salaries (In Cash)	5,741,378	0	5,741,378	3,209,649	2,765,407	-444,242
21120EE	Allowances	425,840	0	425,840	243,223	171,038	-72,185
22110EE	Travel & Subsistence	109,900	0	109,900	50,992	53,882	2,890
22210EE	Rent	57,600	0	57,600	11,154	33,900	22,746
22310EE	Utilities & Communication	10,104,899	0	10,104,899	4,400,024	0	-4,400,024
22410EE	Supplies & Materials	3,469,937	0	3,469,937	2,073,808	388,550	-1,685,258
22510EE	Services	543,367	0	543,367	132,152	151,502	19,350
22610EE	Minor Capital Repairs	198,000	0	198,000	47,212	42,920	-4,292
22810EE	Special Financial Transactions	950	0	950	73	0	-73
25110EE	Subsidies-Public Non-Financial Corporations	20,300,000	0	20,300,000	24,523,333	15,150,000	-9,373,333
28210EE	Current Transfers N.E.C.	486,000	0	486,000	424	218,000	217,576
<b>MINISTRY OF PUBLIC WORKS TOTAL EXPENSES</b>		<b>41,437,871</b>	<b>0</b>	<b>41,437,871</b>	<b>34,692,044</b>	<b>18,975,199</b>	<b>-15,716,845</b>

The Accounting Officer for this Head is the PERMANENT SECRETARY

## *[Head 034]* DEPARTMENT OF PUBLIC WORKS

ITEM NO.	TITLE OF ITEM	SUPPLEMENTAL ESTIMATES & VIREMENTS			PROVISIONAL ACTUAL EXPENDITURE	PROVISIONAL ACTUAL EXPENDITURE	VARIANCE PROVISIONAL
		APPROVED ESTIMATES 2020/2021	2020/2021	REVISED ALLOCATION 2020/2021	2019/2020 (JUL TO DEC)	2020/2021 (JUL TO DEC)	2019/2020 VS PROVISIONAL 2020/2021
		\$	\$	\$	\$	\$	\$
21110EE	Wages & Salaries (In Cash)	15,542,654	0	15,542,654	8,705,117	7,424,859	-1,280,258
21120EE	Allowances	1,937,625	0	1,937,625	904,538	931,346	26,808
22110EE	Travel & Subsistence	19,200	0	19,200	19,461	-85	-19,546
22410EE	Supplies & Materials	13,700	0	13,700	2,961	0	-2,961
22510EE	Services	20,800	0	20,800	2,963	0	-2,963
22810EE	Special Financial Transactions	950	0	950	23	0	-23
<b>DEPARTMENT OF PUBLIC WORKS TOTAL EXPENSES</b>		<b>17,534,929</b>	<b>0</b>	<b>17,534,929</b>	<b>9,635,063</b>	<b>8,356,120</b>	<b>-1,278,943</b>

The Accounting Officer for this Head is the DIRECTOR



## [Head 035] DEPARTMENT OF EDUCATION

ITEM NO.	TITLE OF ITEM	SUPPLEMENTAL ESTIMATES & VIREMENTS			PROVISIONAL ACTUAL EXPENDITURE	PROVISIONAL ACTUAL EXPENDITURE	VARIANCE PROVISIONAL
		APPROVED ESTIMATES 2020/2021	2020/2021	REVISED ALLOCATION 2020/2021	2019/2020 (JUL TO DEC)	2020/2021 (JUL TO DEC)	2019/2020 VS PROVISIONAL 2020/2021
		\$	\$	\$	\$	\$	\$
21110EE	Wages & Salaries (In Cash)	168,181,735	2,894,300	171,076,035	87,776,063	77,068,251	-10,707,812
21120EE	Allowances	8,691,980	0	8,691,980	3,095,889	2,241,345	-854,544
22110EE	Travel & Subsistence	451,276	0	451,276	218,218	183,447	-34,771
22310EE	Utilities & Communication	244,840	0	244,840	100,492	120,395	19,903
22410EE	Supplies & Materials	4,319,204	0	4,319,204	1,232,171	1,196,302	-35,869
22510EE	Services	13,803,885	0	13,803,885	5,399,562	4,408,405	-991,157
22610EE	Minor Capital Repairs	47,600	0	47,600	10,996	17,911	6,915
22810EE	Special Financial Transactions	950	0	950	0	0	0
22950EE	School Board Expenses	34,000	0	34,000	0	0	0
27210EE	Social Assistance Benefits In Cash	5,256,619	0	5,256,619	1,177,686	565,230	-612,456
28210EE	Current Transfers N.E.C.	72,000	0	72,000	27,000	0	-27,000
<b>DEPARTMENT OF EDUCATION TOTAL EXPENSES</b>		<b>201,104,089</b>	<b>2,894,300</b>	<b>203,998,389</b>	<b>99,038,077</b>	<b>85,801,286</b>	<b>-13,236,791</b>

The Accounting Officer for this Head is the DIRECTOR

## [Head 037] DEPARTMENT OF ARCHIVES

ITEM NO.	TITLE OF ITEM	SUPPLEMENTAL ESTIMATES & VIREMENTS			PROVISIONAL ACTUAL EXPENDITURE	PROVISIONAL ACTUAL EXPENDITURE	VARIANCE PROVISIONAL
		APPROVED ESTIMATES 2020/2021	2020/2021	REVISED ALLOCATION 2020/2021	2019/2020 (JUL TO DEC)	2020/2021 (JUL TO DEC)	2019/2020 VS PROVISIONAL 2020/2021
		\$	\$	\$	\$	\$	\$
21110EE	Wages & Salaries (In Cash)	394,016	0	394,016	228,737	229,574	837
21120EE	Allowances	55,000	0	55,000	2,750	5,950	3,200
22110EE	Travel & Subsistence	7,000	0	7,000	6,945	0	-6,945
22210EE	Rent	36,600	0	36,600	36,000	36,000	0
22410EE	Supplies & Materials	21,960	0	21,960	5,671	1,463	-4,208
22510EE	Services	65,186	0	65,186	14,021	10,030	-3,991
22610EE	Minor Capital Repairs	1,850	0	1,850	364	128	-236
22810EE	Special Financial Transactions	28,965	0	28,965	15,355	4,465	-10,890
28210EE	Current Transfers N.E.C.	1,000	0	1,000	0	0	0
<b>DEPARTMENT OF ARCHIVES TOTAL EXPENSES</b>		<b>611,577</b>	<b>0</b>	<b>611,577</b>	<b>309,843</b>	<b>287,610</b>	<b>-22,233</b>

The Accounting Officer for this Head is the DIRECTOR

## [Head 038] MINISTRY OF EDUCATION

ITEM NO.	TITLE OF ITEM	SUPPLEMENTAL ESTIMATES & VIREMENTS			PROVISIONAL ACTUAL EXPENDITURE	PROVISIONAL ACTUAL EXPENDITURE	VARIANCE PROVISIONAL
		APPROVED ESTIMATES 2020/2021	2020/2021	REVISED ALLOCATION 2020/2021	2019/2020 (JUL TO DEC)	2020/2021 (JUL TO DEC)	2019/2020 VS PROVISIONAL 2020/2021
		\$	\$	\$	\$	\$	\$
21110EE	Wages & Salaries (In Cash)	7,418,746	0	7,418,746	4,057,907	3,419,678	-638,229
21120EE	Allowances	109,000	0	109,000	34,730	31,931	-2,799
22110EE	Travel & Subsistence	70,000	0	70,000	53,650	6,532	-47,118
22210EE	Rent	1,300,204	0	1,300,204	572,680	469,862	-102,818
22310EE	Utilities & Communication	1,466,369	0	1,466,369	0	109,396	109,396
22410EE	Supplies & Materials	108,040	0	108,040	26,556	16,761	-9,795
22510EE	Services	1,251,136	0	1,251,136	874,580	336,731	-537,849
22610EE	Minor Capital Repairs	19,760	0	19,760	8,374	4,309	-4,065
22710EE	Operational Expenses	475,000	0	475,000	254,500	165,000	-89,500
22810EE	Special Financial Transactions	143,900	0	143,900	34,774	10,000	-24,774
22950EE	School Board Expenses	90,000	0	90,000	30,000	45,000	15,000
25110EE	Subsidies-Public Non-Financial Corporations	36,847,886	0	36,847,886	16,191,003	18,807,276	2,616,273
25210EE	Subsidies to Private Non-Financial Enterprises	15,000,000	5,800,000	20,800,000	6,275,000	11,334,000	5,059,000
26210EE	Current Grants to International Organizations	60,000	0	60,000	45,638	0	-45,638
28210EE	Current Transfers N.E.C.	47,111,939	0	47,111,939	26,752,291	20,650,878	-6,101,413
28310EE	Premiums, Fees & Current Claims	3,420	0	3,420	0	0	0
<b>MINISTRY OF EDUCATION TOTAL EXPENSES</b>		<b>111,475,400</b>	<b>5,800,000</b>	<b>117,275,400</b>	<b>55,211,683</b>	<b>55,407,354</b>	<b>195,671</b>

The Accounting Officer for this Head is the PERMANENT SECRETARY

# [Head 040] MINISTRY OF TRANSPORT & LOCAL GOVERNMENT

ITEM NO.	TITLE OF ITEM	SUPPLEMENTAL ESTIMATES & VIREMENTS			PROVISIONAL ACTUAL EXPENDITURE	PROVISIONAL ACTUAL EXPENDITURE	VARIANCE PROVISIONAL
		APPROVED ESTIMATES 2020/2021	2020/2021	REVISED ALLOCATION 2020/2021	2019/2020 (JUL TO DEC)	2020/2021 (JUL TO DEC)	2019/2020 VS PROVISIONAL 2020/2021
		\$	\$	\$	\$	\$	\$
21110EE	Wages & Salaries (In Cash)	636,175	0	636,175	382,232	332,504	-49,728
21120EE	Allowances	46,100	0	46,100	15,000	14,958	-42
22110EE	Travel & Subsistence	13,973	0	13,973	5,890	310	-5,580
22410EE	Supplies & Materials	26,561	0	26,561	7,249	5,937	-1,312
22510EE	Services	9,431,971	0	9,431,971	4,026,335	4,630,508	604,173
22610EE	Minor Capital Repairs	3,800	0	3,800	1,469	432	-1,037
22810EE	Special Financial Transactions	950	0	950	252	187	-65
25210EE	Subsidies to Private Non-Financial Enterprises	1,000	0	1,000	0	0	0
<b>MINISTRY OF TRANSPORT &amp; LOCAL GOVERNMENT TOTAL EXPENSES</b>		<b>10,160,530</b>	<b>0</b>	<b>10,160,530</b>	<b>4,438,427</b>	<b>4,984,836</b>	<b>546,409</b>

The Accounting Officer for this Head is the PERMANENT SECRETARY

## [Head 043] MINISTRY OF SOCIAL SERVICES & URBAN DEVELOPMENT

ITEM NO.	TITLE OF ITEM	SUPPLEMENTAL ESTIMATES & VIREMENTS			PROVISIONAL ACTUAL EXPENDITURE	PROVISIONAL ACTUAL EXPENDITURE	VARIANCE PROVISIONAL
		APPROVED ESTIMATES 2020/2021	2020/2021	REVISED ALLOCATION 2020/2021	2019/2020 (JUL TO DEC)	2020/2021 (JUL TO DEC)	2019/2020 VS PROVISIONAL 2020/2021
		\$	\$	\$	\$	\$	\$
21110EE	Wages & Salaries (In Cash)	7,108,615	0	7,108,615	2,075,196	3,471,782	1,396,586
21120EE	Allowances	173,400	0	173,400	45,185	63,963	18,778
22110EE	Travel & Subsistence	359,630	0	359,630	92,212	48,370	-43,842
22210EE	Rent	133,700	0	133,700	0	35,301	35,301
22310EE	Utilities & Communication	283,200	0	283,200	0	62,744	62,744
22410EE	Supplies & Materials	366,436	0	366,436	32,806	53,749	20,943
22510EE	Services	1,442,880	-1,500	1,441,380	124,441	476,064	351,623
22610EE	Minor Capital Repairs	42,730	1,500	44,230	2,548	21,690	19,142
22710EE	Operational Expenses	528,000	0	528,000	236,786	95,333	-141,453
22810EE	Special Financial Transactions	55,950	0	55,950	17,952	1,404	-16,548
27210EE	Social Assistance Benefits In Cash	0	0	0	880	0	-880
28210EE	Current Transfers N.E.C.	504,700	0	504,700	197,033	200,600	3,567
<b>MINISTRY OF SOCIAL SERVICES &amp; URBAN DEVELOPMENT TOTAL EXPENSES</b>		<b>10,999,241</b>	<b>0</b>	<b>10,999,241</b>	<b>2,825,039</b>	<b>4,531,000</b>	<b>1,705,961</b>

The Accounting Officer for this Head is the PERMANENT SECRETARY



## [Head 044] DEPARTMENT OF SOCIAL SERVICES

ITEM NO.	TITLE OF ITEM	SUPPLEMENTAL ESTIMATES & VIREMENTS			PROVISIONAL ACTUAL EXPENDITURE	PROVISIONAL ACTUAL EXPENDITURE	VARIANCE PROVISIONAL
		APPROVED ESTIMATES 2020/2021	2020/2021	REVISED ALLOCATION 2020/2021	2019/2020 (JUL TO DEC)	2020/2021 (JUL TO DEC)	2019/2020 VS PROVISIONAL 2020/2021
		\$	\$	\$	\$	\$	\$
21110EE	Wages & Salaries (In Cash)	12,177,289	-102,000	12,075,289	6,071,840	5,755,094	-316,746
21120EE	Allowances	211,900	102,000	313,900	78,334	127,580	49,246
22110EE	Travel & Subsistence	485,200	0	485,200	242,698	216,253	-26,445
22210EE	Rent	330,000	0	330,000	113,030	137,791	24,761
22410EE	Supplies & Materials	474,618	0	474,618	54,060	38,328	-15,732
22510EE	Services	730,126	0	730,126	167,661	210,121	42,460
22610EE	Minor Capital Repairs	22,400	0	22,400	7,283	6,931	-352
22810EE	Special Financial Transactions	950	0	950	0	0	0
27210EE	Social Assistance Benefits In Cash	42,486,922	12,522,000	55,008,922	8,466,997	34,413,405	25,946,408
28210EE	Current Transfers N.E.C.	3,442,800	0	3,442,800	1,647,905	1,531,650	-116,255
<b>DEPARTMENT OF SOCIAL SERVICES TOTAL EXPENSES</b>		<b>60,362,205</b>	<b>12,522,000</b>	<b>72,884,205</b>	<b>16,849,808</b>	<b>42,437,153</b>	<b>25,587,345</b>

The Accounting Officer for this Head is the DIRECTOR

## [Head 045] DEPARTMENT OF HOUSING

ITEM NO.	TITLE OF ITEM	SUPPLEMENTAL ESTIMATES & VIREMENTS			PROVISIONAL ACTUAL EXPENDITURE	PROVISIONAL ACTUAL EXPENDITURE	VARIANCE PROVISIONAL
		APPROVED ESTIMATES 2020/2021	2020/2021	REVISED ALLOCATION 2020/2021	2019/2020 (JUL TO DEC)	2020/2021 (JUL TO DEC)	2019/2020 VS PROVISIONAL 2020/2021
		\$	\$	\$	\$	\$	\$
21110EE	Wages & Salaries (In Cash)	1,179,300	0	1,179,300	563,135	504,764	-58,371
21120EE	Allowances	26,500	0	26,500	6,900	6,400	-500
22110EE	Travel & Subsistence	21,158	0	21,158	7,971	0	-7,971
22410EE	Supplies & Materials	57,534	0	57,534	12,751	13,399	648
22510EE	Services	658,221	0	658,221	295,939	444,944	149,005
22610EE	Minor Capital Repairs	7,600	0	7,600	2,334	3,806	1,472
22810EE	Special Financial Transactions	950	0	950	54	0	-54
<b>DEPARTMENT OF HOUSING TOTAL EXPENSES</b>		<b>1,951,263</b>	<b>0</b>	<b>1,951,263</b>	<b>889,084</b>	<b>973,313</b>	<b>84,229</b>

The Accounting Officer for this Head is the PERMANENT SECRETARY

## [Head 047] MINISTRY OF YOUTH, SPORTS & CULTURE

ITEM NO.	TITLE OF ITEM	SUPPLEMENTAL ESTIMATES & VIREMENTS			PROVISIONAL ACTUAL EXPENDITURE	PROVISIONAL ACTUAL EXPENDITURE	VARIANCE PROVISIONAL
		APPROVED ESTIMATES 2020/2021	2020/2021	REVISED ALLOCATION 2020/2021	2019/2020 (JUL TO DEC)	2020/2021 (JUL TO DEC)	2019/2020 VS PROVISIONAL 2020/2021
		\$	\$	\$	\$	\$	\$
21110EE	Wages & Salaries (In Cash)	6,050,280	0	6,050,280	3,667,459	2,264,076	-1,403,383
21120EE	Allowances	281,000	0	281,000	107,169	77,364	-29,805
22110EE	Travel & Subsistence	278,760	0	278,760	15,063	358	-14,705
22210EE	Rent	64,000	0	64,000	32,569	3,600	-28,969
22410EE	Supplies & Materials	460,720	0	460,720	366,210	103,899	-262,311
22510EE	Services	2,169,180	0	2,169,180	995,480	320,851	-674,629
22610EE	Minor Capital Repairs	17,200	0	17,200	8,607	6,843	-1,764
22810EE	Special Financial Transactions	787,550	0	787,550	691,743	201,463	-490,280
22910EE	Other	152,000	0	152,000	37,065	37,954	889
25110EE	Subsidies-Public Non-Financial Corporations	1,240,000	0	1,240,000	775,000	619,998	-155,002
26210EE	Current Grants to International Organizations	6,080	0	6,080	0	0	0
28210EE	Current Transfers N.E.C.	7,431,416	0	7,431,416	4,136,760	2,128,866	-2,007,894
<b>MINISTRY OF YOUTH, SPORTS &amp; CULTURE TOTAL EXPENSES</b>		<b>18,938,186</b>	<b>0</b>	<b>18,938,186</b>	<b>10,833,125</b>	<b>5,765,272</b>	<b>-5,067,853</b>

The Accounting Officer for this Head is the PERMANENT SECRETARY

## [Head 048] DEPARTMENT OF LABOUR

ITEM NO.	TITLE OF ITEM	SUPPLEMENTAL ESTIMATES & VIREMENTS			PROVISIONAL ACTUAL EXPENDITURE	PROVISIONAL ACTUAL EXPENDITURE	VARIANCE PROVISIONAL
		APPROVED ESTIMATES 2020/2021	2020/2021	REVISED ALLOCATION 2020/2021	2019/2020 (JUL TO DEC)	2020/2021 (JUL TO DEC)	2019/2020 VS PROVISIONAL 2020/2021
		\$	\$	\$	\$	\$	\$
21110EE	Wages & Salaries (In Cash)	1,542,050	0	1,542,050	905,687	783,555	-122,132
21120EE	Allowances	133,700	0	133,700	76,160	63,261	-12,899
22110EE	Travel & Subsistence	43,000	0	43,000	11,978	651	-11,327
22210EE	Rent	87,000	0	87,000	26,940	28,290	1,350
22410EE	Supplies & Materials	43,204	0	43,204	14,294	11,729	-2,565
22510EE	Services	191,728	0	191,728	52,371	42,626	-9,745
22610EE	Minor Capital Repairs	18,794	0	18,794	5,610	3,306	-2,304
22710EE	Operational Expenses	50,000	0	50,000	15,268	19,337	4,069
22810EE	Special Financial Transactions	6,950	0	6,950	890	306	-584
28210EE	Current Transfers N.E.C.	5,000	0	5,000	0	0	0
<b>DEPARTMENT OF LABOUR TOTAL EXPENSES</b>		<b>2,121,426</b>	<b>0</b>	<b>2,121,426</b>	<b>1,109,198</b>	<b>953,061</b>	<b>-156,137</b>

The Accounting Officer for this Head is the DIRECTOR

## [Head 049] MINISTRY OF FINANCIAL SERVICES, TRADE & INDUSTRY & IMMIGRATION

ITEM NO.	TITLE OF ITEM	SUPPLEMENTAL ESTIMATES & VIREMENTS			PROVISIONAL ACTUAL EXPENDITURE	PROVISIONAL ACTUAL EXPENDITURE	VARIANCE PROVISIONAL
		APPROVED ESTIMATES 2020/2021	2020/2021	REVISED ALLOCATION 2020/2021	2019/2020 (JUL TO DEC)	2020/2021 (JUL TO DEC)	2019/2020 VS PROVISIONAL 2020/2021
		\$	\$	\$	\$	\$	\$
21110EE	Wages & Salaries (In Cash)	637,550	0	637,550	281,802	375,221	93,419
21120EE	Allowances	39,400	0	39,400	27,575	16,983	-10,592
22110EE	Travel & Subsistence	18,950	0	18,950	0	3,709	3,709
22410EE	Supplies & Materials	31,401	0	31,401	3,919	7,793	3,874
22510EE	Services	306,776	0	306,776	214,557	34,084	-180,473
22610EE	Minor Capital Repairs	5,600	0	5,600	1,902	2,266	364
22810EE	Special Financial Transactions	27,406	0	27,406	220	0	-220
26210EE	Current Grants to International Organizations	141,627	0	141,627	66,888	3,845	-63,043
28210EE	Current Transfers N.E.C.	410,000	0	410,000	225,000	180,000	-45,000
<b>MINISTRY OF FINANCIAL SERVICES, TRADE &amp; INDUSTRY &amp; IMMIGRATION TOTAL EXPENSES</b>		<b>1,618,710</b>	<b>0</b>	<b>1,618,710</b>	<b>821,863</b>	<b>623,901</b>	<b>-197,962</b>

The Accounting Officer for this Head is the PERMANENT SECRETARY



## [Head 051] POST OFFICE DEPARTMENT

ITEM NO.	TITLE OF ITEM	SUPPLEMENTAL ESTIMATES & VIREMENTS			PROVISIONAL ACTUAL EXPENDITURE	PROVISIONAL ACTUAL EXPENDITURE	VARIANCE PROVISIONAL
		APPROVED ESTIMATES 2020/2021	2020/2021	REVISED ALLOCATION 2020/2021	2019/2020 (JUL TO DEC)	2020/2021 (JUL TO DEC)	2019/2020 VS PROVISIONAL 2020/2021
		\$	\$	\$	\$	\$	\$
21110EE	Wages & Salaries (In Cash)	5,576,300	-1,440	5,574,860	2,838,599	2,504,354	-334,245
21120EE	Allowances	49,200	1,440	50,640	21,417	3,355	-18,062
22110EE	Travel & Subsistence	59,041	0	59,041	3,432	8,859	5,427
22210EE	Rent	63,960	0	63,960	14,766	24,446	9,680
22310EE	Utilities & Communication	320,000	0	320,000	0	75,182	75,182
22410EE	Supplies & Materials	100,981	0	100,981	19,666	34,994	15,328
22510EE	Services	581,938	0	581,938	151,603	188,600	36,997
22610EE	Minor Capital Repairs	19,000	0	19,000	1,670	4,009	2,339
22810EE	Special Financial Transactions	800	0	800	0	0	0
26210EE	Current Grants to International Organizations	60,000	0	60,000	0	14,259	14,259
28210EE	Current Transfers N.E.C.	6,000	0	6,000	0	0	0
<b>POST OFFICE DEPARTMENT TOTAL EXPENSES</b>		<b>6,837,220</b>	<b>0</b>	<b>6,837,220</b>	<b>3,051,153</b>	<b>2,858,058</b>	<b>-193,095</b>

The Accounting Officer for this Head is the POSTMASTER-GENERAL

## [Head 053] PORT DEPARTMENT

ITEM NO.	TITLE OF ITEM	SUPPLEMENTAL ESTIMATES & VIREMENTS			PROVISIONAL ACTUAL EXPENDITURE	PROVISIONAL ACTUAL EXPENDITURE	VARIANCE PROVISIONAL
		APPROVED ESTIMATES 2020/2021	2020/2021	REVISED ALLOCATION 2020/2021	2019/2020 (JUL TO DEC)	2020/2021 (JUL TO DEC)	2019/2020 VS PROVISIONAL 2020/2021
		\$	\$	\$	\$	\$	\$
21110EE	Wages & Salaries (In Cash)	2,455,589	0	2,455,589	1,295,730	1,052,901	-242,829
21120EE	Allowances	86,500	0	86,500	45,095	31,697	-13,398
22110EE	Travel & Subsistence	28,751	0	28,751	21,050	3,069	-17,981
22210EE	Rent	40,000	0	40,000	11,200	7,900	-3,300
22410EE	Supplies & Materials	44,256	0	44,256	28,941	10,341	-18,600
22510EE	Services	5,644,571	0	5,644,571	2,174,605	2,204,076	29,471
22610EE	Minor Capital Repairs	32,200	0	32,200	2,280	6,899	4,619
22710EE	Operational Expenses	86,000	0	86,000	0	12,410	12,410
22810EE	Special Financial Transactions	950	0	950	22	0	-22
26210EE	Current Grants to International Organizations	7,000	0	7,000	0	0	0
<b>PORT DEPARTMENT TOTAL EXPENSES</b>		<b>8,425,817</b>	<b>0</b>	<b>8,425,817</b>	<b>3,578,923</b>	<b>3,329,293</b>	<b>-249,630</b>

The Accounting Officer for this Head is the PORT CONTROLLER

## *[Head 054]* DEPARTMENT OF ROAD TRAFFIC

ITEM NO.	TITLE OF ITEM	SUPPLEMENTAL ESTIMATES & VIREMENTS			PROVISIONAL ACTUAL EXPENDITURE	PROVISIONAL ACTUAL EXPENDITURE	VARIANCE PROVISIONAL
		APPROVED ESTIMATES 2020/2021	2020/2021	REVISED ALLOCATION 2020/2021	2019/2020 (JUL TO DEC)	2020/2021 (JUL TO DEC)	2019/2020 VS PROVISIONAL 2020/2021
		\$	\$	\$	\$	\$	\$
21110EE	Wages & Salaries (In Cash)	3,443,825	0	3,443,825	2,003,327	1,615,505	-387,822
21120EE	Allowances	109,800	0	109,800	68,503	31,081	-37,422
22110EE	Travel & Subsistence	16,900	0	16,900	30,740	2,480	-28,260
22210EE	Rent	122,400	0	122,400	58,720	61,200	2,480
22410EE	Supplies & Materials	576,080	0	576,080	27,611	62,503	34,892
22510EE	Services	612,101	0	612,101	289,603	531,141	241,538
22610EE	Minor Capital Repairs	20,000	0	20,000	6,119	7,623	1,504
22810EE	Special Financial Transactions	950	0	950	195	0	-195
28210EE	Current Transfers N.E.C.	1,000	0	1,000	912	393	-519
<b>DEPARTMENT OF ROAD TRAFFIC TOTAL EXPENSES</b>		<b>4,903,056</b>	<b>0</b>	<b>4,903,056</b>	<b>2,485,730</b>	<b>2,311,926</b>	<b>-173,804</b>

The Accounting Officer for this Head is the CONTROLLER

## [Head 055] DEPARTMENT OF METEOROLOGY

ITEM NO.	TITLE OF ITEM	SUPPLEMENTAL ESTIMATES & VIREMENTS			PROVISIONAL ACTUAL EXPENDITURE	PROVISIONAL ACTUAL EXPENDITURE	VARIANCE PROVISIONAL
		APPROVED ESTIMATES 2020/2021	2020/2021	REVISED ALLOCATION 2020/2021	2019/2020 (JUL TO DEC)	2020/2021 (JUL TO DEC)	2019/2020 VS PROVISIONAL 2020/2021
		\$	\$	\$	\$	\$	\$
21110EE	Wages & Salaries (In Cash)	2,018,300	0	2,018,300	1,050,873	930,227	-120,646
21120EE	Allowances	36,500	0	36,500	7,250	7,850	600
22110EE	Travel & Subsistence	34,580	0	34,580	13,726	9,268	-4,458
22210EE	Rent	20,400	0	20,400	600	8,500	7,900
22310EE	Utilities & Communication	6,840	0	6,840	0	0	0
22410EE	Supplies & Materials	63,448	0	63,448	8,302	9,572	1,270
22510EE	Services	171,403	0	171,403	32,336	12,743	-19,593
22610EE	Minor Capital Repairs	11,400	0	11,400	3,630	4,283	653
22810EE	Special Financial Transactions	950	0	950	0	0	0
<b>DEPARTMENT OF METEOROLOGY TOTAL EXPENSES</b>		<b>2,363,821</b>	<b>0</b>	<b>2,363,821</b>	<b>1,116,717</b>	<b>982,443</b>	<b>-134,274</b>

The Accounting Officer for this Head is the DIRECTOR

## [Head 056] MINISTRY OF AGRICULTURE & MARINE RESOURCES

ITEM NO.	TITLE OF ITEM	SUPPLEMENTAL ESTIMATES & VIREMENTS			PROVISIONAL ACTUAL EXPENDITURE	PROVISIONAL ACTUAL EXPENDITURE	VARIANCE PROVISIONAL
		APPROVED ESTIMATES 2020/2021	2020/2021	REVISED ALLOCATION 2020/2021	2019/2020 (JUL TO DEC)	2020/2021 (JUL TO DEC)	2019/2020 VS PROVISIONAL 2020/2021
		\$	\$	\$	\$	\$	\$
21110EE	Wages & Salaries (In Cash)	3,243,150	0	3,243,150	1,700,311	1,545,308	-155,003
21120EE	Allowances	261,310	0	261,310	54,555	80,926	26,371
22110EE	Travel & Subsistence	147,800	0	147,800	55,102	21,222	-33,880
22410EE	Supplies & Materials	326,028	0	326,028	34,145	74,027	39,882
22510EE	Services	7,957,563	0	7,957,563	261,355	492,930	231,575
22610EE	Minor Capital Repairs	26,640	0	26,640	1,791	3,575	1,784
22710EE	Operational Expenses	310,000	0	310,000	19,089	35,067	15,978
27210EE	Social Assistance Benefits In Cash	1,420,000	0	1,420,000	988,370	4,350	-984,020
28210EE	Current Transfers N.E.C.	12,560,000	0	12,560,000	7,562,146	6,236,298	-1,325,848
	<b>MINISTRY OF AGRICULTURE &amp; MARINE RESOURCES TOTAL EXPENSES</b>	<b>26,252,491</b>	<b>0</b>	<b>26,252,491</b>	<b>10,676,864</b>	<b>8,493,703</b>	<b>-2,183,161</b>

The Accounting Officer for this Head is the PERMANENT SECRETARY

## [Head 057] DEPARTMENT OF AGRICULTURE

ITEM NO.	TITLE OF ITEM	SUPPLEMENTAL ESTIMATES & VIREMENTS			PROVISIONAL ACTUAL EXPENDITURE	PROVISIONAL ACTUAL EXPENDITURE	VARIANCE PROVISIONAL
		APPROVED ESTIMATES 2020/2021	2020/2021	REVISED ALLOCATION 2020/2021	2019/2020 (JUL TO DEC)	2020/2021 (JUL TO DEC)	2019/2020 VS PROVISIONAL 2020/2021
		\$	\$	\$	\$	\$	\$
21110EE	Wages & Salaries (In Cash)	4,381,904	0	4,381,904	2,438,867	2,016,785	-422,082
21120EE	Allowances	341,890	0	341,890	108,818	134,325	25,507
22110EE	Travel & Subsistence	28,595	0	28,595	18,807	1,134	-17,673
22210EE	Rent	20,832	0	20,832	9,300	9,300	0
22310EE	Utilities & Communication	4,500	0	4,500	0	0	0
22410EE	Supplies & Materials	362,021	-103,900	258,121	24,557	55,774	31,217
22510EE	Services	355,128	103,900	459,028	70,856	197,483	126,627
22610EE	Minor Capital Repairs	25,760	0	25,760	5,591	9,008	3,417
22710EE	Operational Expenses	5,000	0	5,000	0	0	0
<b>DEPARTMENT OF AGRICULTURE TOTAL EXPENSES</b>		<b>5,525,630</b>	<b>0</b>	<b>5,525,630</b>	<b>2,676,796</b>	<b>2,423,809</b>	<b>-252,987</b>

The Accounting Officer for this Head is the DIRECTOR



## [Head 058] DEPARTMENT OF MARINE RESOURCES

ITEM NO.	TITLE OF ITEM	SUPPLEMENTAL ESTIMATES & VIREMENTS			PROVISIONAL ACTUAL EXPENDITURE	PROVISIONAL ACTUAL EXPENDITURE	VARIANCE PROVISIONAL
		APPROVED ESTIMATES 2020/2021	2020/2021	REVISED ALLOCATION 2020/2021	2019/2020 (JUL TO DEC)	2020/2021 (JUL TO DEC)	2019/2020 VS PROVISIONAL 2020/2021
		\$	\$	\$	\$	\$	\$
21110EE	Wages & Salaries (In Cash)	2,072,450	0	2,072,450	1,014,568	897,275	-117,293
21120EE	Allowances	154,700	0	154,700	44,864	38,025	-6,839
22110EE	Travel & Subsistence	15,983	0	15,983	14,532	1,865	-12,667
22210EE	Rent	52,250	0	52,250	8,250	18,981	10,731
22410EE	Supplies & Materials	31,168	0	31,168	1,638	2,803	1,165
22510EE	Services	51,097	0	51,097	13,599	15,579	1,980
22610EE	Minor Capital Repairs	9,000	0	9,000	883	785	-98
<b>DEPARTMENT OF MARINE RESOURCES TOTAL EXPENSES</b>		<b>2,386,648</b>	<b>0</b>	<b>2,386,648</b>	<b>1,098,334</b>	<b>975,313</b>	<b>-123,021</b>

The Accounting Officer for this Head is the DIRECTOR

## [Head 060] MINISTRY OF HEALTH

ITEM NO.	TITLE OF ITEM	SUPPLEMENTAL ESTIMATES & VIREMENTS			PROVISIONAL ACTUAL EXPENDITURE	PROVISIONAL ACTUAL EXPENDITURE	VARIANCE PROVISIONAL
		APPROVED ESTIMATES 2020/2021	2020/2021	REVISED ALLOCATION 2020/2021	2019/2020 (JUL TO DEC)	2020/2021 (JUL TO DEC)	2019/2020 VS PROVISIONAL 2020/2021
		\$	\$	\$	\$	\$	\$
21110EE	Wages & Salaries (In Cash)	8,163,373	170,000	8,333,373	19,310,548	4,803,248	-14,507,300
21120EE	Allowances	223,100	162,500	385,600	2,692,082	65,985	-2,626,097
22110EE	Travel & Subsistence	155,000	0	155,000	1,908,685	7,617	-1,901,068
22210EE	Rent	25,000	0	25,000	506,924	0	-506,924
22410EE	Supplies & Materials	2,145,900	0	2,145,900	545,043	644,778	99,735
22510EE	Services	2,740,020	0	2,740,020	1,778,801	398,395	-1,380,406
22610EE	Minor Capital Repairs	25,000	0	25,000	13,482	15,539	2,057
22810EE	Special Financial Transactions	22,234,360	-332,500	21,901,860	118,650	11,528,578	11,409,928
25110EE	Subsidies-Public Non-Financial Corporations	261,455,825	0	261,455,825	133,392,755	136,131,674	2,738,919
26210EE	Current Grants to International Organizations	8,000	0	8,000	0	0	0
28210EE	Current Transfers N.E.C.	861,661	0	861,661	229,100	181,845	-47,255
<b>MINISTRY OF HEALTH TOTAL EXPENSES</b>		<b>298,037,239</b>	<b>0</b>	<b>298,037,239</b>	<b>160,496,070</b>	<b>153,777,659</b>	<b>-6,718,411</b>

The Accounting Officer for this Head is the PERMANENT SECRETARY

## [Head 065] DEPARTMENT OF ENVIRONMENTAL HEALTH SERVICES

ITEM NO.	TITLE OF ITEM	SUPPLEMENTAL ESTIMATES & VIREMENTS			PROVISIONAL ACTUAL EXPENDITURE	PROVISIONAL ACTUAL EXPENDITURE	VARIANCE PROVISIONAL
		APPROVED ESTIMATES 2020/2021	2020/2021	REVISED ALLOCATION 2020/2021	2019/2020 (JUL TO DEC)	2020/2021 (JUL TO DEC)	2019/2020 VS PROVISIONAL 2020/2021
		\$	\$	\$	\$	\$	\$
21110EE	Wages & Salaries (In Cash)	13,200,640	0	13,200,640	7,621,819	6,674,731	-947,088
21120EE	Allowances	1,631,100	0	1,631,100	755,387	749,427	-5,960
22110EE	Travel & Subsistence	110,304	0	110,304	145,314	4,590	-140,724
22210EE	Rent	450,029	0	450,029	181,949	143,269	-38,680
22410EE	Supplies & Materials	778,288	0	778,288	319,672	201,361	-118,311
22510EE	Services	39,747,038	0	39,747,038	21,463,606	18,945,646	-2,517,960
22610EE	Minor Capital Repairs	60,024	0	60,024	33,082	39,966	6,884
22810EE	Special Financial Transactions	950	0	950	0	0	0
<b>DEPARTMENT OF ENVIRONMENTAL HEALTH SERVICES TOTAL EXPENSES</b>		<b>55,978,373</b>	<b>0</b>	<b>55,978,373</b>	<b>30,520,829</b>	<b>26,758,990</b>	<b>-3,761,839</b>

The Accounting Officer for this Head is the DIRECTOR

## [Head 066] DEPARTMENT OF PUBLIC HEALTH

ITEM NO.	TITLE OF ITEM	SUPPLEMENTAL ESTIMATES & VIREMENTS			PROVISIONAL ACTUAL EXPENDITURE	PROVISIONAL ACTUAL EXPENDITURE	VARIANCE PROVISIONAL
		APPROVED ESTIMATES 2020/2021	2020/2021	REVISED ALLOCATION 2020/2021	2019/2020 (JUL TO DEC)	2020/2021 (JUL TO DEC)	2019/2020 VS PROVISIONAL 2020/2021
		\$	\$	\$	\$	\$	\$
21110EE	Wages & Salaries (In Cash)	29,915,097	0	29,915,097	0	11,625,531	11,625,531
21120EE	Allowances	7,464,000	0	7,464,000	0	2,585,961	2,585,961
22110EE	Travel & Subsistence	2,215,275	190,000	2,405,275	0	1,554,822	1,554,822
22210EE	Rent	1,204,650	0	1,204,650	0	423,838	423,838
22410EE	Supplies & Materials	1,179,910	-75,000	1,104,910	0	185,781	185,781
22510EE	Services	3,019,331	-115,000	2,904,331	0	1,038,733	1,038,733
22610EE	Minor Capital Repairs	42,000	0	42,000	0	14,326	14,326
<b>DEPARTMENT OF PUBLIC HEALTH TOTAL EXPENSES</b>		<b>45,040,263</b>	<b>0</b>	<b>45,040,263</b>	<b>0</b>	<b>17,428,992</b>	<b>17,428,992</b>

The Accounting Officer for this Head is the DIRECTOR

## [Head 067] MINISTRY OF TOURISM & AVIATION

ITEM NO.	TITLE OF ITEM	SUPPLEMENTAL ESTIMATES & VIREMENTS			PROVISIONAL ACTUAL EXPENDITURE	PROVISIONAL ACTUAL EXPENDITURE	VARIANCE PROVISIONAL
		APPROVED ESTIMATES 2020/2021	2020/2021	REVISED ALLOCATION 2020/2021	2019/2020 (JUL TO DEC)	2020/2021 (JUL TO DEC)	2019/2020 VS PROVISIONAL 2020/2021
		\$	\$	\$	\$	\$	\$
21110EE	Wages & Salaries (In Cash)	17,499,000	0	17,499,000	8,456,576	8,016,932	-439,644
21120EE	Allowances	1,331,200	0	1,331,200	912,945	535,728	-377,217
22110EE	Travel & Subsistence	176,824	0	176,824	152,161	18,749	-133,412
22210EE	Rent	1,123,000	0	1,123,000	647,878	389,207	-258,671
22310EE	Utilities & Communication	633,680	0	633,680	178,372	216,621	38,249
22410EE	Supplies & Materials	710,001	0	710,001	104,931	91,665	-13,266
22510EE	Services	30,199,032	0	30,199,032	13,811,409	6,940,219	-6,871,190
22610EE	Minor Capital Repairs	16,000	0	16,000	4,554	8,382	3,828
22710EE	Operational Expenses	627,340	0	627,340	1,685,999	50,677	-1,635,322
22810EE	Special Financial Transactions	576,000	0	576,000	249,419	219,831	-29,588
25110EE	Subsidies-Public Non-Financial Corporations	19,000,000	15,885,000	34,885,000	11,751,629	34,801,926	23,050,297
25210EE	Subsidies to Private Non-Financial Enterprises	760,000	0	760,000	196,743	300,000	103,257
26210EE	Current Grants to International Organizations	256,434	0	256,434	0	0	0
27310EE	Pensions & Gratuities In Cash	2,348,100	0	2,348,100	366,455	609,834	243,379
28210EE	Current Transfers N.E.C.	27,531,550	0	27,531,550	13,742,701	17,202,758	3,460,057
28310EE	Premiums, Fees & Current Claims	3,269,760	0	3,269,760	1,072,153	1,509,239	437,086
<b>MINISTRY OF TOURISM &amp; AVIATION TOTAL EXPENSES</b>		<b>106,057,921</b>	<b>15,885,000</b>	<b>121,942,921</b>	<b>53,333,925</b>	<b>70,911,768</b>	<b>17,577,843</b>

The Accounting Officer for this Head is the PERMANENT SECRETARY

## [Head 070] MINISTRY OF LABOUR

ITEM NO.	TITLE OF ITEM	SUPPLEMENTAL ESTIMATES & VIREMENTS			PROVISIONAL ACTUAL EXPENDITURE	PROVISIONAL ACTUAL EXPENDITURE	VARIANCE PROVISIONAL
		APPROVED ESTIMATES 2020/2021	2020/2021	REVISED ALLOCATION 2020/2021	2019/2020 (JUL TO DEC)	2020/2021 (JUL TO DEC)	2019/2020 VS PROVISIONAL 2020/2021
		\$	\$	\$	\$	\$	\$
21110EE	Wages & Salaries (In Cash)	2,977,068	0	2,977,068	1,483,211	1,318,009	-165,202
21120EE	Allowances	61,888	0	61,888	13,242	12,015	-1,227
22110EE	Travel & Subsistence	182,823	0	182,823	55,464	45,291	-10,173
22410EE	Supplies & Materials	88,552	0	88,552	31,671	30,538	-1,133
22510EE	Services	545,709	0	545,709	193,165	171,629	-21,536
22610EE	Minor Capital Repairs	5,000	0	5,000	0	1,401	1,401
22710EE	Operational Expenses	848,458	0	848,458	509,179	559,982	50,803
22810EE	Special Financial Transactions	51,825	0	51,825	17,376	11,444	-5,932
22910EE	Other	1,575,000	0	1,575,000	202,414	190,059	-12,355
25110EE	Subsidies-Public Non-Financial Corporations	237,500	0	237,500	104,500	156,750	52,250
28210EE	Current Transfers N.E.C.	234,320	0	234,320	143,558	144,300	742
<b>MINISTRY OF LABOUR TOTAL EXPENSES</b>		<b>6,808,143</b>	<b>0</b>	<b>6,808,143</b>	<b>2,753,780</b>	<b>2,641,418</b>	<b>-112,362</b>

The Accounting Officer for this Head is the PERMANENT SECRETARY



## [Head 072] MINISTRY OF THE ENVIRONMENT & HOUSING

ITEM NO.	TITLE OF ITEM	SUPPLEMENTAL ESTIMATES & VIREMENTS			PROVISIONAL ACTUAL EXPENDITURE	PROVISIONAL ACTUAL EXPENDITURE	VARIANCE PROVISIONAL
		APPROVED ESTIMATES 2020/2021	2020/2021	REVISED ALLOCATION 2020/2021	2019/2020 (JUL TO DEC)	2020/2021 (JUL TO DEC)	2019/2020 VS PROVISIONAL 2020/2021
		\$	\$	\$	\$	\$	\$
21110EE	Wages & Salaries (In Cash)	9,212,164	0	9,212,164	5,262,524	4,547,037	-715,487
21120EE	Allowances	991,100	0	991,100	437,795	413,811	-23,984
22110EE	Travel & Subsistence	129,854	0	129,854	81,705	7,320	-74,385
22410EE	Supplies & Materials	53,534	0	53,534	15,960	7,460	-8,500
22510EE	Services	487,193	0	487,193	191,792	81,798	-109,994
22610EE	Minor Capital Repairs	3,800	0	3,800	2,086	804	-1,282
22710EE	Operational Expenses	100,000	0	100,000	19,229	7,112	-12,117
22810EE	Special Financial Transactions	60,950	0	60,950	67,272	178	-67,094
28210EE	Current Transfers N.E.C.	15,232,400	0	15,232,400	12,277,157	12,678,320	401,163
	<b>MINISTRY OF THE ENVIRONMENT &amp; HOUSING TOTAL EXPENSES</b>	<b>26,270,995</b>	<b>0</b>	<b>26,270,995</b>	<b>18,355,520</b>	<b>17,743,840</b>	<b>-611,680</b>

The Accounting Officer for this Head is the PERMANENT SECRETARY

## [Head 073] DEPARTMENT OF TRANSFORMATION & DIGITIZATION

ITEM NO.	TITLE OF ITEM	SUPPLEMENTAL ESTIMATES & VIREMENTS			PROVISIONAL ACTUAL EXPENDITURE	PROVISIONAL ACTUAL EXPENDITURE	VARIANCE PROVISIONAL
		APPROVED ESTIMATES 2020/2021	2020/2021	REVISED ALLOCATION 2020/2021	2019/2020 (JUL TO DEC)	2020/2021 (JUL TO DEC)	2019/2020 VS PROVISIONAL 2020/2021
		\$	\$	\$	\$	\$	\$
21110EE	Wages & Salaries (In Cash)	2,926,050	0	2,926,050	1,457,319	1,332,688	-124,631
21120EE	Allowances	117,640	0	117,640	28,744	23,631	-5,113
22110EE	Travel & Subsistence	63,900	0	63,900	10,854	0	-10,854
22310EE	Utilities & Communication	39,773,381	0	39,773,381	4,623,955	14,339,139	9,715,184
22410EE	Supplies & Materials	291,771	0	291,771	22,747	6,996	-15,751
22510EE	Services	5,801,435	0	5,801,435	2,103,604	1,534,549	-569,055
22610EE	Minor Capital Repairs	4,560	0	4,560	653	427	-226
28210EE	Current Transfers N.E.C.	119,000	0	119,000	3,898	0	-3,898
<b>DEPARTMENT OF TRANSFORMATION &amp; DIGITIZATION TOTAL EXPENSES</b>		<b>49,097,737</b>	<b>0</b>	<b>49,097,737</b>	<b>8,251,774</b>	<b>17,237,430</b>	<b>8,985,656</b>

The Accounting Officer for this Head is the PERMANENT SECRETARY

## [Head 074] MINISTRY FOR GRAND BAHAMA

ITEM NO.	TITLE OF ITEM	SUPPLEMENTAL ESTIMATES & VIREMENTS			PROVISIONAL ACTUAL EXPENDITURE	PROVISIONAL ACTUAL EXPENDITURE	VARIANCE PROVISIONAL
		APPROVED ESTIMATES 2020/2021	2020/2021	REVISED ALLOCATION 2020/2021	2019/2020 (JUL TO DEC)	2020/2021 (JUL TO DEC)	2019/2020 VS PROVISIONAL 2020/2021
		\$	\$	\$	\$	\$	\$
21110EE	Wages & Salaries (In Cash)	2,063,450	0	2,063,450	738,704	349,590	-389,114
21120EE	Allowances	119,900	0	119,900	85,208	32,457	-52,751
22110EE	Travel & Subsistence	141,350	0	141,350	58,031	2,115	-55,916
22310EE	Utilities & Communication	4,775,000	0	4,775,000	1,369,309	1,498,815	129,506
22410EE	Supplies & Materials	509,500	0	509,500	249,335	100,488	-148,847
22510EE	Services	1,628,450	0	1,628,450	579,616	84,454	-495,162
22610EE	Minor Capital Repairs	20,000	0	20,000	6,598	7,418	820
22810EE	Special Financial Transactions	275,950	0	275,950	128,118	115,832	-12,286
25210EE	Subsidies to Private Non-Financial Enterprises	250,000	0	250,000	117,682	5,000	-112,682
27210EE	Social Assistance Benefits In Cash	10,000	0	10,000	0	0	0
<b>MINISTRY FOR GRAND BAHAMA TOTAL EXPENSES</b>		<b>9,793,600</b>	<b>0</b>	<b>9,793,600</b>	<b>3,332,601</b>	<b>2,196,169</b>	<b>-1,136,432</b>

The Accounting Officer for this Head is the PERMANENT SECRETARY

## [Head 075] MINISTRY OF DISASTER PREPAREDNESS, MANAGEMENT & RECONSTRUCTION

ITEM NO.	TITLE OF ITEM	SUPPLEMENTAL ESTIMATES & VIREMENTS			PROVISIONAL ACTUAL EXPENDITURE	PROVISIONAL ACTUAL EXPENDITURE	VARIANCE PROVISIONAL
		APPROVED ESTIMATES 2020/2021	2020/2021	REVISED ALLOCATION 2020/2021	2019/2020 (JUL TO DEC)	2020/2021 (JUL TO DEC)	2019/2020 VS PROVISIONAL 2020/2021
		\$	\$	\$	\$	\$	\$
21110EE	Wages & Salaries (In Cash)	150,000	0	150,000	0	0	0
21120EE	Allowances	92,600	0	92,600	0	0	0
22110EE	Travel & Subsistence	58,200	0	58,200	0	552	552
22410EE	Supplies & Materials	54,500	0	54,500	0	3,705	3,705
22510EE	Services	10,120,800	8,800,179	18,920,979	0	14,302,782	14,302,782
22610EE	Minor Capital Repairs	10,000	0	10,000	0	378	378
22710EE	Operational Expenses	500,000	0	500,000	0	328,344	328,344
22810EE	Special Financial Transactions	50,000	-18,000	32,000	0	0	0
28210EE	Current Transfers N.E.C.	200,000	18,000	218,000	0	218,000	218,000
	<b>MINISTRY OF DISASTER PREPAREDNESS, MANAGEMENT &amp; RECONSTRUCTION TOTAL EXPENSES</b>	<b>11,236,100</b>	<b>8,800,179</b>	<b>20,036,279</b>	<b>0</b>	<b>14,853,761</b>	<b>14,853,761</b>

The Accounting Officer for this Head is the PERMANENT SECRETARY

## [Head 076] OFFICE OF THE DIRECTOR OF PUBLIC PROSECUTIONS

ITEM NO.	TITLE OF ITEM	SUPPLEMENTAL ESTIMATES & VIREMENTS			PROVISIONAL ACTUAL EXPENDITURE	PROVISIONAL ACTUAL EXPENDITURE	VARIANCE PROVISIONAL
		APPROVED ESTIMATES 2020/2021	2020/2021	REVISED ALLOCATION 2020/2021	2019/2020 (JUL TO DEC)	2020/2021 (JUL TO DEC)	2019/2020 VS PROVISIONAL 2020/2021
		\$	\$	\$	\$	\$	\$
21110EE	Wages & Salaries (In Cash)	2,253,482	0	2,253,482	0	580,330	580,330
21120EE	Allowances	462,600	0	462,600	0	76,565	76,565
22110EE	Travel & Subsistence	66,000	0	66,000	0	130	130
22210EE	Rent	30,000	0	30,000	0	0	0
22410EE	Supplies & Materials	22,560	0	22,560	0	8,193	8,193
22510EE	Services	62,760	0	62,760	0	20,607	20,607
22610EE	Minor Capital Repairs	15,000	0	15,000	0	1,627	1,627
27210EE	Social Assistance Benefits In Cash	30,000	0	30,000	0	0	0
<b>OFFICE OF THE DIRECTOR OF PUBLIC PROSECUTIONS TOTAL EXPENSES</b>		<b>2,942,402</b>	<b>0</b>	<b>2,942,402</b>	<b>0</b>	<b>687,452</b>	<b>687,452</b>

The Accounting Officer for this Head is the DIRECTOR

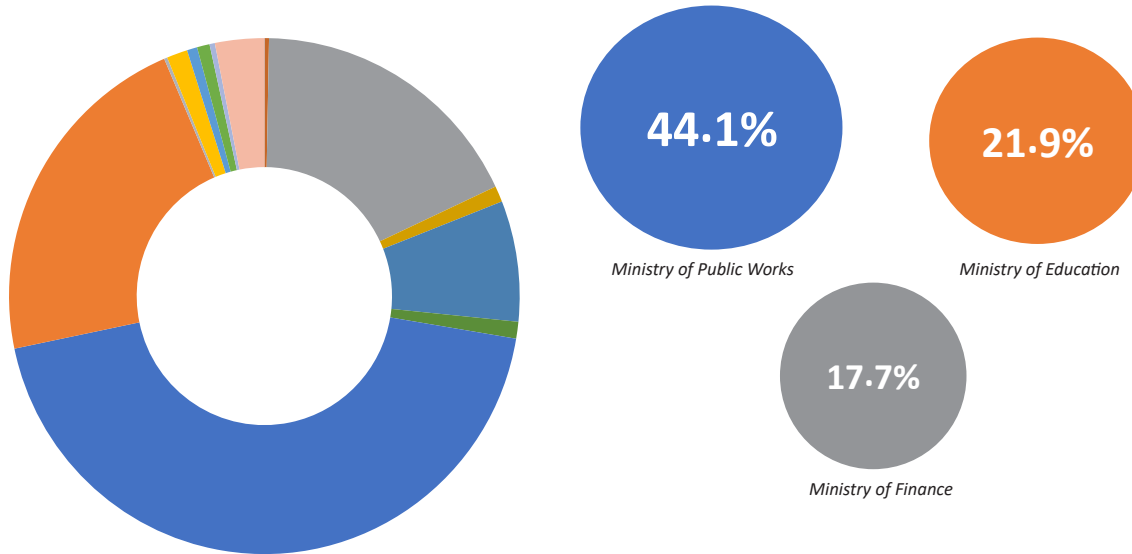
# [HEAD 001-076] RECURRENT EXPENDITURE HEAD SUMMARY

ITEM NO.	TITLE OF ITEM	APPROVED ESTIMATES 2020/2021 \$	SUPPLEMENTAL ESTIMATES & VIREMENTS 2020/2021 \$	REVISED ALLOCATION 2020/2021 \$	PROVISIONAL ACTUAL EXPENDITURE 2019/2020 (JUL TO DEC) \$	PROVISIONAL ACTUAL EXPENDITURE 2020/2021 (JUL TO DEC) \$	VARIANCE PROVISIONAL 2019/2020 VS PROVISIONAL 2020/2021 \$
GRAND TOTAL		2,574,104,525	74,510,685	2,648,615,210	1,178,767,792	1,298,285,900	119,518,108





## CAPITAL EXPENDITURE GRAPH



HEAD NO.	MINISTRY/DEPARTMENT	\$	%
7	Office of the Attorney General & Ministry of Legal Affairs	20,500	0.0%
13	Ministry Of Foreign Affairs	298,626	0.3%
21	Ministry Of Finance	19,390,577	17.7%
23	Customs Department	1,098,710	1.0%
29	Ministry of National Security	8,272,244	7.6%
32	Royal Bahamas Defence Force	1,152,427	1.1%
33	Ministry of Public Works	48,216,835	44.1%
38	Minsitry of Education	23,894,038	21.8%
56	Department of Agriculture & Marine Resources	226,030	0.2%
60	Ministry of Health	1,441,647	1.3%
72	Minsitry of the Environment & Housing	707,839	0.6%
73	Department of Transformation & Digitization	870,705	0.8%
74	Ministry for Grand Bahama	371,983	0.3%
75	Ministry of Disaster Preparedness, Management & Reconstruction	3,401,464	3.1%
		109,363,625	100.0%

## SUMMARY OF AGENCIES CAPITAL EXPENDITURES

ITEM NO.	TITLE OF ITEM	SUPPLEMENTAL ESTIMATES & VIREMENTS			PROVISIONAL ACTUAL EXPENDITURE	PROVISIONAL ACTUAL EXPENDITURE	VARIANCE PROVISIONAL
		APPROVED ESTIMATES 2020/2021	2020/2021	REVISED ALLOCATION 2020/2021	2019/2020 (JUL TO DEC)	2020/2021 (JUL TO DEC)	2019/2020 VS PROVISIONAL 2020/2021
		\$	\$	\$	\$	\$	\$
007	OFFICE OF THE ATTORNEY GENERAL AND MINISTRY OF LEGAL AFFAIRS	2,170,000	0	2,170,000	0	20,500	20,500
013	MINISTRY OF FOREIGN AFFAIRS	2,500,000	0	2,500,000	0	298,626	298,626
021	MINISTRY OF FINANCE	180,913,170	0	180,913,170	36,620,215	19,390,577	-17,229,638
023	CUSTOMS DEPARTMENT	2,500,000	0	2,500,000	396,933	1,098,710	701,777
029	MINISTRY OF NATIONAL SECURITY	20,000,000	610,980	20,610,980	4,002,513	8,272,244	4,269,731
032	ROYAL BAHAMAS DEFENCE FORCE	10,000,000	0	10,000,000	1,103,278	1,152,427	49,149
033	MINISTRY OF PUBLIC WORKS	151,097,521	0	151,097,521	37,789,309	48,216,835	10,427,526
038	MINISTRY OF EDUCATION	66,896,888	0	66,896,888	35,257,215	23,894,038	-11,363,177
040	MINISTRY OF TRANSPORT & LOCAL GOVERNMENT	500,000	0	500,000	35,280	0	-35,280
045	DEPARTMENT OF HOUSING	0	0	0	141,358	0	-141,358
056	MINISTRY OF AGRICULTURE & MARINE RESOURCES	3,589,000	0	3,589,000	69,583	226,030	156,447
060	MINISTRY OF HEALTH	39,000,000	0	39,000,000	509,739	1,441,647	931,908
067	MINISTRY OF TOURISM & AVIATION	4,010,000	0	4,010,000	0	0	0
072	MINISTRY OF THE ENVIRONMENT & HOUSING	11,848,000	0	11,848,000	678,977	707,839	28,862
073	DEPARTMENT OF TRANSFORMATION & DIGITIZATION	12,000,000	0	12,000,000	138,670	870,705	732,035
074	MINISTRY FOR GRAND BAHAMA	2,000,000	0	2,000,000	0	371,983	371,983
075	MINISTRY OF DISASTER PREPAREDNESS, MANAGEMENT & RECONSTRUCTION	6,500,000	1,462,174	7,962,174	0	3,401,464	3,401,464
<b>GRAND TOTAL</b>		<b>515,524,579</b>	<b>2,073,154</b>	<b>517,597,733</b>	<b>116,743,070</b>	<b>109,363,625</b>	<b>-7,379,445</b>

## CAPITAL EXPENDITURES BY BLOCK

ITEM NO.	TITLE OF ITEM	SUPPLEMENTAL ESTIMATES & VIREMENTS			PROVISIONAL ACTUAL EXPENDITURE	PROVISIONAL ACTUAL EXPENDITURE	VARIANCE PROVISIONAL
		APPROVED ESTIMATES 2020/2021	2020/2021	REVISED ALLOCATION 2020/2021	2019/2020 (JUL TO DEC)	2020/2021 (JUL TO DEC)	2019/2020 VS PROVISIONAL 2020/2021
		\$	\$	\$	\$	\$	\$
28220EE	Capital Transfers N.E.C.	203,011,856	1,462,174	204,474,030	43,302,947	25,823,671	-17,479,276
31110EE	Buildings & Structures	248,266,734	-49,550	248,217,184	62,974,636	66,900,173	3,925,537
31120EE	Machinery & Equipment	37,262,212	660,530	37,922,742	8,402,143	11,245,353	2,843,210
31130EE	Other Fixed Assets	22,219,607	0	22,219,607	2,063,343	5,394,426	3,331,083
31410EE	Land	4,764,170	0	4,764,170	0	0	0
<b>GRAND TOTAL</b>		<b>515,524,579</b>	<b>2,073,154</b>	<b>517,597,733</b>	<b>116,743,069</b>	<b>109,363,623</b>	<b>-7,379,446</b>

## *[Head 007]* OFFICE OF THE ATTORNEY GENERAL AND MINISTRY OF LEGAL AFFAIRS

ITEM NO.	TITLE OF ITEM	SUPPLEMENTAL ESTIMATES & VIREMENTS			PROVISIONAL ACTUAL EXPENDITURE	PROVISIONAL ACTUAL EXPENDITURE	VARIANCE PROVISIONAL
		APPROVED ESTIMATES 2020/2021	2020/2021	REVISED ALLOCATION 2020/2021	2019/2020 (JUL TO DEC)	2020/2021 (JUL TO DEC)	2019/2020 VS PROVISIONAL 2020/2021
		\$	\$	\$	\$	\$	\$
31110EE	Buildings & Structures	670,000	0	670,000	0	0	0
31120EE	Machinery & Equipment	1,500,000	0	1,500,000	0	20,500	20,500
<b>OFFICE OF THE ATTORNEY GENERAL AND MINISTRY OF LEGAL AFFAIRS TOTAL EXPENSES</b>		<b>2,170,000</b>	<b>0</b>	<b>2,170,000</b>	<b>0</b>	<b>20,500</b>	<b>20,500</b>

The Accounting Officer for this Head is the PERMANENT SECRETARY

## [Head 013] MINISTRY OF FOREIGN AFFAIRS

ITEM NO.	TITLE OF ITEM	SUPPLEMENTAL ESTIMATES & VIREMENTS			PROVISIONAL ACTUAL EXPENDITURE	PROVISIONAL ACTUAL EXPENDITURE	VARIANCE PROVISIONAL
		APPROVED ESTIMATES 2020/2021	2020/2021	REVISED ALLOCATION 2020/2021	2019/2020 (JUL TO DEC)	2020/2021 (JUL TO DEC)	2019/2020 VS PROVISIONAL 2020/2021
		\$	\$	\$	\$	\$	\$
31110EE	Buildings & Structures	1,900,000	0	1,900,000	0	0	0
31120EE	Machinery & Equipment	600,000	0	600,000	0	298,626	298,626
	<b>MINISTRY OF FOREIGN AFFAIRS TOTAL EXPENSES</b>	<b>2,500,000</b>	<b>0</b>	<b>2,500,000</b>	<b>0</b>	<b>298,626</b>	<b>298,626</b>

The Accounting Officer for this Head is the PERMANENT SECRETARY

## [Head 021] MINISTRY OF FINANCE

ITEM NO.	TITLE OF ITEM	SUPPLEMENTAL ESTIMATES & VIREMENTS			PROVISIONAL ACTUAL EXPENDITURE	PROVISIONAL ACTUAL EXPENDITURE	VARIANCE PROVISIONAL
		APPROVED ESTIMATES 2020/2021	2020/2021	REVISED ALLOCATION 2020/2021	2019/2020 (JUL TO DEC)	2020/2021 (JUL TO DEC)	2019/2020 VS PROVISIONAL 2020/2021
		\$	\$	\$	\$	\$	\$
28220EE	Capital Transfers N.E.C.	156,899,000	0	156,899,000	34,708,916	17,899,739	-16,809,177
31110EE	Buildings & Structures	13,000,000	0	13,000,000	0	0	0
31120EE	Machinery & Equipment	2,750,000	0	2,750,000	60,560	32,998	-27,562
31130EE	Other Fixed Assets	3,500,000	0	3,500,000	1,850,738	1,457,840	-392,898
31410EE	Land	4,764,170	0	4,764,170	0	0	0
<b>MINISTRY OF FINANCE TOTAL EXPENSES</b>		<b>180,913,170</b>	<b>0</b>	<b>180,913,170</b>	<b>36,620,214</b>	<b>19,390,577</b>	<b>-17,229,637</b>

The Accounting Officer for this Head is the FINANCIAL SECRETARY

## [Head 023] CUSTOMS DEPARTMENT

ITEM NO.	TITLE OF ITEM	SUPPLEMENTAL ESTIMATES & VIREMENTS			PROVISIONAL ACTUAL EXPENDITURE	PROVISIONAL ACTUAL EXPENDITURE	VARIANCE PROVISIONAL
		APPROVED ESTIMATES 2020/2021	2020/2021	REVISED ALLOCATION 2020/2021	2019/2020 (JUL TO DEC)	2020/2021 (JUL TO DEC)	2019/2020 VS PROVISIONAL 2020/2021
		\$	\$	\$	\$	\$	\$
28220EE	Capital Transfers N.E.C.	0	0	0	396,933	0	-396,933
31110EE	Buildings & Structures	1,130,000	0	1,130,000	0	29,044	29,044
31120EE	Machinery & Equipment	1,370,000	0	1,370,000	0	1,069,666	1,069,666
<b>CUSTOMS DEPARTMENT TOTAL EXPENSES</b>		<b>2,500,000</b>	<b>0</b>	<b>2,500,000</b>	<b>396,933</b>	<b>1,098,710</b>	<b>701,777</b>

The Accounting Officer for this Head is the COMPTROLLER

## [Head 029] MINISTRY OF NATIONAL SECURITY

ITEM NO.	TITLE OF ITEM	SUPPLEMENTAL ESTIMATES & VIREMENTS			PROVISIONAL ACTUAL EXPENDITURE	PROVISIONAL ACTUAL EXPENDITURE	VARIANCE PROVISIONAL
		APPROVED ESTIMATES 2020/2021	2020/2021	REVISED ALLOCATION 2020/2021	2019/2020 (JUL TO DEC)	2020/2021 (JUL TO DEC)	2019/2020 VS PROVISIONAL 2020/2021
		\$	\$	\$	\$	\$	\$
31110EE	Buildings & Structures	1,848,721	0	1,848,721	0	0	0
31120EE	Machinery & Equipment	18,051,279	610,980	18,662,259	4,002,513	8,272,244	4,269,731
31130EE	Other Fixed Assets	100,000	0	100,000	0	0	0
<b>MINISTRY OF NATIONAL SECURITY TOTAL EXPENSES</b>		<b>20,000,000</b>	<b>610,980</b>	<b>20,610,980</b>	<b>4,002,513</b>	<b>8,272,244</b>	<b>4,269,731</b>

The Accounting Officer for this Head is the PERMANENT SECRETARY



## *[Head 032]* ROYAL BAHAMAS DEFENCE FORCE

ITEM NO.	TITLE OF ITEM	SUPPLEMENTAL ESTIMATES & VIREMENTS			PROVISIONAL ACTUAL EXPENDITURE	PROVISIONAL ACTUAL EXPENDITURE	VARIANCE PROVISIONAL
		APPROVED ESTIMATES 2020/2021	2020/2021	REVISED ALLOCATION 2020/2021	2019/2020 (JUL TO DEC)	2020/2021 (JUL TO DEC)	2019/2020 VS PROVISIONAL 2020/2021
		\$	\$	\$	\$	\$	\$
31110EE	Buildings & Structures	3,919,750	0	3,919,750	396,101	255,453	-140,648
31120EE	Machinery & Equipment	6,080,250	0	6,080,250	707,177	896,975	189,798
<b>ROYAL BAHAMAS DEFENCE FORCE TOTAL EXPENSES</b>		<b>10,000,000</b>	<b>0</b>	<b>10,000,000</b>	<b>1,103,278</b>	<b>1,152,428</b>	<b>49,150</b>

The Accounting Officer for this Head is the COMMODORE

## *[Head 033]* MINISTRY OF PUBLIC WORKS

ITEM NO.	TITLE OF ITEM	SUPPLEMENTAL ESTIMATES & VIREMENTS			PROVISIONAL ACTUAL EXPENDITURE	PROVISIONAL ACTUAL EXPENDITURE	VARIANCE PROVISIONAL
		APPROVED ESTIMATES 2020/2021	2020/2021	REVISED ALLOCATION 2020/2021	2019/2020 (JUL TO DEC)	2020/2021 (JUL TO DEC)	2019/2020 VS PROVISIONAL 2020/2021
		\$	\$	\$	\$	\$	\$
28220EE	Capital Transfers N.E.C.	18,742,856	0	18,742,856	6,103,881	3,313,412	-2,790,469
31110EE	Buildings & Structures	127,618,665	0	127,618,665	31,123,928	44,473,709	13,349,781
31120EE	Machinery & Equipment	2,736,000	0	2,736,000	487,565	379,714	-107,851
31130EE	Other Fixed Assets	2,000,000	0	2,000,000	73,935	50,000	-23,935
<b>MINISTRY OF PUBLIC WORKS TOTAL EXPENSES</b>		<b>151,097,521</b>	<b>0</b>	<b>151,097,521</b>	<b>37,789,309</b>	<b>48,216,835</b>	<b>10,427,526</b>

The Accounting Officer for this Head is the PERMANENT SECRETARY

## [Head 038] MINISTRY OF EDUCATION

ITEM NO.	TITLE OF ITEM	SUPPLEMENTAL ESTIMATES & VIREMENTS			PROVISIONAL ACTUAL EXPENDITURE	PROVISIONAL ACTUAL EXPENDITURE	VARIANCE PROVISIONAL
		APPROVED ESTIMATES 2020/2021	2020/2021	REVISED ALLOCATION 2020/2021	2019/2020 (JUL TO DEC)	2020/2021 (JUL TO DEC)	2019/2020 VS PROVISIONAL 2020/2021
		\$	\$	\$	\$	\$	\$
28220EE	Capital Transfers N.E.C.	3,870,000	0	3,870,000	1,500,000	139,153	-1,360,847
31110EE	Buildings & Structures	48,747,558	0	48,747,558	30,682,469	19,791,641	-10,890,828
31120EE	Machinery & Equipment	2,750,683	0	2,750,683	3,074,745	137,371	-2,937,374
31130EE	Other Fixed Assets	11,528,647	0	11,528,647	0	3,825,872	3,825,872
<b>MINISTRY OF EDUCATION TOTAL EXPENSES</b>		<b>66,896,888</b>	<b>0</b>	<b>66,896,888</b>	<b>35,257,214</b>	<b>23,894,037</b>	<b>-11,363,177</b>

The Accounting Officer for this Head is the PERMANENT SECRETARY

## [Head 040] MINISTRY OF TRANSPORT & LOCAL GOVERNMENT

ITEM NO.	TITLE OF ITEM	SUPPLEMENTAL ESTIMATES & VIREMENTS			PROVISIONAL ACTUAL EXPENDITURE	PROVISIONAL ACTUAL EXPENDITURE	VARIANCE PROVISIONAL
		APPROVED ESTIMATES 2020/2021	2020/2021	REVISED ALLOCATION 2020/2021	2019/2020 (JUL TO DEC)	2020/2021 (JUL TO DEC)	2019/2020 VS PROVISIONAL 2020/2021
		\$	\$	\$	\$	\$	\$
31110EE	Buildings & Structures	274,040	0	274,040	35,280	0	-35,280
31120EE	Machinery & Equipment	35,000	0	35,000	0	0	0
31130EE	Other Fixed Assets	190,960	0	190,960	0	0	0
	<b>MINISTRY OF TRANSPORT &amp; LOCAL GOVERNMENT TOTAL EXPENSES</b>	<b>500,000</b>	<b>0</b>	<b>500,000</b>	<b>35,280</b>	<b>0</b>	<b>-35,280</b>

The Accounting Officer for this Head is the PERMANENT SECRETARY

## *[Head 045]* DEPARTMENT OF HOUSING

ITEM NO.	TITLE OF ITEM	SUPPLEMENTAL ESTIMATES & VIREMENTS			PROVISIONAL ACTUAL EXPENDITURE	PROVISIONAL ACTUAL EXPENDITURE	VARIANCE PROVISIONAL
		APPROVED ESTIMATES 2020/2021	2020/2021	REVISED ALLOCATION 2020/2021	2019/2020 (JUL TO DEC)	2020/2021 (JUL TO DEC)	2019/2020 VS PROVISIONAL 2020/2021
		\$	\$	\$	\$	\$	\$
31110EE	Buildings & Structures	0	0	0	141,358	0	-141,358
<b>DEPARTMENT OF HOUSING TOTAL EXPENSES</b>		<b>0</b>	<b>0</b>	<b>0</b>	<b>141,358</b>	<b>0</b>	<b>-141,358</b>

The Accounting Officer for this Head is the PERMANENT SECRETARY

## [Head 056] MINISTRY OF AGRICULTURE & MARINE RESOURCES

ITEM NO.	TITLE OF ITEM	SUPPLEMENTAL ESTIMATES & VIREMENTS			PROVISIONAL ACTUAL EXPENDITURE	PROVISIONAL ACTUAL EXPENDITURE	VARIANCE PROVISIONAL
		APPROVED ESTIMATES 2020/2021	2020/2021	REVISED ALLOCATION 2020/2021	2019/2020 (JUL TO DEC)	2020/2021 (JUL TO DEC)	2019/2020 VS PROVISIONAL 2020/2021
		\$	\$	\$	\$	\$	\$
31110EE	Buildings & Structures	3,450,000	-19,550	3,430,450	0	88,770	88,770
31120EE	Machinery & Equipment	139,000	19,550	158,550	69,583	137,260	67,677
	<b>MINISTRY OF AGRICULTURE &amp; MARINE RESOURCES TOTAL EXPENSES</b>	<b>3,589,000</b>	<b>0</b>	<b>3,589,000</b>	<b>69,583</b>	<b>226,030</b>	<b>156,447</b>

The Accounting Officer for this Head is the PERMANENT SECRETARY

## [Head 060] MINISTRY OF HEALTH

ITEM NO.	TITLE OF ITEM	SUPPLEMENTAL ESTIMATES & VIREMENTS			PROVISIONAL ACTUAL EXPENDITURE	PROVISIONAL ACTUAL EXPENDITURE	VARIANCE PROVISIONAL
		APPROVED ESTIMATES 2020/2021	2020/2021	REVISED ALLOCATION 2020/2021	2019/2020 (JUL TO DEC)	2020/2021 (JUL TO DEC)	2019/2020 VS PROVISIONAL 2020/2021
		\$	\$	\$	\$	\$	\$
28220EE	Capital Transfers N.E.C.	9,000,000	0	9,000,000	0	0	0
31110EE	Buildings & Structures	30,000,000	-30,000	29,970,000	509,739	1,441,647	931,908
31120EE	Machinery & Equipment	0	30,000	30,000	0	0	0
<b>MINISTRY OF HEALTH TOTAL EXPENSES</b>		<b>39,000,000</b>	<b>0</b>	<b>39,000,000</b>	<b>509,739</b>	<b>1,441,647</b>	<b>931,908</b>

The Accounting Officer for this Head is the PERMANENT SECRETARY

## [Head 067] MINISTRY OF TOURISM & AVIATION

ITEM NO.	TITLE OF ITEM	SUPPLEMENTAL ESTIMATES & VIREMENTS			PROVISIONAL ACTUAL EXPENDITURE	PROVISIONAL ACTUAL EXPENDITURE	VARIANCE PROVISIONAL
		APPROVED ESTIMATES 2020/2021	2020/2021	REVISED ALLOCATION 2020/2021	2019/2020 (JUL TO DEC)	2020/2021 (JUL TO DEC)	2019/2020 VS PROVISIONAL 2020/2021
		\$	\$	\$	\$	\$	\$
31110EE	Buildings & Structures	4,010,000	0	4,010,000	0	0	0
	<b>MINISTRY OF TOURISM &amp; AVIATION TOTAL EXPENSES</b>	<b>4,010,000</b>	<b>0</b>	<b>4,010,000</b>	<b>0</b>	<b>0</b>	<b>0</b>

The Accounting Officer for this Head is the PERMANENT SECRETARY



## [Head 072] MINISTRY OF THE ENVIRONMENT & HOUSING

ITEM NO.	TITLE OF ITEM	SUPPLEMENTAL ESTIMATES & VIREMENTS			PROVISIONAL ACTUAL EXPENDITURE	PROVISIONAL ACTUAL EXPENDITURE	VARIANCE PROVISIONAL
		APPROVED ESTIMATES 2020/2021	2020/2021	REVISED ALLOCATION 2020/2021	2019/2020 (JUL TO DEC)	2020/2021 (JUL TO DEC)	2019/2020 VS PROVISIONAL 2020/2021
		\$	\$	\$	\$	\$	\$
28220EE	Capital Transfers N.E.C.	2,900,000	0	2,900,000	593,217	259,913	-333,304
31110EE	Buildings & Structures	8,698,000	0	8,698,000	85,761	447,926	362,165
31120EE	Machinery & Equipment	250,000	0	250,000	0	0	0
<b>MINISTRY OF THE ENVIRONMENT &amp; HOUSING TOTAL EXPENSES</b>		<b>11,848,000</b>	<b>0</b>	<b>11,848,000</b>	<b>678,978</b>	<b>707,839</b>	<b>28,861</b>

The Accounting Officer for this Head is the PERMANENT SECRETARY

## [Head 073] DEPARTMENT OF TRANSFORMATION & DIGITIZATION

ITEM NO.	TITLE OF ITEM	SUPPLEMENTAL ESTIMATES & VIREMENTS			PROVISIONAL ACTUAL EXPENDITURE	PROVISIONAL ACTUAL EXPENDITURE	VARIANCE PROVISIONAL
		APPROVED ESTIMATES 2020/2021	2020/2021	REVISED ALLOCATION 2020/2021	2019/2020 (JUL TO DEC)	2020/2021 (JUL TO DEC)	2019/2020 VS PROVISIONAL 2020/2021
		\$	\$	\$	\$	\$	\$
28220EE	Capital Transfers N.E.C.	9,600,000	0	9,600,000	0	809,991	809,991
31120EE	Machinery & Equipment	500,000	0	500,000	0	0	0
31130EE	Other Fixed Assets	1,900,000	0	1,900,000	138,670	60,714	-77,956
<b>DEPARTMENT OF TRANSFORMATION &amp; DIGITIZATION TOTAL EXPENSES</b>		<b>12,000,000</b>	<b>0</b>	<b>12,000,000</b>	<b>138,670</b>	<b>870,705</b>	<b>732,035</b>

The Accounting Officer for this Head is the PERMANENT SECRETARY

## *[Head 074]* MINISTRY FOR GRAND BAHAMA

ITEM NO.	TITLE OF ITEM	SUPPLEMENTAL ESTIMATES & VIREMENTS			PROVISIONAL ACTUAL EXPENDITURE	PROVISIONAL ACTUAL EXPENDITURE	VARIANCE PROVISIONAL
		APPROVED ESTIMATES 2020/2021	2020/2021	REVISED ALLOCATION 2020/2021	2019/2020 (JUL TO DEC)	2020/2021 (JUL TO DEC)	2019/2020 VS PROVISIONAL 2020/2021
		\$	\$	\$	\$	\$	\$
31110EE	Buildings & Structures	2,000,000	0	2,000,000	0	371,983	371,983
	<b>MINISTRY FOR GRAND BAHAMA TOTAL EXPENSES</b>	<b>2,000,000</b>	<b>0</b>	<b>2,000,000</b>	<b>0</b>	<b>371,983</b>	<b>371,983</b>

The Accounting Officer for this Head is the PERMANENT SECRETARY

## [Head 075] MINISTRY OF DISASTER PREPAREDNESS, MANAGEMENT & RECONSTRUCTION

ITEM NO.	TITLE OF ITEM	SUPPLEMENTAL ESTIMATES & VIREMENTS			PROVISIONAL ACTUAL EXPENDITURE	PROVISIONAL ACTUAL EXPENDITURE	VARIANCE PROVISIONAL
		APPROVED ESTIMATES 2020/2021	2020/2021	REVISED ALLOCATION 2020/2021	2019/2020 (JUL TO DEC)	2020/2021 (JUL TO DEC)	2019/2020 VS PROVISIONAL 2020/2021
		\$	\$	\$	\$	\$	\$
28220EE	Capital Transfers N.E.C.	2,000,000	1,462,174	3,462,174	0	3,401,464	3,401,464
31110EE	Buildings & Structures	1,000,000	0	1,000,000	0	0	0
31120EE	Machinery & Equipment	500,000	0	500,000	0	0	0
31130EE	Other Fixed Assets	3,000,000	0	3,000,000	0	0	0
	<b>MINISTRY OF DISASTER PREPAREDNESS, MANAGEMENT &amp; RECONSTRUCTION TOTAL EXPENSES</b>	<b>6,500,000</b>	<b>1,462,174</b>	<b>7,962,174</b>	<b>0</b>	<b>3,401,464</b>	<b>3,401,464</b>

The Accounting Officer for this Head is the PERMANENT SECRETARY

# [HEAD 001-076] CAPITAL EXPENDITURE HEAD SUMMARY

ITEM NO.	TITLE OF ITEM	SUPPLEMENTAL			PROVISIONAL	PROVISIONAL	VARIANCE
		APPROVED ESTIMATES 2020/2021 \$	ESTIMATES & VIREMENTS 2020/2021 \$	REVISED ALLOCATION 2020/2021 \$	ACTUAL EXPENDITURE 2019/2020 (JUL TO DEC) \$	ACTUAL EXPENDITURE 2020/2021 (JUL TO DEC) \$	PROVISIONAL 2019/2020 VS PROVISIONAL 2020/2021 \$
GRAND TOTAL		515,524,579	2,073,154	517,597,733	116,743,069	109,363,623	-7,379,446

# *ANNEXES*

---

## [Head 027] PUBLIC DEBT REDEMPTION & SINKING FUNDS

ITEM NO.	TITLE OF ITEM	SUPPLEMENTAL ESTIMATES & VIREMENTS			PROVISIONAL ACTUAL EXPENDITURE	PROVISIONAL ACTUAL EXPENDITURE	VARIANCE PROVISIONAL
		APPROVED ESTIMATES 2020/2021	2020/2021	REVISED ALLOCATION 2020/2021	2019/2020 (JUL TO DEC)	2020/2021 (JUL TO DEC)	2019/2020 VS PROVISIONAL 2020/2021
		\$	\$	\$	\$	\$	\$
<b>ACQ OF DOMESTIC FINAN ASSETS</b>							
5212001	Sinking Fund Har. Malcolm Property Purchase Loan	1,486	0	1,486	0	0	0
5212002	The Clifton Heritage Authority	1,130,521	0	1,130,521	589,808	0	-589,808
	<b>SUB-TOTAL:</b>	<b>1,132,007</b>	<b>0</b>	<b>1,132,007</b>	<b>589,808</b>	<b>0</b>	<b>-589,808</b>
<b>ACQ OF FOREIGN FINANC ASSETS</b>							
5222001	USD \$200.0M Bond (6.625%)	3,700,000	0	3,700,000	0	0	0
5222002	US \$100M Bond	1,700,000	0	1,700,000	0	0	0
5222003	USD \$750M 6% Notes (2017-2028)	39,959,088	0	39,959,088	19,979,544	0	-19,979,544
	<b>SUB-TOTAL:</b>	<b>45,359,088</b>	<b>0</b>	<b>45,359,088</b>	<b>19,979,544</b>	<b>0</b>	<b>-19,979,544</b>
	<b>TOTAL:</b>	<b>46,491,095</b>	<b>0</b>	<b>46,491,095</b>	<b>20,569,352</b>	<b>0</b>	<b>-20,569,352</b>
<b>REPAYMENTS</b>							
33130EE	Debt Securities	397,486,600	15,093,440	412,580,040	240,137,130	279,114,709	38,977,579
33140EE	Domestic Loans	104,117,149	0	104,117,149	45,204,641	368,587	-44,836,054
33240EE	Foreign Loans	194,987,346	-15,093,440	179,893,906	22,324,400	357,656,959	335,332,559
	<b>TOTAL:</b>	<b>696,591,095</b>	<b>0</b>	<b>696,591,095</b>	<b>307,666,171</b>	<b>637,140,255</b>	<b>329,474,084</b>
	<b>PUBLIC DEBT REDEMPTION &amp; SINKING FUNDS TOTAL</b>	<b>743,082,190</b>	<b>0</b>	<b>743,082,190</b>	<b>328,235,523</b>	<b>637,140,255</b>	<b>308,904,732</b>

The Accounting Officer for this Head is the DIRECTOR

## ANNEX 2 - RECURRENT SUBVENTIONS

ITEM NO.	TITLE OF ITEM	SUPPLEMENTAL ESTIMATES & VIREMENTS			PROVISIONAL ACTUAL EXPENDITURE	PROVISIONAL ACTUAL EXPENDITURE	VARIANCE PROVISIONAL
		APPROVED ESTIMATES 2020/2021	2020/2021	REVISED ALLOCATION 2020/2021	2019/2020 (JUL TO DEC)	2020/2021 (JUL TO DEC)	2019/2020 VS PROVISIONAL 2020/2021
		\$	\$	\$	\$	\$	\$
2821408	Broadcasting Corporation of The Bahamas	7,000,000	0	7,000,000	3,970,596	4,594,725	624,129
2821412	Clifton Heritage Authority	1,771,560	0	1,771,560	722,970	1,182,899	459,929
2821413	The Antiquities, Monuments & Museum Corporation	1,900,000	0	1,900,000	979,688	950,000	-29,688
2511205	Water & Sewerage Corporation Development Projects	20,300,000	0	20,300,000	24,523,333	15,150,000	-9,373,333
2821418	Straw Market Authority	396,000	0	396,000	0	198,000	198,000
2511206	Operation - University of The Bahamas	30,744,773	0	30,744,773	13,139,446	15,755,719	2,616,273
2511207	Operation - Bahamas Technical & Vocational Insitute	6,103,113	0	6,103,113	3,051,557	3,051,557	0
2511208	National Arts Gallery	1,240,000	0	1,240,000	775,000	619,998	-155,002
2821416	National Sports Authority	2,280,000	0	2,280,000	1,425,000	1,140,000	-285,000
2821409	Bahamas Agricultural & Industrial Corporation	5,000,000	0	5,000,000	3,117,500	2,500,777	-616,723
2821624	Bahamas Agricultural Health and Food Safety Authority (BAHFSA)	560,000	0	560,000	350,000	285,157	-64,843
2821628	School of Agriculture & Marine Science (Andros)	6,900,000	0	6,900,000	4,030,000	3,450,000	-580,000
2511210	National Health Insurance Authority	38,000,000	0	38,000,000	13,333,333	19,000,000	5,666,667
2511213	Public Hospitals Authority	223,455,825	0	223,455,825	120,059,421	117,131,674	-2,927,747
2511203	Bahamasair Holdings Ltd.	19,000,000	15,885,000	34,885,000	11,751,629	34,801,926	23,050,297
2821407	Operational Expenses - Airport Authority	4,942,245	0	4,942,245	2,440,970	5,096,134	2,655,164
2821410	Hotel Corporation of The Bahamas	449,990	0	449,990	247,495	224,995	-22,500
2821411	Nassau Flight Services	1,460,000	0	1,460,000	792,000	1,477,691	685,691
2821414	Operation - The Gaming Board	5,174,035	0	5,174,035	2,790,719	2,587,017	-203,702
2821417	Bahamas Civil Aviation Authority	15,305,280	0	15,305,280	7,384,339	7,816,771	432,432
20000EE	National Training Agency	777,650	0	777,650	485,980	507,408	21,428
2821415	The Bahamas Public Parks and Beaches Authority	15,200,000	0	15,200,000	12,263,000	12,664,000	401,000
<b>TOTAL RECURRENT SUBVENTIONS</b>		<b>407,960,471</b>	<b>15,885,000</b>	<b>423,845,471</b>	<b>227,633,976</b>	<b>250,186,448</b>	<b>22,552,472</b>





COMMONWEALTH OF THE BAHAMAS

---

# THE MINISTRY OF FINANCE

CECIL WALLACE WHITFIELD CENTRE

WEST BAY STREET | P.O. BOX N-3017 | NASSAU, BAHAMAS

T: 1.242.327.1530 | F: 1.242.327.1618