



**COMMONWEALTH OF THE BAHAMAS**



# **MID-YEAR BUDGET PERFORMANCE**

**DURING THE SIX MONTHS ENDING 31<sup>ST</sup> DECEMBER, 2017**



## ***GOALS OF THE MINISTRY OF FINANCE***

---

- *Develop policies and manage resources to maximize sustainable socio-economic growth and stability*
- *Provide efficient and effective service to all stakeholders*
- *Collaborate with the private sector to improve the ease of doing business and facilitate private sector involvement in economic development*
- *Demonstrate accountability and transparency in the management of fiscal affairs*
- *Ensure appropriate financial management of ministries, departments and agencies that fall within the purview of the Ministry of Finance*
- *Retain a team of high performing professionals operating in an innovative and supportive work environment*









## ***PUBLICATION***

---

*Designed and Printed by Government Printing Department*

*Published and Edited by the Ministry of Finance*



# TABLE OF CONTENTS

Table of Contents.....	5
Fiscal Summary 2017/18.....	8
Revenue	
Recurrent Revenue Graph.....	10
Revenue Summary.....	11
Recurrent Expenditure	
Sector Allocation Graph.....	14
Sector Allocation Summary.....	15-16
Sector 5 - Ministry of Finance (Details).....	17
Recurrent Expenditure Graph.....	18
Recurrent Expenditure by Block.....	19
Recurrent Expenditure by Head.....	20-23
Recurrent Expenditure Details by Block.....	24-78
Recurrent Expenditure Head Summary.....	79
Capital Expenditure	
Capital Expenditure Graph.....	82
Capital Expenditure Summary.....	83
Capital Expenditure by Block.....	84
Capital Expenditure by Block [Head 021] Ministry of Finance.....	85
Capital Expenditure by Block [Head 032] Royal Bahamas Defence Force.....	86
Capital Expenditure by Block [Head 033] Ministry of Public Works.....	87
Capital Expenditure by Block [Head 038] Ministry of Education.....	88
Capital Expenditure Summary Head.....	89









# *FISCAL SUMMARY*



# FISCAL SUMMARY 2017/18

Description	Budget 2017/18	Provisional Actual Jul - Dec. 2016	Provisional Actual Jul - Dec. 2017
1. Recurrent Expenditure	2675.8	1241.8	1790.2
2. Recurrent Revenue	2150.3	855.8	880.6
3. Recurrent Balance (2-1)	-525.5	-386.0	-909.6
4. Capital Expenditure	229.7	152.2	75.8
5. Capital Revenue	0.0	0.0	0.0
6. Capital Balance (5-4)	-229.7	-152.2	-75.8
7. Total Deficits (3+6)	-755.2	-538.2	-985.4
8. Debt Redemption	432.7	247.9	787.4
9. GFS Deficit (7-8)	-322.5	-290.3	-198.0

## MEMORANDUM

### Recurrent Expenditure Adjustment

2016/17	Cellular Liberalization - Payment on behalf of NEWCO	62,517,459
2016/17	Bank of Bahamas - Subscription & Contingent Convertible Bond	49,976,167
2017/18	Item 1: The elevated outturn reflected the Government's decision to repay short-term credit facilities from the proceeds of the \$750 million international bond issue.	

### Capital Expenditure Adjustment

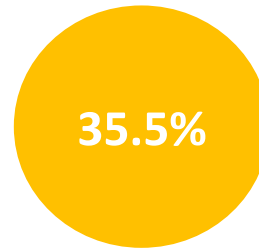
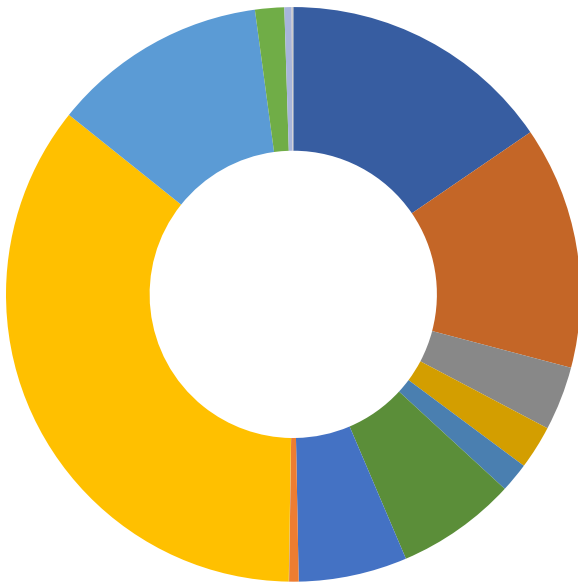
2016/17	National Disaster Relief Loan	8,868,884
2017/18	Bahamas Resolve	69,000,000



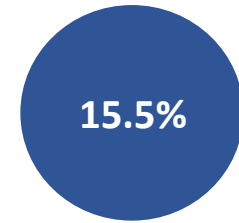


REVENUE

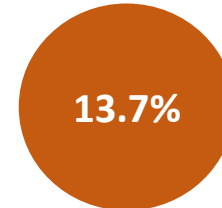
# RECURRENT REVENUE GRAPH



VAT & Other Taxes



Import and Export Duties



Excise Tax

REVENUE HEAD NO.	REVENUE HEAD DESCRIPTION	\$	%
1	Import and Export Duties	136,101,410	15.5%
2	Excise Tax	120,270,717	13.7%
3	Property Tax	31,757,732	3.6%
4	Motor Vehicle	21,663,112	2.5%
5	Gaming Tax	14,600,824	1.7%
6	Tourism tax	59,492,025	6.8%
7	Stamp Tax	53,816,517	6.1%
8	Company Fees	4,706,255	0.5%
9	Bank and Trust Company Fees	140,000	0.0%
11	VAT & Other Taxes	312,606,376	35.5%
19	Fees and Service Charges	106,738,788	12.1%
20	Revenue from Government Property	14,420,466	1.6%
21	Interests and Dividends	3,586,350	0.4%
22	Re-Imbursement & Loan Repayment	66,094	0.0%
23	Services of Commercial Nature	730,106	0.1%
		<b>880,696,772</b>	<b>100.0%</b>



# REVENUE SUMMARY

HEAD NO.	DESCRIPTION	APPROVED FORECAST 2017/2018	SIX MONTH PROVISIONAL 2016/2017 (JUL TO DEC)	SIX MONTH PROVISIONAL 2017/2018 (JUL TO DEC)	VARIANCE PROVISIONAL 2016/2017 VS PROVISIONAL 2017/2018
		\$	\$	\$	\$
<b>TAX REVENUE</b>					
1	IMPORT & EXPORT DUTIES	326,475,108	142,295,658	136,101,410	-6,194,248
2	EXCISE TAX	275,020,000	116,423,696	120,270,717	3,847,021
3	PROPERTY TAX	143,500,000	31,188,837	31,757,732	568,895
4	MOTOR VEHICLE	42,950,000	14,678,920	21,663,112	6,984,192
5	GAMING TAX	36,500,000	9,637,071	14,600,824	4,963,753
6	TOURISM TAX	144,732,384	59,922,725	59,492,025	-430,700
7	STAMP TAX	115,631,250	54,362,823	53,816,517	-546,306
8	COMPANY FEES	21,483,817	4,613,551	4,706,255	92,704
9	BANK & TRUST COMPANY FEES	19,000,000	900,000	140,000	-760,000
11	VAT & OTHER TAXES	663,561,987	302,405,150	312,606,376	10,201,226
<b>SUB-TOTAL:</b>		<b>1,788,854,546</b>	<b>736,428,431</b>	<b>755,154,968</b>	<b>18,726,537</b>
<b>NON-TAX REVENUE</b>					
19	FEES & SERVICE CHARGES	306,864,475	99,910,844	106,738,788	6,827,944
20	REVENUE FROM GOVERNMENT PROPERTY	20,510,353	4,288,009	14,420,466	10,132,457
21	INTERESTS AND DIVIDENDS	28,939,000	13,484,939	3,586,350	-9,898,589
22	RE-IMBURSEMENT & LOAN REPAYMENT	2,395,900	9,087	66,094	57,007
23	SERVICES OF A COMMERCIAL NATURE	2,817,000	1,743,460	730,106	-1,013,354
<b>SUB-TOTAL:</b>		<b>361,526,728</b>	<b>119,436,339</b>	<b>125,541,804</b>	<b>6,105,465</b>
<b>TOTAL TAX &amp; NON-TAX REVENUE</b>		<b>2,150,381,274</b>	<b>855,864,770</b>	<b>880,696,772</b>	<b>24,832,002</b>
<b>CAPITAL REVENUE</b>					
25	CAPITAL REVENUE	2,000	30,221	42,633	12,412
26	GRANTS	2,205,000	4,780	0	-4,780
27	PROCEEDS FROM BORROWINGS	753,024,363	399,160,076	1,400,595,774	1,001,435,698
<b>SUB-TOTAL:</b>		<b>755,231,363</b>	<b>399,195,077</b>	<b>1,400,638,407</b>	<b>1,001,443,330</b>
<b>TOTAL CAPITAL REVENUE</b>		<b>755,231,363</b>	<b>399,195,077</b>	<b>1,400,638,407</b>	<b>1,001,443,330</b>
<b>GRAND TOTAL ALL REVENUE</b>		<b>2,905,612,637</b>	<b>1,255,059,847</b>	<b>2,281,335,179</b>	<b>1,026,275,332</b>

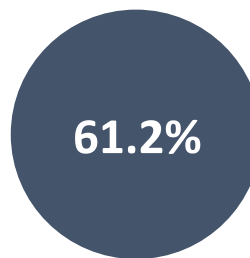
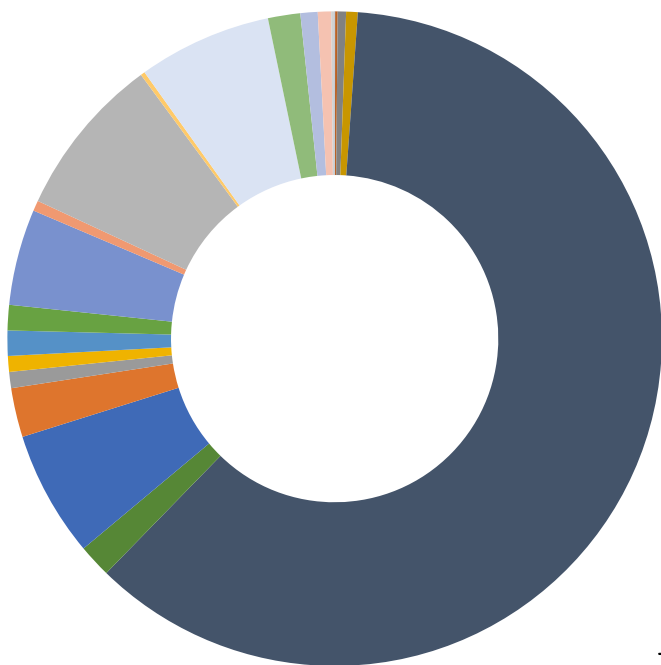




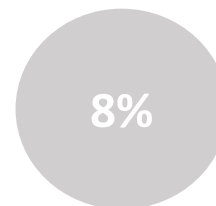


# RECURRENT EXPENDITURE

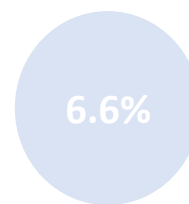
# SECTOR ALLOCATION GRAPH



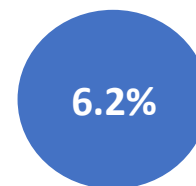
Ministry of Finance



Ministry of Education



Ministry of Health



Ministry of National Security

HEAD NO.	MINISTRY/DEPARTMENT	\$	%
1	Governor General And Staff	430,268	0.0%
2	Legislative	2,218,150	0.1%
3	The Judiciary	7,344,744	0.4%
4	The Cabinet And Office Of The Prime Minister	10,272,349	0.6%
5	Ministry Of Finance	1,094,870,274	61.2%
6	Ministry Of Public Works	29,230,309	1.6%
7	Ministry Of National Security	111,421,345	6.2%
8	Ministry Of Tourism & Aviation	43,549,798	2.4%
9	Ministry Of Foreign Affairs	14,279,161	0.8%
10	Ministry Of Agriculture & Marine Resources	13,947,273	0.8%
11	Ministry Of Transport & Local Government	22,302,289	1.2%
12	Ministry Of Social Services & Urban Development	22,362,868	1.2%
13	Ministry Of Public Service & National Insurance A	84,943,128	4.7%
14	ttorney General's Department	9,249,387	0.5%
15	Ministry Of Education	143,307,878	8.0%
16	Ministry For Grand Bahama	3,803,519	0.2%
17	Ministry Of Health	118,150,806	6.6%
18	Ministry Of The Environment & Housing	28,507,057	1.6%
19	Ministry Of Youth, Sports & Culture	15,254,670	0.9%
20	Ministry Of Financial Services, Trade & Industry & Immigration	11,740,649	0.7%
21	Ministry Of Labour	3,030,541	0.2%
		<b>1,790,216,463</b>	<b>100.0%</b>



# SECTOR ALLOCATION SUMMARY

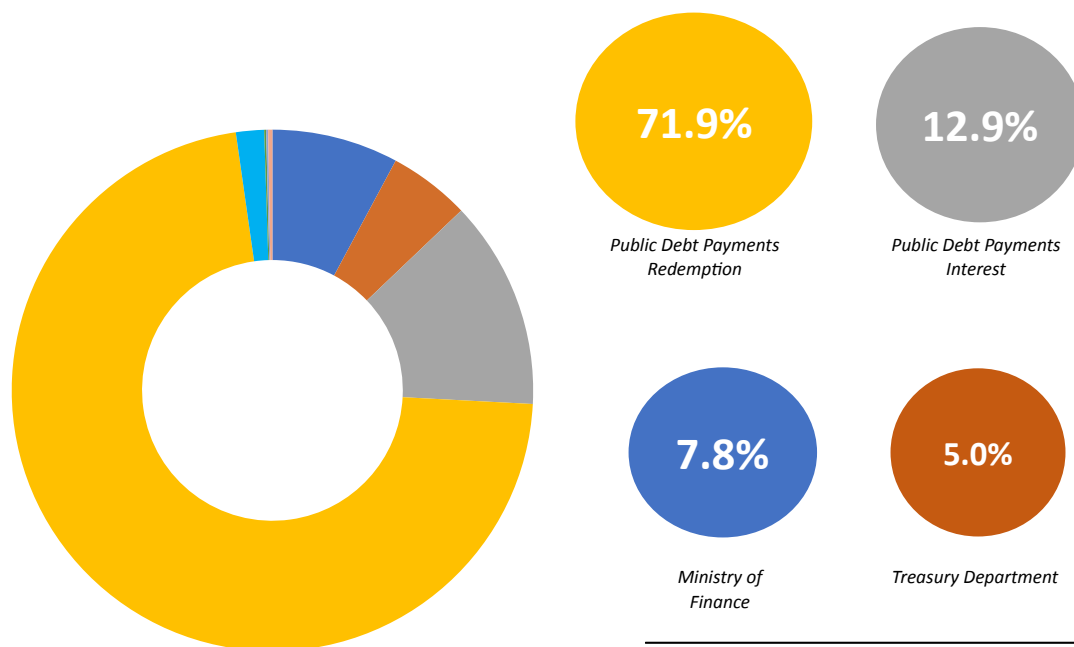
ITEM NO.	MINISTRY/DEPARTMENT	SUPPLEMENTAL ESTIMATES & VIREMENTS 2017/2018			PROVISIONAL ACTUAL EXPENDITURE 2016/2017 (JUL TO DEC)	PROVISIONAL ACTUAL EXPENDITURE 2017/2018 (JUL TO DEC)	VARIANCE PROVISIONAL 2016/2017 VS PROVISIONAL 2017/2018
		APPROVED ESTIMATES 2017/2018		REVISED ESTIMATES 2017/2018			
		\$	\$	\$	\$	\$	\$
01	GOVERNOR GENERAL AND STAFF	1,169,950	0	1,169,950	453,924	430,268	-23,656
02	LEGISLATIVE	5,087,058	0	5,087,058	2,188,411	2,218,150	29,739
03	THE JUDICIARY	16,899,833	0	16,899,833	8,145,501	7,344,744	-800,757
04	CABINET OFFICE AND THE OFFICE OF THE PRIME MINISTER	25,069,954	0	25,069,954	78,614,341	10,272,349	-68,341,992
05	MINISTRY OF FINANCE	1,058,754,785	624,051,550	1,682,806,335	552,672,408	1,094,870,274	542,197,866
06	MINISTRY OF PUBLIC WORKS	58,458,939	0	58,458,939	44,843,576	29,230,309	-15,613,267
07	MINISTRY OF NATIONAL SECURITY	232,429,109	0	232,429,109	106,724,315	111,421,345	4,697,030
08	MINISTRY OF TOURISM AND AVIATION	110,176,397	0	110,176,397	40,411,887	43,549,798	3,137,911
09	MINISTRY OF FOREIGN AFFAIRS	36,738,190	0	36,738,190	14,057,062	14,279,161	222,099
10	MINISTRY OF AGRICULTURE & MARINE RESOURCES	32,096,290	300,000	32,396,290	14,705,264	13,947,273	-757,991
11	MINISTRY OF TRANSPORT & LOCAL GOVERNMENT	57,576,910	0	57,576,910	25,278,380	22,302,289	-2,976,091
12	MINISTRY OF SOCIAL SERVICES AND URBAN DEVELOPMENT	47,744,812	0	47,744,812	21,626,798	22,362,868	736,070
13	MINISTRY OF THE PUBLIC SERVICE AND NATIONAL INSURANCE	249,593,793	0	249,593,793	78,113,482	84,943,128	6,829,646



# SECTOR ALLOCATION SUMMARY CONT'D

ITEM NO.	MINISTRY/DEPARTMENT	SUPPLEMENTAL ESTIMATES & VIREMENTS			PROVISIONAL ACTUAL EXPENDITURE	PROVISIONAL ACTUAL EXPENDITURE	VARIANCE PROVISIONAL
		APPROVED ESTIMATES 2017/2018	2017/2018	REVISED ESTIMATES 2017/2018	2016/2017 (JUL TO DEC)	2017/2018 (JUL TO DEC)	2016/2017 VS PROVISIONAL 2017/2018
		\$	\$	\$	\$	\$	\$
14	OFFICE OF THE ATTORNEY GENERAL AND MINISTRY OF LEGAL AFFAIRS	18,968,885	0	18,968,885	9,011,629	9,249,387	237,758
15	MINISTRY OF EDUCATION	291,661,429	0	291,661,429	141,107,116	143,307,878	2,200,762
16	MINISTRY FOR GRAND BAHAMA	13,455,300	0	13,455,300	4,451,423	3,803,519	-647,904
17	MINISTRY OF HEALTH	307,596,885	0	307,596,885	150,706,380	118,150,806	-32,555,574
18	MINISTRY OF THE ENVIRONMENT & HOUSING	51,748,100	0	51,748,100	33,114,314	28,507,057	-4,607,257
19	MINISTRY OF YOUTH, SPORTS & CULTURE	29,751,200	0	29,751,200	14,721,638	15,254,670	533,032
20	MINISTRY OF FINANCIAL SERVICES, TRADE & INDUSTRY & IMMIGRATION	24,623,518	0	24,623,518	10,351,168	11,740,649	1,389,481
21	MINISTRY OF LABOUR	6,236,100	0	6,236,100	3,018,527	3,030,541	12,014
<b>GRAND TOTAL</b>		<b>2,675,837,437</b>	<b>624,351,550</b>	<b>3,300,188,987</b>	<b>1,354,317,544</b>	<b>1,790,216,463</b>	<b>435,898,919</b>

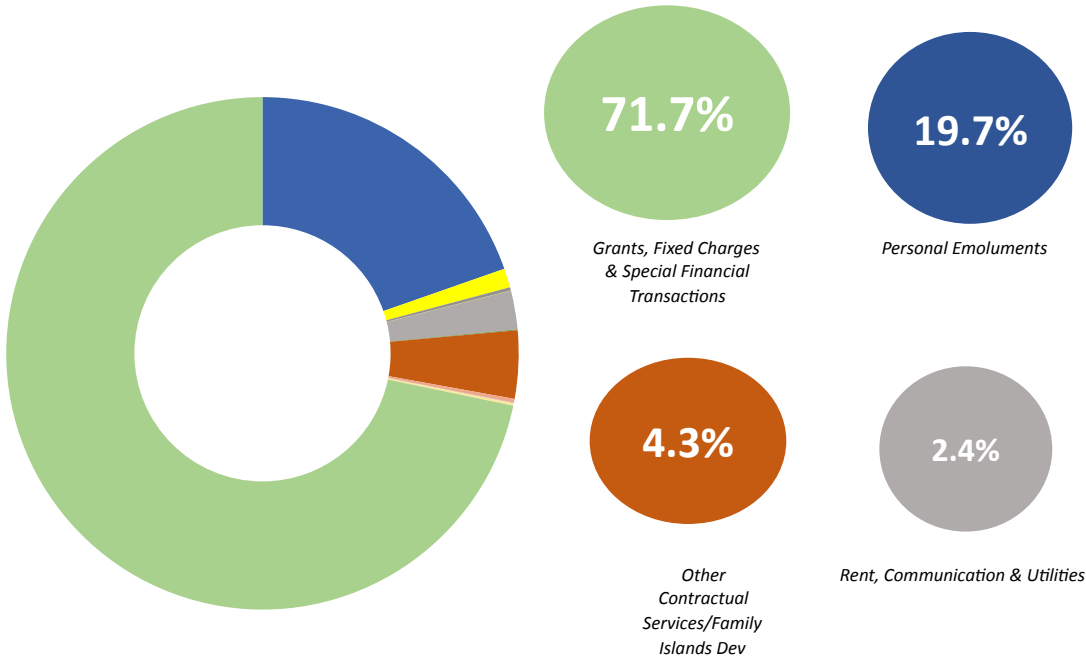
## SECTOR 5 - MINISTRY OF FINANCE (DETAILS)



HEAD NO.	MINISTRY/DEPARTMENT	\$	%
21	Ministry of Finance	85,816,909	7.8%
22	Treasury Department	55,271,090	5.0%
22a	Public Debt Payments - Interest	141,729,150	12.9%
22b	Public Debt Payments - Redemption	787,444,260	71.9%
23	Customs Department	19,059,965	1.7%
24	Department of Statistics	1,287,228	0.1%
73	Department of Information Technology	1,394,595	0.1%
28	Department of Inland Revenue	2,867,077	0.3%
		<b>1,094,870,274</b>	<b>100.0%</b>



# RECURRENT EXPENDITURE GRAPH



HEAD NO.	MINISTRY/DEPARTMENT	\$	%
1	Personal Emoluments	351,786,296	19.7%
2	Allowances	21,432,812	1.2%
10	Travel And Subsistence	3,770,678	0.2%
20	Transportation Of Things	345,561	0.0%
30	Rent, Communication & Utilities	43,535,910	2.4%
40	Printing And Reproduction	961,209	0.1%
50	Other Contractual Services/Family Islands Dev	76,742,606	4.3%
60	Supplies And Materials	4,220,567	0.2%
70	Acquisition, Constr. & Improvement Of Capital Assets	790,431	0.0%
80	Repairs, Maintenance & Upkeep Of Capital Assets	2,649,802	0.1%
90	Grants, Fixed Charges & Special Financial Transactions	1,283,980,591	71.7%
		<b>1,790,216,463</b>	<b>100.0%</b>

# RECURRENT EXPENDITURE BY BLOCK

ITEM NO.	TITLE OF ITEM	SUPPLEMENTAL ESTIMATES			PROVISIONAL ACTUAL EXPENDITURE	PROVISIONAL ACTUAL EXPENDITURE	VARIANCE PROVISIONAL
		APPROVED ESTIMATES 2017/2018	& VIREMENTS 2017/2018	REVISED ESTIMATES 2017/2018	2016/2017 (JUL TO DEC)	2017/2018 (JUL TO DEC)	2016/2017 VS PROVISIONAL 2017/2018
		\$	\$	\$	\$	\$	\$
01	Personal Emoluments	741,758,593	-8,281,895	733,476,698	338,045,046	351,786,296	13,741,250
02	Allowances	48,203,772	15,000	48,218,772	20,234,954	21,432,812	1,197,858
10	Travel and Subsistence	8,661,471	0	8,661,471	4,060,728	3,770,678	-290,050
20	Transportation of Things	1,137,200	0	1,137,200	503,052	345,561	-157,491
30	Rent, Communication & Utilities	130,262,891	0	130,262,891	50,433,668	43,535,910	-6,897,758
40	Printing and Reproduction	2,795,500	0	2,795,500	912,677	961,209	48,532
50	Other Contractual Services/Family Island Dev.	198,986,555	2,921,895	201,908,450	57,890,620	76,742,606	18,851,986
60	Supplies and Materials	12,903,100	0	12,903,100	5,391,237	4,220,567	-1,170,670
70	Acquisition, Construction & Improvement of Capital Assets	6,202,000	-175,000	6,027,000	2,526,690	790,431	-1,736,259
80	Repairs, Maintenance & Upkeep of Capital Assets	9,937,244	0	9,937,244	5,468,655	2,649,802	-2,818,853
90	Grants, Fixed Charges & Special Financial Transactions	1,514,989,111	629,871,550	2,144,860,661	868,850,217	1,283,980,591	415,130,374
<b>RECURRENT EXPENDITURE BY BLOCK TOTAL EXPENSES</b>		<b>2,675,837,437</b>	<b>624,351,550</b>	<b>3,300,188,987</b>	<b>1,354,317,544</b>	<b>1,790,216,463</b>	<b>435,898,919</b>

RECURRENT EXPENDITURE BY BLOCK



# RECURRENT EXPENDITURE BY HEAD

RECURRENT EXPENDITURE BY HEAD

ITEM NO.	MINISTRY/DEPARTMENT	APPROVED ESTIMATES 2017/2018	SUPPLEMENTAL ESTIMATES & VIREMENTS 2017/2018	REVISED ESTIMATES 2017/2018	PROVISIONAL ACTUAL EXPENDITURE 2016/2017 (JUL TO DEC)	PROVISIONAL ACTUAL EXPENDITURE 2017/2018 (JUL TO DEC)	VARIANCE PROVISIONAL 2016/2017 VS PROVISIONAL 2017/2018
		\$	\$	\$	\$	\$	\$
001	GOVERNOR GENERAL & STAFF	1,169,950	0	1,169,950	453,924	430,268	-23,656
002	THE SENATE	251,200	0	251,200	125,714	131,336	5,622
003	HOUSE OF ASSEMBLY	2,288,118	0	2,288,118	989,911	996,509	6,598
004	DEPARTMENT OF THE AUDITOR GENERAL	2,547,740	0	2,547,740	1,072,786	1,090,305	17,519
005	MINISTRY OF PUBLIC SERVICE & NATIONAL INSURANCE	249,593,793	0	249,593,793	78,113,482	84,943,128	6,829,646
006	CABINET OFFICE	7,287,300	0	7,287,300	5,059,035	3,381,547	-1,677,488
007	OFFICE OF THE ATTORNEY GENERAL AND MINISTRY OF LEGAL AFFAIRS	15,262,800	0	15,262,800	7,558,045	7,494,255	-63,790
008	OFFICE OF THE JUDICIAL (SUPREME AND MAGISTRATES COURTS)	14,463,521	0	14,463,521	7,344,426	6,549,014	-795,412
009	COURT OF APPEAL	2,436,312	0	2,436,312	801,075	795,730	-5,345
010	REGISTRAR GENERAL'S DEPARTMENT	3,706,085	0	3,706,085	1,453,584	1,755,132	301,548
011	BAHAMAS DEPARTMENT OF CORRECTIONAL SERVICES	25,310,467	0	25,310,467	12,259,215	12,070,987	-188,228
012	PARLIAMENTARY REGISTRATION DEPARTMENT	1,552,633	0	1,552,633	966,694	719,717	-246,977
013	MINISTRY OF FOREIGN AFFAIRS	36,738,190	0	36,738,190	14,057,062	14,279,161	222,099
014	OFFICE OF THE PRIME MINISTER	11,600,603	0	11,600,603	71,033,000	4,343,999	-66,689,001
016	BAHAMAS INFORMATION SERVICES	2,401,311	0	2,401,311	1,017,907	1,133,170	115,263
017	GOVERNMENT PRINTING DEPARTMENT	1,671,542	0	1,671,542	785,484	719,694	-65,790
018	DEPARTMENT OF LOCAL GOVERNMENT	23,638,760	0	23,638,760	9,973,640	9,921,862	-51,778
019	DEPARTMENT OF PHYSICAL PLANNING	1,024,264	0	1,024,264	396,988	356,296	-40,692

# RECURRENT EXPENDITURE BY HEAD

ITEM NO.	MINISTRY/DEPARTMENT	SUPPLEMENTAL ESTIMATES & VIREMENTS			PROVISIONAL ACTUAL EXPENDITURE	PROVISIONAL ACTUAL EXPENDITURE	VARIANCE PROVISIONAL
		APPROVED ESTIMATES 2017/2018	2017/2018	REVISED ESTIMATES 2017/2018	2016/2017 (JUL TO DEC)	2017/2018 (JUL TO DEC)	2016/2017 VS PROVISIONAL 2017/2018
		\$	\$	\$	\$	\$	\$
020	DEPARTMENT OF LANDS & SURVEYS	2,109,198	0	2,109,198	718,915	693,939	-24,976
021	MINISTRY OF FINANCE	213,938,450	0	213,938,450	126,141,997	85,816,909	-40,325,088
022	TREASURY DEPARTMENT	800,647,872	624,051,550	1,424,699,422	406,280,609	984,444,500	578,163,891
023	CUSTOMS DEPARTMENT	31,032,504	0	31,032,504	14,265,966	19,059,965	4,793,999
024	DEPARTMENT OF STATISTICS	3,179,900	0	3,179,900	1,400,965	1,287,228	-113,737
028	DEPARTMENT OF INLAND REVENUE	7,167,389	0	7,167,389	3,288,364	2,867,077	-421,287
029	MINISTRY OF NATIONAL SECURITY	13,922,620	0	13,922,620	6,144,207	6,038,393	-105,814
030	DEPARTMENT OF IMMIGRATION	21,764,768	0	21,764,768	9,264,649	10,768,826	1,504,177
031	ROYAL BAHAMAS POLICE FORCE	136,262,613	0	136,262,613	61,746,621	65,643,150	3,896,529
032	ROYAL BAHAMAS DEFENCE FORCE	55,380,776	0	55,380,776	25,607,578	26,949,098	1,341,520
033	MINISTRY OF PUBLIC WORKS	37,856,171	0	37,856,171	34,900,929	19,796,472	-15,104,457
034	DEPARTMENT OF PUBLIC WORKS	19,578,504	0	19,578,504	9,545,659	9,077,541	-468,118
035	DEPARTMENT OF EDUCATION	196,334,761	0	196,334,761	93,865,428	99,536,123	5,670,695
037	DEPARTMENT OF ARCHIVES	781,583	0	781,583	302,513	303,750	1,237
038	MINISTRY OF EDUCATION	94,545,085	0	94,545,085	46,939,175	43,468,005	-3,471,170
040	MINISTRY OF TRANSPORT & LOCAL GOVERNMENT	9,913,700	0	9,913,700	6,575,370	4,052,142	-2,523,228
043	MINISTRY OF SOCIAL SERVICES & URBAN DEVELOPMENT	11,050,000	0	11,050,000	2,265,404	3,695,035	1,429,631
044	DEPARTMENT OF SOCIAL SERVICES	36,694,812	0	36,694,812	19,361,394	18,667,833	-693,561

RECURRENT EXPENDITURE BY HEAD



# RECURRENT EXPENDITURE BY HEAD

RECURRENT EXPENDITURE BY HEAD

ITEM NO.	MINISTRY/DEPARTMENT	SUPPLEMENTAL ESTIMATES & VIREMENTS 2017/2018		REVISED ESTIMATES 2017/2018	PROVISIONAL ACTUAL EXPENDITURE 2016/2017 (JUL TO DEC)	PROVISIONAL ACTUAL EXPENDITURE 2017/2018 (JUL TO DEC)	VARIANCE PROVISIONAL 2016/2017 VS PROVISIONAL 2017/2018
		APPROVED ESTIMATES 2017/2018					
		\$	\$	\$	\$	\$	\$
045	DEPARTMENT OF HOUSING	2,514,700	0	2,514,700	1,377,138	1,131,669	-245,469
047	MINISTRY OF YOUTH, SPORTS & CULTURE	29,751,200	0	29,751,200	14,721,638	15,254,670	533,032
048	DEPARTMENT OF LABOUR	2,478,050	0	2,478,050	1,099,217	1,107,472	8,255
049	MINISTRY OF FINANCIAL SERVICES, TRADE & INDUSTRY & IMMIGRATION	2,858,750	0	2,858,750	1,086,519	971,823	-114,696
051	POST OFFICE DEPARTMENT	7,552,300	0	7,552,300	3,373,730	3,261,559	-112,171
052	DEPARTMENT OF CIVIL AVIATION	0	0	0	7,254,220	0	-7,254,220
053	PORT DEPARTMENT	8,271,750	0	8,271,750	2,251,819	1,856,815	-395,004
054	DEPARTMENT OF ROAD TRAFFIC	5,368,300	0	5,368,300	2,054,162	2,252,904	198,742
055	DEPARTMENT OF METEOROLOGY	2,832,100	0	2,832,100	1,049,659	957,007	-92,652
056	MINISTRY OF AGRICULTURE & MARINE RESOURCES	21,930,000	300,000	22,230,000	10,955,818	10,238,695	-717,123
057	DEPARTMENT OF AGRICULTURE	6,930,850	0	6,930,850	2,683,169	2,619,121	-64,048
058	DEPARTMENT OF MARINE RESOURCES	3,235,440	0	3,235,440	1,066,277	1,089,457	23,180
060	MINISTRY OF HEALTH	307,596,885	0	307,596,885	150,706,380	118,150,806	-32,555,574
065	DEPARTMENT OF ENVIRONMENTAL HEALTH SERVICES	31,107,700	0	31,107,700	14,760,950	17,101,419	2,340,469
067	MINISTRY OF TOURISM & AVIATION	110,176,397	0	110,176,397	33,157,667	43,549,798	10,392,131
070	MINISTRY OF LABOUR	3,758,050	0	3,758,050	1,919,310	1,923,069	3,759
072	MINISTRY OF THE ENVIRONMENT & HOUSING	18,125,700	0	18,125,700	16,976,226	10,273,969	-6,702,257
073	DEPARTMENT OF INFORMATION TECHNOLOGY	2,788,670	0	2,788,670	1,294,507	1,394,595	100,088

## *RECURRENT EXPENDITURE BY HEAD*

ITEM NO.	MINISTRY/DEPARTMENT	SUPPLEMENTAL ESTIMATES & VIREMENTS			PROVISIONAL ACTUAL EXPENDITURE	PROVISIONAL ACTUAL EXPENDITURE	VARIANCE PROVISIONAL
		2017/2018	2017/2018	2017/2018	2016/2017 (JUL TO DEC)	2017/2018 (JUL TO DEC)	2016/2017 VS PROVISIONAL 2017/2018
		\$	\$	\$	\$	\$	\$
074	MINISTRY FOR GRAND BAHAMA	13,455,300	0	13,455,300	4,451,423	3,803,519	-647,904
<b>GRAND TOTAL</b>		<b>2,675,837,437</b>	<b>624,351,550</b>	<b>3,300,188,987</b>	<b>1,354,317,544</b>	<b>1,790,216,463</b>	<b>435,898,919</b>



## [Head 001] GOVERNOR GENERAL & STAFF

ITEM NO.	TITLE OF ITEM	SUPPLEMENTAL ESTIMATES			PROVISIONAL ACTUAL EXPENDITURE	PROVISIONAL ACTUAL EXPENDITURE	VARIANCE PROVISIONAL
		APPROVED ESTIMATES 2017/2018	& VIREMENTS 2017/2018	REVISED ESTIMATES 2017/2018	2016/2017 (JUL TO DEC)	2017/2018 (JUL TO DEC)	2016/2017 VS PROVISIONAL 2017/2018
		\$	\$	\$	\$	\$	\$
01	Personal Emoluments	790,000	0	790,000	386,752	386,686	-66
02	Allowances	38,000	0	38,000	12,258	10,315	-1,943
<b>PERSONAL EMOLUMENTS/ALLOWANCES</b>		<b>828,000</b>	<b>0</b>	<b>828,000</b>	<b>399,010</b>	<b>397,001</b>	<b>-2,009</b>
OTHER CHARGES							
10	Travel and Subsistence	12,450	0	12,450	6,342	0	-6,342
50	Other Contractual Services/Family Island Dev.	25,000	0	25,000	5,680	4,997	-683
60	Supplies and Materials	67,500	0	67,500	18,026	3,018	-15,008
80	Repairs, Maintenance & Upkeep of Capital Assets	76,000	0	76,000	19,980	13,609	-6,371
90	Grants, Fixed Charges & Special Financial Transactions	161,000	0	161,000	4,886	11,643	6,757
<b>OTHER CHARGES</b>		<b>341,950</b>	<b>0</b>	<b>341,950</b>	<b>54,914</b>	<b>33,267</b>	<b>-21,647</b>
<b>GOVERNOR GENERAL &amp; STAFF TOTAL EXPENSES</b>		<b>1,169,950</b>	<b>0</b>	<b>1,169,950</b>	<b>453,924</b>	<b>430,268</b>	<b>-23,656</b>

THE ACCOUNTING OFFICER FOR THIS HEAD IS SECRETARY TO THE GOVERNOR GENERAL

## [Head 002] THE SENATE

ITEM NO.	TITLE OF ITEM	SUPPLEMENTAL ESTIMATES & VIREMENTS			PROVISIONAL ACTUAL EXPENDITURE	PROVISIONAL ACTUAL EXPENDITURE	VARIANCE PROVISIONAL
		APPROVED ESTIMATES 2017/2018	2017/2018	REVISED ESTIMATES 2017/2018	2016/2017 (JUL TO DEC)	2017/2018 (JUL TO DEC)	2016/2017 VS PROVISIONAL 2017/2018
		\$	\$	\$	\$	\$	\$
01	Personal Emoluments	227,715	0	227,715	121,214	118,058	-3,156
02	Allowances	7,000	0	7,000	0	2,965	2,965
<b>PERSONAL EMOLUMENTS/ALLOWANCES</b>		<b>234,715</b>	<b>0</b>	<b>234,715</b>	<b>121,214</b>	<b>121,023</b>	<b>-191</b>
OTHER CHARGES							
10	Travel and Subsistence	9,000	0	9,000	4,500	7,022	2,522
60	Supplies and Materials	6,485	0	6,485	0	3,291	3,291
90	Grants, Fixed Charges & Special Financial Transactions	1,000	0	1,000	0	0	0
<b>OTHER CHARGES</b>		<b>16,485</b>	<b>0</b>	<b>16,485</b>	<b>4,500</b>	<b>10,313</b>	<b>5,813</b>
<b>THE SENATE TOTAL EXPENSES</b>		<b>251,200</b>	<b>0</b>	<b>251,200</b>	<b>125,714</b>	<b>131,336</b>	<b>5,622</b>

THE ACCOUNTING OFFICER FOR THIS HEAD IS SECRETARY TO THE CABINET



## [Head 003] HOUSE OF ASSEMBLY

ITEM NO.	TITLE OF ITEM	SUPPLEMENTAL ESTIMATES & VIREMENTS			PROVISIONAL ACTUAL EXPENDITURE	PROVISIONAL ACTUAL EXPENDITURE	VARIANCE PROVISIONAL
		APPROVED ESTIMATES 2017/2018	2017/2018	REVISED ESTIMATES 2017/2018	2016/2017 (JUL TO DEC)	2017/2018 (JUL TO DEC)	2016/2017 VS PROVISIONAL 2017/2018
		\$	\$	\$	\$	\$	\$
01	Personal Emoluments	1,874,418	0	1,874,418	819,385	840,802	21,417
02	Allowances	51,700	0	51,700	12,670	26,457	13,787
<b>PERSONAL EMOLUMENTS/ALLOWANCES</b>		<b>1,926,118</b>	<b>0</b>	<b>1,926,118</b>	<b>832,055</b>	<b>867,259</b>	<b>35,204</b>
<b>OTHER CHARGES</b>							
10	Travel and Subsistence	111,500	0	111,500	46,145	39,203	-6,942
50	Other Contractual Services/Family Island Dev.	186,000	0	186,000	81,615	81,945	330
60	Supplies and Materials	57,500	0	57,500	26,529	7,442	-19,087
80	Repairs, Maintenance & Upkeep of Capital Assets	6,000	0	6,000	3,567	570	-2,997
90	Grants, Fixed Charges & Special Financial Transactions	1,000	0	1,000	0	90	90
<b>OTHER CHARGES</b>		<b>362,000</b>	<b>0</b>	<b>362,000</b>	<b>157,856</b>	<b>129,250</b>	<b>-28,606</b>
<b>HOUSE OF ASSEMBLY TOTAL EXPENSES</b>		<b>2,288,118</b>	<b>0</b>	<b>2,288,118</b>	<b>989,911</b>	<b>996,509</b>	<b>6,598</b>

THE ACCOUNTING OFFICER FOR THIS HEAD IS SECRETARY TO THE CABINET

# [Head 004] DEPARTMENT OF THE AUDITOR GENERAL

ITEM NO.	TITLE OF ITEM	SUPPLEMENTAL ESTIMATES & VIREMENTS			PROVISIONAL ACTUAL EXPENDITURE	PROVISIONAL ACTUAL EXPENDITURE	VARIANCE PROVISIONAL
		APPROVED ESTIMATES 2017/2018	2017/2018	REVISED ESTIMATES 2017/2018	2016/2017 (JUL TO DEC)	2017/2018 (JUL TO DEC)	2016/2017 VS PROVISIONAL 2017/2018
		\$	\$	\$	\$	\$	\$
01	Personal Emoluments	2,143,740	0	2,143,740	926,574	958,863	32,289
02	Allowances	36,600	0	36,600	10,900	16,386	5,486
<b>PERSONAL EMOLUMENTS/ALLOWANCES</b>		<b>2,180,340</b>	<b>0</b>	<b>2,180,340</b>	<b>937,474</b>	<b>975,249</b>	<b>37,775</b>
<b>OTHER CHARGES</b>							
10	Travel and Subsistence	82,000	0	82,000	35,128	42,583	7,455
30	Rent, Communication & Utilities	67,100	0	67,100	11,880	26,244	14,364
50	Other Contractual Services/Family Island Dev.	200,800	0	200,800	85,435	40,550	-44,885
60	Supplies and Materials	6,500	0	6,500	1,318	1,265	-53
80	Repairs, Maintenance & Upkeep of Capital Assets	10,000	0	10,000	1,189	4,209	3,020
90	Grants, Fixed Charges & Special Financial Transactions	1,000	0	1,000	362	205	-157
<b>OTHER CHARGES</b>		<b>367,400</b>	<b>0</b>	<b>367,400</b>	<b>135,312</b>	<b>115,056</b>	<b>-20,256</b>
<b>DEPARTMENT OF THE AUDITOR GENERAL TOTAL EXPENSES</b>		<b>2,547,740</b>	<b>0</b>	<b>2,547,740</b>	<b>1,072,786</b>	<b>1,090,305</b>	<b>17,519</b>

THE ACCOUNTING OFFICER FOR THIS HEAD IS AUDITOR GENERAL



## [Head 005] MINISTRY OF THE PUBLIC SERVICE & NATIONAL INSURANCE

ITEM NO.	TITLE OF ITEM	SUPPLEMENTAL ESTIMATES & VIREMENTS			PROVISIONAL ACTUAL EXPENDITURE	PROVISIONAL ACTUAL EXPENDITURE	VARIANCE PROVISIONAL
		APPROVED ESTIMATES 2017/2018	2017/2018	REVISED ESTIMATES 2017/2018	2016/2017 (JUL TO DEC)	2017/2018 (JUL TO DEC)	2016/2017 VS PROVISIONAL 2017/2018
		\$	\$	\$	\$	\$	\$
01	Personal Emoluments	5,375,400	0	5,375,400	2,331,630	2,245,931	-85,699
02	Allowances	57,500	0	57,500	22,595	26,924	4,329
<b>PERSONAL EMOLUMENTS/ALLOWANCES</b>		<b>5,432,900</b>	<b>0</b>	<b>5,432,900</b>	<b>2,354,225</b>	<b>2,272,855</b>	<b>-81,370</b>
OTHER CHARGES							
10	Travel and Subsistence	15,500	0	15,500	2,528	6,103	3,575
20	Transportation of Things	1,000	0	1,000	0	0	0
30	Rent, Communication & Utilities	42,962,393	0	42,962,393	16,986,254	7,729,570	-9,256,684
50	Other Contractual Services/Family Island Dev.	71,969,000	0	71,969,000	1,688,741	16,947,154	15,258,413
60	Supplies and Materials	10,000	0	10,000	2,712	3,460	748
80	Repairs, Maintenance & Upkeep of Capital Assets	857,000	0	857,000	75,808	1,366	-74,442
90	Grants, Fixed Charges & Special Financial Transactions	128,346,000	0	128,346,000	57,003,214	57,982,620	979,406
<b>OTHER CHARGES</b>		<b>244,160,893</b>	<b>0</b>	<b>244,160,893</b>	<b>75,759,257</b>	<b>82,670,273</b>	<b>6,911,016</b>
<b>MINISTRY OF THE PUBLIC SERVICE &amp; NATIONAL INSURANCE TOTAL EXPENSES</b>		<b>249,593,793</b>	<b>0</b>	<b>249,593,793</b>	<b>78,113,482</b>	<b>84,943,128</b>	<b>6,829,646</b>

THE ACCOUNTING OFFICER FOR THIS HEAD IS PERMANENT SECRETARY

## [Head 006] CABINET OFFICE

ITEM NO.	TITLE OF ITEM	SUPPLEMENTAL ESTIMATES			PROVISIONAL ACTUAL EXPENDITURE	PROVISIONAL ACTUAL EXPENDITURE	VARIANCE PROVISIONAL
		APPROVED ESTIMATES 2017/2018	& VIREMENTS 2017/2018	REVISED ESTIMATES 2017/2018	2016/2017 (JUL TO DEC)	2017/2018 (JUL TO DEC)	2016/2017 VS PROVISIONAL 2017/2018
		\$	\$	\$	\$	\$	\$
01	Personal Emoluments	2,426,000	0	2,426,000	1,169,554	1,193,398	23,844
02	Allowances	164,000	0	164,000	80,850	88,339	7,489
<b>PERSONAL EMOLUMENTS/ALLOWANCES</b>		<b>2,590,000</b>	<b>0</b>	<b>2,590,000</b>	<b>1,250,404</b>	<b>1,281,737</b>	<b>31,333</b>
<b>OTHER CHARGES</b>							
10	Travel and Subsistence	5,000	0	5,000	0	1,200	1,200
50	Other Contractual Services/Family Island Dev.	1,411,300	0	1,411,300	1,519,254	1,040,326	-478,928
60	Supplies and Materials	18,000	0	18,000	7,329	5,315	-2,014
80	Repairs, Maintenance & Upkeep of Capital Assets	42,000	0	42,000	1,963	8,859	6,896
90	Grants, Fixed Charges & Special Financial Transactions	3,221,000	0	3,221,000	2,280,085	1,044,110	-1,235,975
<b>OTHER CHARGES</b>		<b>4,697,300</b>	<b>0</b>	<b>4,697,300</b>	<b>3,808,631</b>	<b>2,099,810</b>	<b>-1,708,821</b>
<b>CABINET OFFICE TOTAL EXPENSES</b>		<b>7,287,300</b>	<b>0</b>	<b>7,287,300</b>	<b>5,059,035</b>	<b>3,381,547</b>	<b>-1,677,488</b>

THE ACCOUNTING OFFICER FOR THIS HEAD IS SECRETARY TO THE CABINET

# [Head 007] ATTORNEY GENERAL'S OFFICE

ATTORNEY GENERAL'S OFFICE

ITEM NO.	TITLE OF ITEM	SUPPLEMENTAL ESTIMATES & VIREMENTS			PROVISIONAL ACTUAL EXPENDITURE	PROVISIONAL ACTUAL EXPENDITURE	VARIANCE PROVISIONAL
		APPROVED ESTIMATES 2017/2018	2017/2018	REVISED ESTIMATES 2017/2018	2016/2017 (JUL TO DEC)	2017/2018 (JUL TO DEC)	2016/2017 VS PROVISIONAL 2017/2018
		\$	\$	\$	\$	\$	\$
01	Personal Emoluments	9,407,200	0	9,407,200	4,776,122	5,119,752	343,630
02	Allowances	569,100	0	569,100	198,895	233,356	34,461
<b>PERSONAL EMOLUMENTS/ALLOWANCES</b>		<b>9,976,300</b>	<b>0</b>	<b>9,976,300</b>	<b>4,975,017</b>	<b>5,353,108</b>	<b>378,091</b>
<b>OTHER CHARGES</b>							
10	Travel and Subsistence	239,000	0	239,000	148,879	107,055	-41,824
20	Transportation of Things	10,000	0	10,000	3,960	3,003	-957
30	Rent, Communication & Utilities	42,500	0	42,500	22,832	7,842	-14,990
50	Other Contractual Services/Family Island Dev.	2,311,000	0	2,311,000	1,976,768	1,553,613	-423,155
60	Supplies and Materials	8,000	0	8,000	1,320	1,320	0
80	Repairs, Maintenance & Upkeep of Capital Assets	25,000	0	25,000	12,024	9,057	-2,967
90	Grants, Fixed Charges & Special Financial Transactions	2,651,000	0	2,651,000	417,245	459,257	42,012
<b>OTHER CHARGES</b>		<b>5,286,500</b>	<b>0</b>	<b>5,286,500</b>	<b>2,583,028</b>	<b>2,141,147</b>	<b>-441,881</b>
<b>ATTORNEY GENERAL'S OFFICE TOTAL EXPENSES</b>		<b>15,262,800</b>	<b>0</b>	<b>15,262,800</b>	<b>7,558,045</b>	<b>7,494,255</b>	<b>-63,790</b>

THE ACCOUNTING OFFICER FOR THIS HEAD IS PERMANENT SECRETARY



**[Head 008] OFFICE OF THE JUDICIARY  
(SUPREME AND MAGISTRATES COURTS)**

ITEM NO.	TITLE OF ITEM	SUPPLEMENTAL ESTIMATES			PROVISIONAL ACTUAL EXPENDITURE	PROVISIONAL ACTUAL EXPENDITURE	VARIANCE PROVISIONAL
		APPROVED ESTIMATES 2017/2018	& VIREMENTS 2017/2018	REVISED ESTIMATES 2017/2018	2016/2017 (JUL TO DEC)	2017/2018 (JUL TO DEC)	2016/2017 VS PROVISIONAL 2017/2018
		\$	\$	\$	\$	\$	\$
01	Personal Emoluments	10,547,900	0	10,547,900	5,444,582	5,128,212	-316,370
02	Allowances	1,729,500	0	1,729,500	692,279	835,917	143,638
<b>PERSONAL EMOLUMENTS/ALLOWANCES</b>		<b>12,277,400</b>	<b>0</b>	<b>12,277,400</b>	<b>6,136,861</b>	<b>5,964,129</b>	<b>-172,732</b>
<b>OTHER CHARGES</b>							
10	Travel and Subsistence	46,000	0	46,000	31,790	27,570	-4,220
30	Rent, Communication & Utilities	106,000	0	106,000	103,100	44,000	-59,100
40	Printing and Reproduction	25,000	0	25,000	0	0	0
50	Other Contractual Services/Family Island Dev.	1,361,121	0	1,361,121	866,455	415,915	-450,540
60	Supplies and Materials	11,500	0	11,500	3,655	598	-3,057
80	Repairs, Maintenance & Upkeep of Capital Assets	16,000	0	16,000	4,059	4,782	723
90	Grants, Fixed Charges & Special Financial Transactions	620,500	0	620,500	198,506	92,020	-106,486
<b>OTHER CHARGES</b>		<b>2,186,121</b>	<b>0</b>	<b>2,186,121</b>	<b>1,207,565</b>	<b>584,885</b>	<b>-622,680</b>
<b>OFFICE OF THE JUDICIARY (SUPREME AND MAGISTRATES COURTS) TOTAL EXPENSES</b>		<b>14,463,521</b>	<b>0</b>	<b>14,463,521</b>	<b>7,344,426</b>	<b>6,549,014</b>	<b>-795,412</b>

THE ACCOUNTING OFFICER FOR THIS HEAD IS REGISTRAR

## [Head 009] COURT OF APPEAL

COURT OF APPEAL

ITEM NO.	TITLE OF ITEM	SUPPLEMENTAL ESTIMATES & VIREMENTS			PROVISIONAL ACTUAL EXPENDITURE	PROVISIONAL ACTUAL EXPENDITURE	VARIANCE PROVISIONAL
		APPROVED ESTIMATES 2017/2018	2017/2018	REVISED ESTIMATES 2017/2018	2016/2017 (JUL TO DEC)	2017/2018 (JUL TO DEC)	2016/2017 VS PROVISIONAL 2017/2018
		\$	\$	\$	\$	\$	\$
01	Personal Emoluments	1,769,684	0	1,769,684	572,901	551,976	-20,925
02	Allowances	355,000	0	355,000	138,145	150,356	12,211
<b>PERSONAL EMOLUMENTS/ALLOWANCES</b>		<b>2,124,684</b>	<b>0</b>	<b>2,124,684</b>	<b>711,046</b>	<b>702,332</b>	<b>-8,714</b>
<b>OTHER CHARGES</b>							
10	Travel and Subsistence	10,000	0	10,000	2,400	1,440	-960
20	Transportation of Things	5,000	0	5,000	733	503	-230
30	Rent, Communication & Utilities	74,000	0	74,000	21,680	21,600	-80
50	Other Contractual Services/Family Island Dev.	174,628	0	174,628	52,982	52,470	-512
60	Supplies and Materials	12,000	0	12,000	3,035	3,946	911
80	Repairs, Maintenance & Upkeep of Capital Assets	35,000	0	35,000	9,199	13,439	4,240
90	Grants, Fixed Charges & Special Financial Transactions	1,000	0	1,000	0	0	0
<b>OTHER CHARGES</b>		<b>311,628</b>	<b>0</b>	<b>311,628</b>	<b>90,029</b>	<b>93,398</b>	<b>3,369</b>
<b>COURT OF APPEAL TOTAL EXPENSES</b>		<b>2,436,312</b>	<b>0</b>	<b>2,436,312</b>	<b>801,075</b>	<b>795,730</b>	<b>-5,345</b>

THE ACCOUNTING OFFICER FOR THIS HEAD IS REGISTRAR

## [Head 010] REGISTRAR GENERAL'S DEPARTMENT

ITEM NO.	TITLE OF ITEM	SUPPLEMENTAL ESTIMATES & VIREMENTS			PROVISIONAL ACTUAL EXPENDITURE	PROVISIONAL ACTUAL EXPENDITURE	VARIANCE PROVISIONAL
		2017/2018 ESTIMATES	2017/2018	REVISED ESTIMATES 2017/2018	2016/2017 (JUL TO DEC)	2017/2018 (JUL TO DEC)	2016/2017 VS PROVISIONAL 2017/2018
		\$	\$	\$	\$	\$	\$
01	Personal Emoluments	2,684,685	0	2,684,685	1,114,344	1,237,173	122,829
02	Allowances	16,000	0	16,000	1,500	250	-1,250
<b>PERSONAL EMOLUMENTS/ALLOWANCES</b>		<b>2,700,685</b>	<b>0</b>	<b>2,700,685</b>	<b>1,115,844</b>	<b>1,237,423</b>	<b>121,579</b>
<b>OTHER CHARGES</b>							
10	Travel and Subsistence	6,500	0	6,500	1,610	5,777	4,167
30	Rent, Communication & Utilities	96,000	0	96,000	42,240	42,240	0
50	Other Contractual Services/Family Island Dev.	892,000	0	892,000	291,869	467,461	175,592
60	Supplies and Materials	4,500	0	4,500	354	1,199	845
80	Repairs, Maintenance & Upkeep of Capital Assets	5,400	0	5,400	1,664	971	-693
90	Grants, Fixed Charges & Special Financial Transactions	1,000	0	1,000	3	61	58
<b>OTHER CHARGES</b>		<b>1,005,400</b>	<b>0</b>	<b>1,005,400</b>	<b>337,740</b>	<b>517,709</b>	<b>179,969</b>
<b>REGISTRAR GENERAL'S DEPARTMENT TOTAL EXPENSES</b>		<b>3,706,085</b>	<b>0</b>	<b>3,706,085</b>	<b>1,453,584</b>	<b>1,755,132</b>	<b>301,548</b>

THE ACCOUNTING OFFICER FOR THIS HEAD IS REGISTRAR GENERAL



# [Head 011] BAHAMAS DEPARTMENT OF CORRECTIONAL SERVICES

ITEM NO.	TITLE OF ITEM	SUPPLEMENTAL ESTIMATES & VIREMENTS			PROVISIONAL ACTUAL EXPENDITURE	PROVISIONAL ACTUAL EXPENDITURE	VARIANCE PROVISIONAL
		APPROVED ESTIMATES 2017/2018	& VIREMENTS 2017/2018	REVISED ESTIMATES 2017/2018	2016/2017 (JUL TO DEC)	2017/2018 (JUL TO DEC)	2016/2017 VS PROVISIONAL 2017/2018
		\$	\$	\$	\$	\$	\$
01	Personal Emoluments	21,754,367	0	21,754,367	10,824,853	10,808,971	-15,882
02	Allowances	1,804,800	0	1,804,800	870,321	827,634	-42,687
<b>PERSONAL EMOLUMENTS/ALLOWANCES</b>		<b>23,559,167</b>	<b>0</b>	<b>23,559,167</b>	<b>11,695,174</b>	<b>11,636,605</b>	<b>-58,569</b>
<b>OTHER CHARGES</b>							
10	Travel and Subsistence	2,900	0	2,900	0	0	0
20	Transportation of Things	4,000	0	4,000	0	375	375
30	Rent, Communication & Utilities	2,000	0	2,000	175	0	-175
50	Other Contractual Services/Family Island Dev.	135,500	0	135,500	37,066	34,463	-2,603
60	Supplies and Materials	531,200	0	531,200	127,032	143,380	16,348
70	Acquisition, Construction & Improvement of Capital Assets	648,000	0	648,000	265,351	95,237	-170,114
80	Repairs, Maintenance & Upkeep of Capital Assets	424,000	0	424,000	134,034	160,927	26,893
90	Grants, Fixed Charges & Special Financial Transactions	3,700	0	3,700	383	0	-383
<b>OTHER CHARGES</b>		<b>1,751,300</b>	<b>0</b>	<b>1,751,300</b>	<b>564,041</b>	<b>434,382</b>	<b>-129,659</b>
<b>BAHAMAS DEPARTMENT OF CORRECTIONAL SERVICES TOTAL EXPENSES</b>		<b>25,310,467</b>	<b>0</b>	<b>25,310,467</b>	<b>12,259,215</b>	<b>12,070,987</b>	<b>-188,228</b>

THE ACCOUNTING OFFICER FOR THIS HEAD IS COMMISSIONER

# [Head 012] PARLIAMENTARY REGISTRATION DEPARTMENT

ITEM NO.	TITLE OF ITEM	SUPPLEMENTAL ESTIMATES & VIREMENTS			PROVISIONAL ACTUAL EXPENDITURE	PROVISIONAL ACTUAL EXPENDITURE	VARIANCE PROVISIONAL
		APPROVED ESTIMATES 2017/2018	2017/2018	REVISED ESTIMATES 2017/2018	2016/2017 (JUL TO DEC)	2017/2018 (JUL TO DEC)	2016/2017 VS PROVISIONAL 2017/2018
		\$	\$	\$	\$	\$	\$
01	Personal Emoluments	800,600	0	800,600	314,189	359,212	45,023
02	Allowances	8,000	0	8,000	1,500	1,500	0
<b>PERSONAL EMOLUMENTS/ALLOWANCES</b>		<b>808,600</b>	<b>0</b>	<b>808,600</b>	<b>315,689</b>	<b>360,712</b>	<b>45,023</b>
OTHER CHARGES							
10	Travel and Subsistence	6,000	0	6,000	248	0	-248
30	Rent, Communication & Utilities	33	0	33	0	0	0
50	Other Contractual Services/Family Island Dev.	727,000	0	727,000	648,810	357,023	-291,787
60	Supplies and Materials	9,000	0	9,000	1,369	1,672	303
80	Repairs, Maintenance & Upkeep of Capital Assets	2,000	0	2,000	395	310	-85
90	Grants, Fixed Charges & Special Financial Transactions	0	0	0	183	0	-183
<b>OTHER CHARGES</b>		<b>744,033</b>	<b>0</b>	<b>744,033</b>	<b>651,005</b>	<b>359,005</b>	<b>-292,000</b>
<b>PARLIAMENTARY REGISTRATION DEPARTMENT TOTAL EXPENSES</b>		<b>1,552,633</b>	<b>0</b>	<b>1,552,633</b>	<b>966,694</b>	<b>719,717</b>	<b>-246,977</b>

THE ACCOUNTING OFFICER FOR THIS HEAD IS PARLIAMENTARY COMMISSIONER

# [Head 013] MINISTRY OF FOREIGN AFFAIRS

ITEM NO.	TITLE OF ITEM	SUPPLEMENTAL ESTIMATES & VIREMENTS			PROVISIONAL ACTUAL EXPENDITURE	PROVISIONAL ACTUAL EXPENDITURE	VARIANCE PROVISIONAL
		APPROVED ESTIMATES 2017/2018	2017/2018	REVISED ESTIMATES 2017/2018	2016/2017 (JUL TO DEC)	2017/2018 (JUL TO DEC)	2016/2017 VS PROVISIONAL 2017/2018
		\$	\$	\$	\$	\$	\$
01	Personal Emoluments	14,582,233	0	14,582,233	5,128,151	5,046,439	-81,712
02	Allowances	3,825,300	0	3,825,300	1,646,783	1,537,122	-109,661
<b>PERSONAL EMOLUMENTS/ALLOWANCES</b>		<b>18,407,533</b>	<b>0</b>	<b>18,407,533</b>	<b>6,774,934</b>	<b>6,583,561</b>	<b>-191,373</b>
<b>OTHER CHARGES</b>							
10	Travel and Subsistence	75,000	0	75,000	65,916	7,079	-58,837
20	Transportation of Things	22,000	0	22,000	10,127	8,170	-1,957
30	Rent, Communication & Utilities	3,858,000	0	3,858,000	1,291,018	1,775,519	484,501
50	Other Contractual Services/Family Island Dev.	6,060,945	0	6,060,945	2,053,067	2,250,726	197,659
60	Supplies and Materials	44,800	0	44,800	6,733	11,993	5,260
80	Repairs, Maintenance & Upkeep of Capital Assets	48,500	0	48,500	13,182	16,852	3,670
90	Grants, Fixed Charges & Special Financial Transactions	8,221,412	0	8,221,412	3,842,085	3,625,261	-216,824
<b>OTHER CHARGES</b>		<b>18,330,657</b>	<b>0</b>	<b>18,330,657</b>	<b>7,282,128</b>	<b>7,695,600</b>	<b>413,472</b>
<b>MINISTRY OF FOREIGN AFFAIRS TOTAL EXPENSES</b>		<b>36,738,190</b>	<b>0</b>	<b>36,738,190</b>	<b>14,057,062</b>	<b>14,279,161</b>	<b>222,099</b>

THE ACCOUNTING OFFICER FOR THIS HEAD IS PERMANENT SECRETARY



## [Head 014] OFFICE OF THE PRIME MINISTER

ITEM NO.	TITLE OF ITEM	SUPPLEMENTAL ESTIMATES & VIREMENTS			PROVISIONAL ACTUAL EXPENDITURE	PROVISIONAL ACTUAL EXPENDITURE	VARIANCE PROVISIONAL
		APPROVED ESTIMATES 2017/2018	2017/2018	REVISED ESTIMATES 2017/2018	2016/2017 (JUL TO DEC)	2017/2018 (JUL TO DEC)	2016/2017 VS PROVISIONAL 2017/2018
		\$	\$	\$	\$	\$	\$
01	Personal Emoluments	3,611,903	0	3,611,903	1,434,859	1,693,587	258,728
02	Allowances	120,100	0	120,100	52,378	50,700	-1,678
<b>PERSONAL EMOLUMENTS/ALLOWANCES</b>		<b>3,732,003</b>	<b>0</b>	<b>3,732,003</b>	<b>1,487,237</b>	<b>1,744,287</b>	<b>257,050</b>
OTHER CHARGES							
10	Travel and Subsistence	100,000	0	100,000	49,387	26,295	-23,092
20	Transportation of Things	1,000	0	1,000	423	423	0
50	Other Contractual Services/Family Island Dev.	1,405,100	0	1,405,100	1,761,313	13,428	-1,747,885
60	Supplies and Materials	28,000	0	28,000	8,797	14,007	5,210
80	Repairs, Maintenance & Upkeep of Capital Assets	21,000	0	21,000	8,643	9,221	578
90	Grants, Fixed Charges & Special Financial Transactions	6,313,500	0	6,313,500	67,717,200	2,536,338	-65,180,862
<b>OTHER CHARGES</b>		<b>7,868,600</b>	<b>0</b>	<b>7,868,600</b>	<b>69,545,763</b>	<b>2,599,712</b>	<b>-66,946,051</b>
<b>OFFICE OF THE PRIME MINISTER TOTAL EXPENSES</b>		<b>11,600,603</b>	<b>0</b>	<b>11,600,603</b>	<b>71,033,000</b>	<b>4,343,999</b>	<b>-66,689,001</b>

THE ACCOUNTING OFFICER FOR THIS HEAD IS PERMANENT SECRETARY

## [Head 016] BAHAMAS INFORMATION SERVICES

ITEM NO.	TITLE OF ITEM	SUPPLEMENTAL ESTIMATES & VIREMENTS			PROVISIONAL ACTUAL EXPENDITURE	PROVISIONAL ACTUAL EXPENDITURE	VARIANCE PROVISIONAL
		APPROVED ESTIMATES 2017/2018	2017/2018	REVISED ESTIMATES 2017/2018	2016/2017 (JUL TO DEC)	2017/2018 (JUL TO DEC)	2016/2017 VS PROVISIONAL 2017/2018
		\$	\$	\$	\$	\$	\$
01	Personal Emoluments	2,332,161	0	2,332,161	989,569	1,106,222	116,653
02	Allowances	3,000	0	3,000	0	0	0
<b>PERSONAL EMOLUMENTS/ALLOWANCES</b>		<b>2,335,161</b>	<b>0</b>	<b>2,335,161</b>	<b>989,569</b>	<b>1,106,222</b>	<b>116,653</b>
<b>OTHER CHARGES</b>							
10	Travel and Subsistence	42,000	0	42,000	19,143	20,543	1,400
20	Transportation of Things	1,000	0	1,000	0	24	24
50	Other Contractual Services/Family Island Dev.	5,000	0	5,000	4,469	2,250	-2,219
60	Supplies and Materials	12,650	0	12,650	3,418	2,948	-470
80	Repairs, Maintenance & Upkeep of Capital Assets	4,500	0	4,500	1,023	1,124	101
90	Grants, Fixed Charges & Special Financial Transactions	1,000	0	1,000	285	59	-226
<b>OTHER CHARGES</b>		<b>66,150</b>	<b>0</b>	<b>66,150</b>	<b>28,338</b>	<b>26,948</b>	<b>-1,390</b>
<b>BAHAMAS INFORMATION SERVICES TOTAL EXPENSES</b>		<b>2,401,311</b>	<b>0</b>	<b>2,401,311</b>	<b>1,017,907</b>	<b>1,133,170</b>	<b>115,263</b>

THE ACCOUNTING OFFICER FOR THIS HEAD IS EXECUTIVE DIRECTOR

# [Head 017] GOVERNMENT PRINTING DEPARTMENT

ITEM NO.	TITLE OF ITEM	SUPPLEMENTAL ESTIMATES & VIREMENTS			PROVISIONAL ACTUAL EXPENDITURE	PROVISIONAL ACTUAL EXPENDITURE	VARIANCE PROVISIONAL
		APPROVED ESTIMATES 2017/2018	2017/2018	REVISED ESTIMATES 2017/2018	2016/2017 (JUL TO DEC)	2017/2018 (JUL TO DEC)	2016/2017 VS PROVISIONAL 2017/2018
		\$	\$	\$	\$	\$	\$
01	Personal Emoluments	1,244,142	0	1,244,142	583,713	565,009	-18,704
02	Allowances	75,000	0	75,000	31,075	29,310	-1,765
<b>PERSONAL EMOLUMENTS/ALLOWANCES</b>		<b>1,319,142</b>	<b>0</b>	<b>1,319,142</b>	<b>614,788</b>	<b>594,319</b>	<b>-20,469</b>
<b>OTHER CHARGES</b>							
10	Travel and Subsistence	4,000	0	4,000	2,780	0	-2,780
40	Printing and Reproduction	190,000	0	190,000	94,517	81,411	-13,106
50	Other Contractual Services/Family Island Dev.	94,400	0	94,400	41,460	32,457	-9,003
60	Supplies and Materials	55,500	0	55,500	29,983	11,411	-18,572
80	Repairs, Maintenance & Upkeep of Capital Assets	7,500	0	7,500	1,956	96	-1,860
90	Grants, Fixed Charges & Special Financial Transactions	1,000	0	1,000	0	0	0
<b>OTHER CHARGES</b>		<b>352,400</b>	<b>0</b>	<b>352,400</b>	<b>170,696</b>	<b>125,375</b>	<b>-45,321</b>
<b>GOVERNMENT PRINTING DEPARTMENT TOTAL EXPENSES</b>		<b>1,671,542</b>	<b>0</b>	<b>1,671,542</b>	<b>785,484</b>	<b>719,694</b>	<b>-65,790</b>

THE ACCOUNTING OFFICER FOR THIS HEAD IS SECRETARY TO THE CABINET



# [Head 018] DEPARTMENT OF LOCAL GOVERNMENT

DEPARTMENT OF LOCAL GOVERNMENT

ITEM NO.	TITLE OF ITEM	SUPPLEMENTAL ESTIMATES & VIREMENTS			PROVISIONAL ACTUAL EXPENDITURE	PROVISIONAL ACTUAL EXPENDITURE	VARIANCE PROVISIONAL
		APPROVED ESTIMATES 2017/2018	2017/2018	REVISED ESTIMATES 2017/2018	2016/2017 (JUL TO DEC)	2017/2018 (JUL TO DEC)	2016/2017 VS PROVISIONAL 2017/2018
		\$	\$	\$	\$	\$	\$
01	Personal Emoluments	7,795,080	0	7,795,080	3,989,250	3,923,123	-66,127
02	Allowances	282,400	0	282,400	107,910	95,585	-12,325
<b>PERSONAL EMOLUMENTS/ALLOWANCES</b>		<b>8,077,480</b>	<b>0</b>	<b>8,077,480</b>	<b>4,097,160</b>	<b>4,018,708</b>	<b>-78,452</b>
OTHER CHARGES							
10	Travel and Subsistence	62,000	0	62,000	17,664	19,792	2,128
20	Transportation of Things	25,000	0	25,000	10,073	9,556	-517
30	Rent, Communication & Utilities	404,250	0	404,250	151,320	138,809	-12,511
50	Other Contractual Services/Family Island Dev.	13,763,030	0	13,763,030	5,621,857	5,671,440	49,583
60	Supplies and Materials	12,000	0	12,000	2,179	3,815	1,636
80	Repairs, Maintenance & Upkeep of Capital Assets	194,000	0	194,000	73,025	41,697	-31,328
90	Grants, Fixed Charges & Special Financial Transactions	1,101,000	0	1,101,000	362	18,045	17,683
<b>OTHER CHARGES</b>		<b>15,561,280</b>	<b>0</b>	<b>15,561,280</b>	<b>5,876,480</b>	<b>5,903,154</b>	<b>26,674</b>
<b>DEPARTMENT OF LOCAL GOVERNMENT TOTAL EXPENSES</b>		<b>23,638,760</b>	<b>0</b>	<b>23,638,760</b>	<b>9,973,640</b>	<b>9,921,862</b>	<b>-51,778</b>

THE ACCOUNTING OFFICER FOR THIS HEAD IS PERMANENT SECRETARY

# [Head 019] DEPARTMENT OF PHYSICAL PLANNING

ITEM NO.	TITLE OF ITEM	SUPPLEMENTAL ESTIMATES & VIREMENTS			PROVISIONAL ACTUAL EXPENDITURE	PROVISIONAL ACTUAL EXPENDITURE	VARIANCE PROVISIONAL
		APPROVED ESTIMATES 2017/2018	2017/2018	REVISED ESTIMATES 2017/2018	2016/2017 (JUL TO DEC)	2017/2018 (JUL TO DEC)	2016/2017 VS PROVISIONAL 2017/2018
		\$	\$	\$	\$	\$	\$
01	Personal Emoluments	893,950	0	893,950	349,303	338,503	-10,800
02	Allowances	5,500	0	5,500	0	0	0
<b>PERSONAL EMOLUMENTS/ALLOWANCES</b>		<b>899,450</b>	<b>0</b>	<b>899,450</b>	<b>349,303</b>	<b>338,503</b>	<b>-10,800</b>
<b>OTHER CHARGES</b>							
10	Travel and Subsistence	5,500	0	5,500	140	0	-140
20	Transportation of Things	100	0	100	0	0	0
30	Rent, Communication & Utilities	50	0	50	0	0	0
50	Other Contractual Services/Family Island Dev.	78,064	0	78,064	44,949	5,796	-39,153
60	Supplies and Materials	17,000	0	17,000	1,716	4,019	2,303
80	Repairs, Maintenance & Upkeep of Capital Assets	23,100	0	23,100	516	7,696	7,180
90	Grants, Fixed Charges & Special Financial Transactions	1,000	0	1,000	364	282	-82
<b>OTHER CHARGES</b>		<b>124,814</b>	<b>0</b>	<b>124,814</b>	<b>47,685</b>	<b>17,793</b>	<b>-29,892</b>
<b>DEPARTMENT OF PHYSICAL PLANNING TOTAL EXPENSES</b>		<b>1,024,264</b>	<b>0</b>	<b>1,024,264</b>	<b>396,988</b>	<b>356,296</b>	<b>-40,692</b>

THE ACCOUNTING OFFICER FOR THIS HEAD IS DIRECTOR

DEPARTMENT OF PHYSICAL PLANNING

## [Head 020] DEPARTMENT OF LANDS & SURVEYS

ITEM NO.	TITLE OF ITEM	SUPPLEMENTAL ESTIMATES & VIREMENTS			PROVISIONAL ACTUAL EXPENDITURE	PROVISIONAL ACTUAL EXPENDITURE	VARIANCE PROVISIONAL
		APPROVED ESTIMATES 2017/2018	2017/2018	REVISED ESTIMATES 2017/2018	2016/2017 (JUL TO DEC)	2017/2018 (JUL TO DEC)	2016/2017 VS PROVISIONAL 2017/2018
		\$	\$	\$	\$	\$	\$
01	Personal Emoluments	1,943,623	0	1,943,623	684,956	675,468	-9,488
02	Allowances	63,500	0	63,500	15,324	11,258	-4,066
<b>PERSONAL EMOLUMENTS/ALLOWANCES</b>		<b>2,007,123</b>	<b>0</b>	<b>2,007,123</b>	<b>700,280</b>	<b>686,726</b>	<b>-13,554</b>
OTHER CHARGES							
10	Travel and Subsistence	6,000	0	6,000	2,021	210	-1,811
20	Transportation of Things	1,000	0	1,000	0	0	0
50	Other Contractual Services/Family Island Dev.	71,000	0	71,000	10,968	2,994	-7,974
60	Supplies and Materials	10,075	0	10,075	1,175	2,091	916
80	Repairs, Maintenance & Upkeep of Capital Assets	12,000	0	12,000	4,145	1,837	-2,308
90	Grants, Fixed Charges & Special Financial Transactions	2,000	0	2,000	326	81	-245
<b>OTHER CHARGES</b>		<b>102,075</b>	<b>0</b>	<b>102,075</b>	<b>18,635</b>	<b>7,213</b>	<b>-11,422</b>
<b>DEPARTMENT OF LANDS &amp; SURVEYS TOTAL EXPENSES</b>		<b>2,109,198</b>	<b>0</b>	<b>2,109,198</b>	<b>718,915</b>	<b>693,939</b>	<b>-24,976</b>

THE ACCOUNTING OFFICER FOR THIS HEAD IS DIRECTOR

## [Head 021] MINISTRY OF FINANCE

ITEM NO.	TITLE OF ITEM	SUPPLEMENTAL ESTIMATES & VIREMENTS			PROVISIONAL ACTUAL EXPENDITURE	PROVISIONAL ACTUAL EXPENDITURE	VARIANCE PROVISIONAL
		APPROVED ESTIMATES 2017/2018	2017/2018	REVISED ESTIMATES 2017/2018	2016/2017 (JUL TO DEC)	2017/2018 (JUL TO DEC)	2016/2017 VS PROVISIONAL 2017/2018
		\$	\$	\$	\$	\$	\$
01	Personal Emoluments	51,359,450	-6,850,000	44,509,450	15,160,555	12,049,369	-3,111,186
02	Allowances	382,000	0	382,000	47,050	178,682	131,632
<b>PERSONAL EMOLUMENTS/ALLOWANCES</b>		<b>51,741,450</b>	<b>-6,850,000</b>	<b>44,891,450</b>	<b>15,207,605</b>	<b>12,228,051</b>	<b>-2,979,554</b>
<b>OTHER CHARGES</b>							
10	Travel and Subsistence	3,850,000	0	3,850,000	1,775,743	1,462,639	-313,104
30	Rent, Communication & Utilities	65,182,000	0	65,182,000	10,808,527	25,718,149	14,909,622
40	Printing and Reproduction	2,428,500	0	2,428,500	781,793	840,974	59,181
50	Other Contractual Services/Family Island Dev.	17,173,000	1,315,000	18,488,000	7,076,226	8,598,898	1,522,672
60	Supplies and Materials	5,980,500	0	5,980,500	3,341,862	2,337,130	-1,004,732
70	Acquisition, Construction & Improvement of Capital Assets	0	0	0	846,893	0	-846,893
80	Repairs, Maintenance & Upkeep of Capital Assets	12,000	0	12,000	2,882	4,389	1,507
90	Grants, Fixed Charges & Special Financial Transactions	67,571,000	5,535,000	73,106,000	86,300,466	34,626,679	-51,673,787
<b>OTHER CHARGES</b>		<b>162,197,000</b>	<b>6,850,000</b>	<b>169,047,000</b>	<b>110,934,392</b>	<b>73,588,858</b>	<b>-37,345,534</b>
<b>MINISTRY OF FINANCE TOTAL EXPENSES</b>		<b>213,938,450</b>	<b>0</b>	<b>213,938,450</b>	<b>126,141,997</b>	<b>85,816,909</b>	<b>-40,325,088</b>

THE ACCOUNTING OFFICER FOR THIS HEAD IS FINANCIAL SECRETARY



## [Head 022] TREASURY DEPARTMENT

TREASURY DEPARTMENT

ITEM NO.	TITLE OF ITEM	SUPPLEMENTAL ESTIMATES & VIREMENTS			PROVISIONAL ACTUAL EXPENDITURE	PROVISIONAL ACTUAL EXPENDITURE	VARIANCE PROVISIONAL
		APPROVED ESTIMATES 2017/2018	2017/2018	REVISED ESTIMATES 2017/2018	2016/2017 (JUL TO DEC)	2017/2018 (JUL TO DEC)	2016/2017 VS PROVISIONAL 2017/2018
		\$	\$	\$	\$	\$	\$
01	Personal Emoluments	38,759,115	0	38,759,115	19,028,590	20,700,732	1,672,142
02	Allowances	126,600	0	126,600	45,910	22,900	-23,010
<b>PERSONAL EMOLUMENTS/ALLOWANCES</b>		<b>38,885,715</b>	<b>0</b>	<b>38,885,715</b>	<b>19,074,500</b>	<b>20,723,632</b>	<b>1,649,132</b>
OTHER CHARGES							
10	Travel and Subsistence	4,300	0	4,300	1,222	2,310	1,088
30	Rent, Communication & Utilities	45,600	0	45,600	9,051,035	19,570	-9,031,465
50	Other Contractual Services/Family Island Dev.	3,500,700	0	3,500,700	1,169,512	1,812,522	643,010
60	Supplies and Materials	10,500	0	10,500	1,947	1,435	-512
80	Repairs, Maintenance & Upkeep of Capital Assets	17,068	0	17,068	3,537	6,114	2,577
90	Grants, Fixed Charges & Special Financial Transactions	758,183,989	624,051,550	1,382,235,539	376,978,856	961,878,917	584,900,061
<b>OTHER CHARGES</b>		<b>761,762,157</b>	<b>624,051,550</b>	<b>1,385,813,707</b>	<b>387,206,109</b>	<b>963,720,868</b>	<b>576,514,759</b>
<b>TREASURY DEPARTMENT TOTAL EXPENSES</b>		<b>800,647,872</b>	<b>624,051,550</b>	<b>1,424,699,422</b>	<b>406,280,609</b>	<b>984,444,500</b>	<b>578,163,891</b>

THE ACCOUNTING OFFICER FOR THIS HEAD IS TREASURER

## [Head 023] CUSTOMS DEPARTMENT

ITEM NO.	TITLE OF ITEM	SUPPLEMENTAL ESTIMATES			PROVISIONAL ACTUAL EXPENDITURE	PROVISIONAL ACTUAL EXPENDITURE	VARIANCE PROVISIONAL
		APPROVED ESTIMATES 2017/2018	& VIREMENTS 2017/2018	REVISED ESTIMATES 2017/2018	2016/2017 (JUL TO DEC)	2017/2018 (JUL TO DEC)	2016/2017 VS PROVISIONAL 2017/2018
		\$	\$	\$	\$	\$	\$
01	Personal Emoluments	21,486,960	0	21,486,960	11,471,858	12,877,908	1,406,050
02	Allowances	2,338,500	0	2,338,500	977,032	719,703	-257,329
<b>PERSONAL EMOLUMENTS/ALLOWANCES</b>		<b>23,825,460</b>	<b>0</b>	<b>23,825,460</b>	<b>12,448,890</b>	<b>13,597,611</b>	<b>1,148,721</b>
<b>OTHER CHARGES</b>							
10	Travel and Subsistence	51,500	0	51,500	8,698	19,960	11,262
20	Transportation of Things	40,000	0	40,000	10,963	7,178	-3,785
30	Rent, Communication & Utilities	1,571,500	0	1,571,500	708,322	678,680	-29,642
50	Other Contractual Services/Family Island Dev.	4,960,700	0	4,960,700	929,777	4,696,744	3,766,967
60	Supplies and Materials	349,644	0	349,644	94,334	11,869	-82,465
80	Repairs, Maintenance & Upkeep of Capital Assets	211,700	0	211,700	64,982	47,923	-17,059
90	Grants, Fixed Charges & Special Financial Transactions	22,000	0	22,000	0	0	0
<b>OTHER CHARGES</b>		<b>7,207,044</b>	<b>0</b>	<b>7,207,044</b>	<b>1,817,076</b>	<b>5,462,354</b>	<b>3,645,278</b>
<b>CUSTOMS DEPARTMENT TOTAL EXPENSES</b>		<b>31,032,504</b>	<b>0</b>	<b>31,032,504</b>	<b>14,265,966</b>	<b>19,059,965</b>	<b>4,793,999</b>

THE ACCOUNTING OFFICER FOR THIS HEAD IS COMPTROLLER

# [Head 024] DEPARTMENT OF STATISTICS

ITEM NO.	TITLE OF ITEM	SUPPLEMENTAL ESTIMATES & VIREMENTS			PROVISIONAL ACTUAL EXPENDITURE	PROVISIONAL ACTUAL EXPENDITURE	VARIANCE PROVISIONAL
		APPROVED ESTIMATES 2017/2018	2017/2018	REVISED ESTIMATES 2017/2018	2016/2017 (JUL TO DEC)	2017/2018 (JUL TO DEC)	2016/2017 VS PROVISIONAL 2017/2018
		\$	\$	\$	\$	\$	\$
01	Personal Emoluments	3,025,100	0	3,025,100	1,368,640	1,269,111	-99,529
02	Allowances	13,000	0	13,000	4,200	4,200	0
<b>PERSONAL EMOLUMENTS/ALLOWANCES</b>		<b>3,038,100</b>	<b>0</b>	<b>3,038,100</b>	<b>1,372,840</b>	<b>1,273,311</b>	<b>-99,529</b>
<b>OTHER CHARGES</b>							
10	Travel and Subsistence	23,100	0	23,100	2,865	3,652	787
50	Other Contractual Services/Family Island Dev.	49,200	0	49,200	7,305	2,052	-5,253
60	Supplies and Materials	6,400	0	6,400	402	385	-17
80	Repairs, Maintenance & Upkeep of Capital Assets	12,100	0	12,100	1,842	1,347	-495
90	Grants, Fixed Charges & Special Financial Transactions	51,000	0	51,000	15,711	6,481	-9,230
<b>OTHER CHARGES</b>		<b>141,800</b>	<b>0</b>	<b>141,800</b>	<b>28,125</b>	<b>13,917</b>	<b>-14,208</b>
<b>DEPARTMENT OF STATISTICS TOTAL EXPENSES</b>		<b>3,179,900</b>	<b>0</b>	<b>3,179,900</b>	<b>1,400,965</b>	<b>1,287,228</b>	<b>-113,737</b>

THE ACCOUNTING OFFICER FOR THIS HEAD IS DIRECTOR

# [Head 028] DEPARTMENT OF INLAND REVENUE

ITEM NO.	TITLE OF ITEM	SUPPLEMENTAL ESTIMATES & VIREMENTS			PROVISIONAL ACTUAL EXPENDITURE	PROVISIONAL ACTUAL EXPENDITURE	VARIANCE PROVISIONAL
		2017/2018 ESTIMATES	2017/2018	2017/2018 ESTIMATES	2016/2017 (JUL TO DEC)	2017/2018 (JUL TO DEC)	2016/2017 VS PROVISIONAL 2017/2018
		\$	\$	\$	\$	\$	\$
01	Personal Emoluments	6,303,289	0	6,303,289	2,986,295	2,547,074	-439,221
02	Allowances	32,200	15,000	47,200	17,200	30,750	13,550
<b>PERSONAL EMOLUMENTS/ALLOWANCES</b>		<b>6,335,489</b>	<b>15,000</b>	<b>6,350,489</b>	<b>3,003,495</b>	<b>2,577,824</b>	<b>-425,671</b>
<b>OTHER CHARGES</b>							
10	Travel and Subsistence	26,000	0	26,000	10,954	14,293	3,339
20	Transportation of Things	3,600	0	3,600	723	762	39
30	Rent, Communication & Utilities	20,000	0	20,000	748	1,429	681
50	Other Contractual Services/Family Island Dev.	590,100	0	590,100	237,693	243,508	5,815
60	Supplies and Materials	35,300	0	35,300	20,071	15,785	-4,286
70	Acquisition, Construction & Improvement of Capital Assets	0	0	0	5,364	0	-5,364
80	Repairs, Maintenance & Upkeep of Capital Assets	15,900	0	15,900	5,836	10,159	4,323
90	Grants, Fixed Charges & Special Financial Transactions	141,000	-15,000	126,000	3,480	3,317	-163
<b>OTHER CHARGES</b>		<b>831,900</b>	<b>-15,000</b>	<b>816,900</b>	<b>284,869</b>	<b>289,253</b>	<b>4,384</b>
<b>DEPARTMENT OF INLAND REVENUE TOTAL EXPENSES</b>		<b>7,167,389</b>	<b>0</b>	<b>7,167,389</b>	<b>3,288,364</b>	<b>2,867,077</b>	<b>-421,287</b>

THE ACCOUNTING OFFICER FOR THIS HEAD IS CHIEF VALUATION OFFICER/CONTROLLER

# [Head 029] MINISTRY OF NATIONAL SECURITY

ITEM NO.	TITLE OF ITEM	SUPPLEMENTAL ESTIMATES			PROVISIONAL ACTUAL EXPENDITURE	PROVISIONAL ACTUAL EXPENDITURE	VARIANCE PROVISIONAL
		APPROVED ESTIMATES 2017/2018	& VIREMENTS 2017/2018	REVISED ESTIMATES 2017/2018	2016/2017 (JUL TO DEC)	2017/2018 (JUL TO DEC)	2016/2017 VS PROVISIONAL 2017/2018
		\$	\$	\$	\$	\$	\$
01	Personal Emoluments	1,668,574	0	1,668,574	882,637	817,371	-65,266
02	Allowances	60,600	0	60,600	19,692	18,435	-1,257
<b>PERSONAL EMOLUMENTS/ALLOWANCES</b>		<b>1,729,174</b>	<b>0</b>	<b>1,729,174</b>	<b>902,329</b>	<b>835,806</b>	<b>-66,523</b>
<b>OTHER CHARGES</b>							
10	Travel and Subsistence	8,600	0	8,600	1,740	2,246	506
50	Other Contractual Services/Family Island Dev.	2,052,100	0	2,052,100	393,563	548,384	154,821
60	Supplies and Materials	10,039	0	10,039	3,817	3,279	-538
80	Repairs, Maintenance & Upkeep of Capital Assets	5,600	0	5,600	1,214	1,336	122
90	Grants, Fixed Charges & Special Financial Transactions	10,117,107	0	10,117,107	4,841,544	4,647,342	-194,202
<b>OTHER CHARGES</b>		<b>12,193,446</b>	<b>0</b>	<b>12,193,446</b>	<b>5,241,878</b>	<b>5,202,587</b>	<b>-39,291</b>
<b>MINISTRY OF NATIONAL SECURITY TOTAL EXPENSES</b>		<b>13,922,620</b>	<b>0</b>	<b>13,922,620</b>	<b>6,144,207</b>	<b>6,038,393</b>	<b>-105,814</b>

THE ACCOUNTING OFFICER FOR THIS HEAD IS PERMANENT SECRETARY



# [Head 030] DEPARTMENT OF IMMIGRATION

ITEM NO.	TITLE OF ITEM	SUPPLEMENTAL ESTIMATES & VIREMENTS			PROVISIONAL ACTUAL EXPENDITURE	PROVISIONAL ACTUAL EXPENDITURE	VARIANCE PROVISIONAL
		APPROVED ESTIMATES 2017/2018	2017/2018	REVISED ESTIMATES 2017/2018	2016/2017 (JUL TO DEC)	2017/2018 (JUL TO DEC)	2016/2017 VS PROVISIONAL 2017/2018
		\$	\$	\$	\$	\$	\$
01	Personal Emoluments	16,815,668	0	16,815,668	7,233,059	8,551,185	1,318,126
02	Allowances	2,056,500	0	2,056,500	601,037	495,134	-105,903
<b>PERSONAL EMOLUMENTS/ALLOWANCES</b>		<b>18,872,168</b>	<b>0</b>	<b>18,872,168</b>	<b>7,834,096</b>	<b>9,046,319</b>	<b>1,212,223</b>
<b>OTHER CHARGES</b>							
10	Travel and Subsistence	1,250,500	0	1,250,500	808,981	875,454	66,473
20	Transportation of Things	20,000	0	20,000	5,334	2,892	-2,442
30	Rent, Communication & Utilities	769,900	0	769,900	294,712	373,557	78,845
50	Other Contractual Services/Family Island Dev.	426,000	0	426,000	148,041	173,291	25,250
60	Supplies and Materials	245,200	0	245,200	87,666	209,684	122,018
80	Repairs, Maintenance & Upkeep of Capital Assets	180,000	0	180,000	85,770	87,153	1,383
90	Grants, Fixed Charges & Special Financial Transactions	1,000	0	1,000	49	476	427
<b>OTHER CHARGES</b>		<b>2,892,600</b>	<b>0</b>	<b>2,892,600</b>	<b>1,430,553</b>	<b>1,722,507</b>	<b>291,954</b>
<b>DEPARTMENT OF IMMIGRATION TOTAL EXPENSES</b>		<b>21,764,768</b>	<b>0</b>	<b>21,764,768</b>	<b>9,264,649</b>	<b>10,768,826</b>	<b>1,504,177</b>

THE ACCOUNTING OFFICER FOR THIS HEAD IS DIRECTOR

# [Head 031] ROYAL BAHAMAS POLICE FORCE

ITEM NO.	TITLE OF ITEM	SUPPLEMENTAL ESTIMATES & VIREMENTS			PROVISIONAL ACTUAL EXPENDITURE	PROVISIONAL ACTUAL EXPENDITURE	VARIANCE PROVISIONAL
		APPROVED ESTIMATES 2017/2018	2017/2018	REVISED ESTIMATES 2017/2018	2016/2017 (JUL TO DEC)	2017/2018 (JUL TO DEC)	2016/2017 VS PROVISIONAL 2017/2018
		\$	\$	\$	\$	\$	\$
01	Personal Emoluments	107,126,013	0	107,126,013	47,739,160	53,448,335	5,709,175
02	Allowances	15,413,500	0	15,413,500	7,528,875	7,258,033	-270,842
<b>PERSONAL EMOLUMENTS/ALLOWANCES</b>		<b>122,539,513</b>	<b>0</b>	<b>122,539,513</b>	<b>55,268,035</b>	<b>60,706,368</b>	<b>5,438,333</b>
<b>OTHER CHARGES</b>							
10	Travel and Subsistence	794,100	0	794,100	339,671	326,571	-13,100
20	Transportation of Things	394,500	0	394,500	200,515	153,992	-46,523
30	Rent, Communication & Utilities	3,314,800	0	3,314,800	1,447,472	1,764,690	317,218
50	Other Contractual Services/Family Island Dev.	2,653,100	0	2,653,100	1,374,841	981,689	-393,152
60	Supplies and Materials	1,233,600	0	1,233,600	618,344	445,158	-173,186
70	Acquisition, Construction & Improvement of Capital Assets	1,500,000	0	1,500,000	832,951	219,004	-613,947
80	Repairs, Maintenance & Upkeep of Capital Assets	3,332,000	0	3,332,000	1,462,427	941,497	-520,930
90	Grants, Fixed Charges & Special Financial Transactions	501,000	0	501,000	202,365	104,181	-98,184
<b>OTHER CHARGES</b>		<b>13,723,100</b>	<b>0</b>	<b>13,723,100</b>	<b>6,478,586</b>	<b>4,936,782</b>	<b>-1,541,804</b>
<b>ROYAL BAHAMAS POLICE FORCE TOTAL EXPENSES</b>		<b>136,262,613</b>	<b>0</b>	<b>136,262,613</b>	<b>61,746,621</b>	<b>65,643,150</b>	<b>3,896,529</b>

THE ACCOUNTING OFFICER FOR THIS HEAD IS COMMISSIONER

## [Head 032] ROYAL BAHAMAS DEFENCE FORCE

ITEM NO.	TITLE OF ITEM	SUPPLEMENTAL ESTIMATES & VIREMENTS			PROVISIONAL ACTUAL EXPENDITURE	PROVISIONAL ACTUAL EXPENDITURE	VARIANCE PROVISIONAL
		APPROVED ESTIMATES 2017/2018	2017/2018	REVISED ESTIMATES 2017/2018	2016/2017 (JUL TO DEC)	2017/2018 (JUL TO DEC)	2016/2017 VS PROVISIONAL 2017/2018
		\$	\$	\$	\$	\$	\$
01	Personal Emoluments	47,293,716	0	47,293,716	22,827,247	23,901,133	1,073,886
02	Allowances	4,460,500	0	4,460,500	1,752,256	1,865,873	113,617
<b>PERSONAL EMOLUMENTS/ALLOWANCES</b>		<b>51,754,216</b>	<b>0</b>	<b>51,754,216</b>	<b>24,579,503</b>	<b>25,767,006</b>	<b>1,187,503</b>
<b>OTHER CHARGES</b>							
10	Travel and Subsistence	195,000	0	195,000	73,655	103,196	29,541
20	Transportation of Things	9,600	0	9,600	3,323	3,233	-90
30	Rent, Communication & Utilities	259,500	0	259,500	139,615	108,657	-30,958
50	Other Contractual Services/Family Island Dev.	570,900	0	570,900	268,593	298,237	29,644
60	Supplies and Materials	928,560	0	928,560	184,203	190,272	6,069
80	Repairs, Maintenance & Upkeep of Capital Assets	1,663,000	0	1,663,000	358,686	478,497	119,811
<b>OTHER CHARGES</b>		<b>3,626,560</b>	<b>0</b>	<b>3,626,560</b>	<b>1,028,075</b>	<b>1,182,092</b>	<b>154,017</b>
<b>ROYAL BAHAMAS DEFENCE FORCE TOTAL EXPENSES</b>		<b>55,380,776</b>	<b>0</b>	<b>55,380,776</b>	<b>25,607,578</b>	<b>26,949,098</b>	<b>1,341,520</b>

THE ACCOUNTING OFFICER FOR THIS HEAD IS COMMODORE

## [Head 033] MINISTRY OF PUBLIC WORKS

ITEM NO.	TITLE OF ITEM	SUPPLEMENTAL ESTIMATES & VIREMENTS			PROVISIONAL ACTUAL EXPENDITURE	PROVISIONAL ACTUAL EXPENDITURE	VARIANCE PROVISIONAL
		APPROVED ESTIMATES 2017/2018	2017/2018	REVISED ESTIMATES 2017/2018	2016/2017 (JUL TO DEC)	2017/2018 (JUL TO DEC)	2016/2017 VS PROVISIONAL 2017/2018
		\$	\$	\$	\$	\$	\$
01	Personal Emoluments	6,349,228	-31,895	6,317,333	3,028,268	3,276,733	248,465
02	Allowances	356,472	0	356,472	188,382	178,431	-9,951
<b>PERSONAL EMOLUMENTS/ALLOWANCES</b>		<b>6,705,700</b>	<b>-31,895</b>	<b>6,673,805</b>	<b>3,216,650</b>	<b>3,455,164</b>	<b>238,514</b>
OTHER CHARGES							
10	Travel and Subsistence	39,346	0	39,346	4,342	11,863	7,521
20	Transportation of Things	15,000	0	15,000	4,427	6,491	2,064
30	Rent, Communication & Utilities	45,165	0	45,165	5,012,134	15,700	-4,996,434
50	Other Contractual Services/Family Island Dev.	114,800	31,895	146,695	24,139	26,195	2,056
60	Supplies and Materials	108,584	0	108,584	11,766	33,197	21,431
80	Repairs, Maintenance & Upkeep of Capital Assets	279,576	0	279,576	69,007	90,108	21,101
90	Grants, Fixed Charges & Special Financial Transactions	30,548,000	0	30,548,000	26,558,464	16,157,754	-10,400,710
<b>OTHER CHARGES</b>		<b>31,150,471</b>	<b>31,895</b>	<b>31,182,366</b>	<b>31,684,279</b>	<b>16,341,308</b>	<b>-15,342,971</b>
<b>MINISTRY OF PUBLIC WORKS TOTAL EXPENSES</b>		<b>37,856,171</b>	<b>0</b>	<b>37,856,171</b>	<b>34,900,929</b>	<b>19,796,472</b>	<b>-15,104,457</b>

THE ACCOUNTING OFFICER FOR THIS HEAD IS PERMANENT SECRETARY

# [Head 034] DEPARTMENT OF PUBLIC WORKS

ITEM NO.	TITLE OF ITEM	SUPPLEMENTAL ESTIMATES			PROVISIONAL ACTUAL EXPENDITURE	PROVISIONAL ACTUAL EXPENDITURE	VARIANCE PROVISIONAL
		APPROVED ESTIMATES 2017/2018	& VIREMENTS 2017/2018	REVISED ESTIMATES 2017/2018	2016/2017 (JUL TO DEC)	2017/2018 (JUL TO DEC)	2016/2017 VS PROVISIONAL 2017/2018
		\$	\$	\$	\$	\$	\$
01	Personal Emoluments	17,120,699	0	17,120,699	8,336,980	7,964,968	-372,012
02	Allowances	2,269,740	0	2,269,740	1,159,444	1,067,297	-92,147
<b>PERSONAL EMOLUMENTS/ALLOWANCES</b>		<b>19,390,439</b>	<b>0</b>	<b>19,390,439</b>	<b>9,496,424</b>	<b>9,032,265</b>	<b>-464,159</b>
<b>OTHER CHARGES</b>							
10	Travel and Subsistence	49,425	0	49,425	8,601	9,332	731
60	Supplies and Materials	56,400	0	56,400	17,531	18,118	587
80	Repairs, Maintenance & Upkeep of Capital Assets	57,240	0	57,240	22,691	15,502	-7,189
90	Grants, Fixed Charges & Special Financial Transactions	25,000	0	25,000	412	2,324	1,912
<b>OTHER CHARGES</b>		<b>188,065</b>	<b>0</b>	<b>188,065</b>	<b>49,235</b>	<b>45,276</b>	<b>-3,959</b>
<b>DEPARTMENT OF PUBLIC WORKS TOTAL EXPENSES</b>		<b>19,578,504</b>	<b>0</b>	<b>19,578,504</b>	<b>9,545,659</b>	<b>9,077,541</b>	<b>-468,118</b>

THE ACCOUNTING OFFICER FOR THIS HEAD IS DIRECTOR



# [Head 035] DEPARTMENT OF EDUCATION

ITEM NO.	TITLE OF ITEM	SUPPLEMENTAL ESTIMATES & VIREMENTS			PROVISIONAL ACTUAL EXPENDITURE	PROVISIONAL ACTUAL EXPENDITURE	VARIANCE PROVISIONAL
		APPROVED ESTIMATES 2017/2018	2017/2018	REVISED ESTIMATES 2017/2018	2016/2017 (JUL TO DEC)	2017/2018 (JUL TO DEC)	2016/2017 VS PROVISIONAL 2017/2018
		\$	\$	\$	\$	\$	\$
01	Personal Emoluments	167,929,336	0	167,929,336	82,338,400	85,897,087	3,558,687
02	Allowances	3,336,300	0	3,336,300	1,426,526	1,949,670	523,144
<b>PERSONAL EMOLUMENTS/ALLOWANCES</b>		<b>171,265,636</b>	<b>0</b>	<b>171,265,636</b>	<b>83,764,926</b>	<b>87,846,757</b>	<b>4,081,831</b>
OTHER CHARGES							
10	Travel and Subsistence	393,300	0	393,300	140,560	209,991	69,431
20	Transportation of Things	40,000	0	40,000	19,177	16,609	-2,568
30	Rent, Communication & Utilities	3,456,000	0	3,456,000	1,785,562	1,850,955	65,393
50	Other Contractual Services/Family Island Dev.	13,293,800	0	13,293,800	4,742,722	6,197,112	1,454,390
60	Supplies and Materials	1,721,300	0	1,721,300	606,653	563,883	-42,770
80	Repairs, Maintenance & Upkeep of Capital Assets	15,000	0	15,000	6,286	6,557	271
90	Grants, Fixed Charges & Special Financial Transactions	6,149,725	0	6,149,725	2,799,542	2,844,259	44,717
<b>OTHER CHARGES</b>		<b>25,069,125</b>	<b>0</b>	<b>25,069,125</b>	<b>10,100,502</b>	<b>11,689,366</b>	<b>1,588,864</b>
<b>DEPARTMENT OF EDUCATION TOTAL EXPENSES</b>		<b>196,334,761</b>	<b>0</b>	<b>196,334,761</b>	<b>93,865,428</b>	<b>99,536,123</b>	<b>5,670,695</b>

THE ACCOUNTING OFFICER FOR THIS HEAD IS DIRECTOR

## [Head 037] DEPARTMENT OF ARCHIVES

ITEM NO.	TITLE OF ITEM	SUPPLEMENTAL ESTIMATES & VIREMENTS			PROVISIONAL ACTUAL EXPENDITURE	PROVISIONAL ACTUAL EXPENDITURE	VARIANCE PROVISIONAL
		APPROVED ESTIMATES 2017/2018	2017/2018	REVISED ESTIMATES 2017/2018	2016/2017 (JUL TO DEC)	2017/2018 (JUL TO DEC)	2016/2017 VS PROVISIONAL 2017/2018
		\$	\$	\$	\$	\$	\$
01	Personal Emoluments	540,250	0	540,250	281,056	248,468	-32,588
02	Allowances	12,400	0	12,400	2,750	0	-2,750
<b>PERSONAL EMOLUMENTS/ALLOWANCES</b>		<b>552,650</b>	<b>0</b>	<b>552,650</b>	<b>283,806</b>	<b>248,468</b>	<b>-35,338</b>
OTHER CHARGES							
10	Travel and Subsistence	1,120	0	1,120	0	70	70
30	Rent, Communication & Utilities	10,000	0	10,000	1,783	0	-1,783
50	Other Contractual Services/Family Island Dev.	20,500	0	20,500	9,338	8,289	-1,049
60	Supplies and Materials	5,413	0	5,413	469	1,869	1,400
80	Repairs, Maintenance & Upkeep of Capital Assets	24,400	0	24,400	2,454	6,685	4,231
90	Grants, Fixed Charges & Special Financial Transactions	167,500	0	167,500	4,663	38,369	33,706
<b>OTHER CHARGES</b>		<b>228,933</b>	<b>0</b>	<b>228,933</b>	<b>18,707</b>	<b>55,282</b>	<b>36,575</b>
<b>DEPARTMENT OF ARCHIVES TOTAL EXPENSES</b>		<b>781,583</b>	<b>0</b>	<b>781,583</b>	<b>302,513</b>	<b>303,750</b>	<b>1,237</b>

THE ACCOUNTING OFFICER FOR THIS HEAD IS DIRECTOR

## [Head 038] MINISTRY OF EDUCATION

ITEM NO.	TITLE OF ITEM	SUPPLEMENTAL ESTIMATES & VIREMENTS			PROVISIONAL ACTUAL EXPENDITURE	PROVISIONAL ACTUAL EXPENDITURE	VARIANCE PROVISIONAL
		APPROVED ESTIMATES 2017/2018	2017/2018	REVISED ESTIMATES 2017/2018	2016/2017 (JUL TO DEC)	2017/2018 (JUL TO DEC)	2016/2017 VS PROVISIONAL 2017/2018
		\$	\$	\$	\$	\$	\$
01	Personal Emoluments	13,327,994	0	13,327,994	4,489,090	4,430,353	-58,737
02	Allowances	81,910	0	81,910	34,916	46,542	11,626
<b>PERSONAL EMOLUMENTS/ALLOWANCES</b>		<b>13,409,904</b>	<b>0</b>	<b>13,409,904</b>	<b>4,524,006</b>	<b>4,476,895</b>	<b>-47,111</b>
<b>OTHER CHARGES</b>							
10	Travel and Subsistence	81,000	0	81,000	16,648	14,543	-2,105
20	Transportation of Things	1,700	0	1,700	0	0	0
30	Rent, Communication & Utilities	1,161,200	0	1,161,200	447,357	416,859	-30,498
50	Other Contractual Services/Family Island Dev.	1,232,115	0	1,232,115	378,414	231,574	-146,840
60	Supplies and Materials	71,200	0	71,200	7,245	8,969	1,724
80	Repairs, Maintenance & Upkeep of Capital Assets	400,900	0	400,900	160,171	144,812	-15,359
90	Grants, Fixed Charges & Special Financial Transactions	78,187,066	0	78,187,066	41,405,334	38,174,353	-3,230,981
<b>OTHER CHARGES</b>		<b>81,135,181</b>	<b>0</b>	<b>81,135,181</b>	<b>42,415,169</b>	<b>38,991,110</b>	<b>-3,424,059</b>
<b>MINISTRY OF EDUCATION TOTAL EXPENSES</b>		<b>94,545,085</b>	<b>0</b>	<b>94,545,085</b>	<b>46,939,175</b>	<b>43,468,005</b>	<b>-3,471,170</b>

THE ACCOUNTING OFFICER FOR THIS HEAD IS PERMANENT SECRETARY

# [Head 040] MINISTRY OF TRANSPORT & LOCAL GOVERNMENT

ITEM NO.	TITLE OF ITEM	SUPPLEMENTAL ESTIMATES & VIREMENTS			PROVISIONAL ACTUAL EXPENDITURE	PROVISIONAL ACTUAL EXPENDITURE	VARIANCE PROVISIONAL
		APPROVED ESTIMATES 2017/2018	2017/2018	REVISED ESTIMATES 2017/2018	2016/2017 (JUL TO DEC)	2017/2018 (JUL TO DEC)	2016/2017 VS PROVISIONAL 2017/2018
		\$	\$	\$	\$	\$	\$
01	Personal Emoluments	811,000	0	811,000	395,947	372,998	-22,949
02	Allowances	44,600	0	44,600	15,750	17,085	1,335
<b>PERSONAL EMOLUMENTS/ALLOWANCES</b>		<b>855,600</b>	<b>0</b>	<b>855,600</b>	<b>411,697</b>	<b>390,083</b>	<b>-21,614</b>
OTHER CHARGES							
10	Travel and Subsistence	11,200	0	11,200	3,624	1,070	-2,554
50	Other Contractual Services/Family Island Dev.	9,034,400	0	9,034,400	4,457,260	3,656,796	-800,464
60	Supplies and Materials	8,200	0	8,200	3,320	2,774	-546
80	Repairs, Maintenance & Upkeep of Capital Assets	2,300	0	2,300	740	931	191
90	Grants, Fixed Charges & Special Financial Transactions	2,000	0	2,000	1,698,729	488	-1,698,241
<b>OTHER CHARGES</b>		<b>9,058,100</b>	<b>0</b>	<b>9,058,100</b>	<b>6,163,673</b>	<b>3,662,059</b>	<b>-2,501,614</b>
<b>MINISTRY OF TRANSPORT &amp; LOCAL GOVERNMENT TOTAL EXPENSES</b>		<b>9,913,700</b>	<b>0</b>	<b>9,913,700</b>	<b>6,575,370</b>	<b>4,052,142</b>	<b>-2,523,228</b>

THE ACCOUNTING OFFICER FOR THIS HEAD IS PERMANENT SECRETARY

**[Head 043] MINISTRY OF SOCIAL SERVICES &  
URBAN DEVELOPMENT**

ITEM NO.	TITLE OF ITEM	SUPPLEMENTAL ESTIMATES & VIREMENTS			PROVISIONAL ACTUAL EXPENDITURE	PROVISIONAL ACTUAL EXPENDITURE	VARIANCE PROVISIONAL
		APPROVED ESTIMATES 2017/2018	2017/2018	REVISED ESTIMATES 2017/2018	2016/2017 (JUL TO DEC)	2017/2018 (JUL TO DEC)	2016/2017 VS PROVISIONAL 2017/2018
		\$	\$	\$	\$	\$	\$
01	Personal Emoluments	4,002,400	0	4,002,400	1,850,632	1,986,845	136,213
02	Allowances	76,600	0	76,600	17,043	37,800	20,757
<b>PERSONAL EMOLUMENTS/ALLOWANCES</b>		<b>4,079,000</b>	<b>0</b>	<b>4,079,000</b>	<b>1,867,675</b>	<b>2,024,645</b>	<b>156,970</b>
<b>OTHER CHARGES</b>							
10	Travel and Subsistence	69,500	0	69,500	27,960	33,324	5,364
20	Transportation of Things	1,200	0	1,200	0	230	230
30	Rent, Communication & Utilities	1,000	0	1,000	1,650	0	-1,650
50	Other Contractual Services/Family Island Dev.	31,300	0	31,300	6,459	9,882	3,423
60	Supplies and Materials	10,900	0	10,900	3,271	3,427	156
80	Repairs, Maintenance & Upkeep of Capital Assets	8,800	0	8,800	966	1,611	645
90	Grants, Fixed Charges & Special Financial Transactions	6,848,300	0	6,848,300	357,423	1,621,916	1,264,493
<b>OTHER CHARGES</b>		<b>6,971,000</b>	<b>0</b>	<b>6,971,000</b>	<b>397,729</b>	<b>1,670,390</b>	<b>1,272,661</b>
<b>MINISTRY OF SOCIAL SERVICES &amp; URBAN DEVELOPMENT TOTAL EXPENSES</b>		<b>11,050,000</b>	<b>0</b>	<b>11,050,000</b>	<b>2,265,404</b>	<b>3,695,035</b>	<b>1,429,631</b>

THE ACCOUNTING OFFICER FOR THIS HEAD IS PERMANENT SECRETARY



# [Head 044] DEPARTMENT OF SOCIAL SERVICES

ITEM NO.	TITLE OF ITEM	SUPPLEMENTAL ESTIMATES & VIREMENTS			PROVISIONAL ACTUAL EXPENDITURE	PROVISIONAL ACTUAL EXPENDITURE	VARIANCE PROVISIONAL
		APPROVED ESTIMATES 2017/2018	2017/2018	REVISED ESTIMATES 2017/2018	2016/2017 (JUL TO DEC)	2017/2018 (JUL TO DEC)	2016/2017 VS PROVISIONAL 2017/2018
		\$	\$	\$	\$	\$	\$
01	Personal Emoluments	13,301,000	0	13,301,000	6,517,631	6,384,160	-133,471
02	Allowances	125,800	0	125,800	26,050	68,721	42,671
<b>PERSONAL EMOLUMENTS/ALLOWANCES</b>		<b>13,426,800</b>	<b>0</b>	<b>13,426,800</b>	<b>6,543,681</b>	<b>6,452,881</b>	<b>-90,800</b>
OTHER CHARGES							
10	Travel and Subsistence	466,000	0	466,000	235,253	260,553	25,300
20	Transportation of Things	7,000	0	7,000	1,057	2,272	1,215
30	Rent, Communication & Utilities	169,000	0	169,000	93,512	79,350	-14,162
50	Other Contractual Services/Family Island Dev.	18,825,212	0	18,825,212	10,539,971	10,329,023	-210,948
60	Supplies and Materials	48,500	0	48,500	13,741	12,936	-805
80	Repairs, Maintenance & Upkeep of Capital Assets	32,000	0	32,000	70,300	10,819	-59,481
90	Grants, Fixed Charges & Special Financial Transactions	3,720,300	0	3,720,300	1,863,879	1,519,999	-343,880
<b>OTHER CHARGES</b>		<b>23,268,012</b>	<b>0</b>	<b>23,268,012</b>	<b>12,817,713</b>	<b>12,214,952</b>	<b>-602,761</b>
<b>DEPARTMENT OF SOCIAL SERVICES TOTAL EXPENSES</b>		<b>36,694,812</b>	<b>0</b>	<b>36,694,812</b>	<b>19,361,394</b>	<b>18,667,833</b>	<b>-693,561</b>

THE ACCOUNTING OFFICER FOR THIS HEAD IS DIRECTOR

## [Head 045] DEPARTMENT OF HOUSING

DEPARTMENT OF HOUSING

ITEM NO.	TITLE OF ITEM	SUPPLEMENTAL ESTIMATES & VIREMENTS			PROVISIONAL ACTUAL EXPENDITURE	PROVISIONAL ACTUAL EXPENDITURE	VARIANCE PROVISIONAL
		APPROVED ESTIMATES 2017/2018	2017/2018	REVISED ESTIMATES 2017/2018	2016/2017 (JUL TO DEC)	2017/2018 (JUL TO DEC)	2016/2017 VS PROVISIONAL 2017/2018
		\$	\$	\$	\$	\$	\$
01	Personal Emoluments	1,346,000	0	1,346,000	686,279	606,096	-80,183
02	Allowances	57,900	0	57,900	10,000	8,033	-1,967
	<b>PERSONAL EMOLUMENTS/ALLOWANCES</b>	<b>1,403,900</b>	<b>0</b>	<b>1,403,900</b>	<b>696,279</b>	<b>614,129</b>	<b>-82,150</b>
	<b>OTHER CHARGES</b>						
10	Travel and Subsistence	4,500	0	4,500	789	450	-339
50	Other Contractual Services/Family Island Dev.	37,800	0	37,800	14,016	13,385	-631
60	Supplies and Materials	4,500	0	4,500	1,526	601	-925
70	Acquisition, Construction & Improvement of Capital Assets	778,000	0	778,000	417,627	338,214	-79,413
80	Repairs, Maintenance & Upkeep of Capital Assets	285,000	0	285,000	246,570	164,890	-81,680
90	Grants, Fixed Charges & Special Financial Transactions	1,000	0	1,000	331	0	-331
	<b>OTHER CHARGES</b>	<b>1,110,800</b>	<b>0</b>	<b>1,110,800</b>	<b>680,859</b>	<b>517,540</b>	<b>-163,319</b>
	<b>DEPARTMENT OF HOUSING TOTAL EXPENSES</b>	<b>2,514,700</b>	<b>0</b>	<b>2,514,700</b>	<b>1,377,138</b>	<b>1,131,669</b>	<b>-245,469</b>

THE ACCOUNTING OFFICER FOR THIS HEAD IS PERMANENT SECRETARY

# [Head 047] MINISTRY OF YOUTH, SPORTS & CULTURE

ITEM NO.	TITLE OF ITEM	SUPPLEMENTAL ESTIMATES & VIREMENTS			PROVISIONAL ACTUAL EXPENDITURE	PROVISIONAL ACTUAL EXPENDITURE	VARIANCE PROVISIONAL
		APPROVED ESTIMATES 2017/2018	2017/2018	REVISED ESTIMATES 2017/2018	2016/2017 (JUL TO DEC)	2017/2018 (JUL TO DEC)	2016/2017 VS PROVISIONAL 2017/2018
		\$	\$	\$	\$	\$	\$
01	Personal Emoluments	7,115,700	0	7,115,700	3,108,784	3,439,702	330,918
02	Allowances	81,100	0	81,100	22,039	24,250	2,211
<b>PERSONAL EMOLUMENTS/ALLOWANCES</b>		<b>7,196,800</b>	<b>0</b>	<b>7,196,800</b>	<b>3,130,823</b>	<b>3,463,952</b>	<b>333,129</b>
<b>OTHER CHARGES</b>							
10	Travel and Subsistence	32,900	0	32,900	8,318	250	-8,068
20	Transportation of Things	2,000	0	2,000	828	805	-23
30	Rent, Communication & Utilities	80,000	0	80,000	32,756	38,788	6,032
50	Other Contractual Services/Family Island Dev.	145,500	0	145,500	39,951	36,458	-3,493
60	Supplies and Materials	36,000	0	36,000	4,338	7,027	2,689
70	Acquisition, Construction & Improvement of Capital Assets	300,000	0	300,000	1,825	69,396	67,571
80	Repairs, Maintenance & Upkeep of Capital Assets	281,000	0	281,000	23,669	16,436	-7,233
90	Grants, Fixed Charges & Special Financial Transactions	21,677,000	0	21,677,000	11,479,130	11,621,558	142,428
<b>OTHER CHARGES</b>		<b>22,554,400</b>	<b>0</b>	<b>22,554,400</b>	<b>11,590,815</b>	<b>11,790,718</b>	<b>199,903</b>
<b>MINISTRY OF YOUTH, SPORTS &amp; CULTURE TOTAL EXPENSES</b>		<b>29,751,200</b>	<b>0</b>	<b>29,751,200</b>	<b>14,721,638</b>	<b>15,254,670</b>	<b>533,032</b>

THE ACCOUNTING OFFICER FOR THIS HEAD IS PERMANENT SECRETARY

## [Head 048] DEPARTMENT OF LABOUR

ITEM NO.	TITLE OF ITEM	SUPPLEMENTAL ESTIMATES & VIREMENTS			PROVISIONAL ACTUAL EXPENDITURE	PROVISIONAL ACTUAL EXPENDITURE	VARIANCE PROVISIONAL
		APPROVED ESTIMATES 2017/2018	2017/2018	REVISED ESTIMATES 2017/2018	2016/2017 (JUL TO DEC)	2017/2018 (JUL TO DEC)	2016/2017 VS PROVISIONAL 2017/2018
		\$	\$	\$	\$	\$	\$
01	Personal Emoluments	2,267,250	0	2,267,250	1,029,260	1,036,417	7,157
02	Allowances	17,700	0	17,700	5,972	7,181	1,209
<b>PERSONAL EMOLUMENTS/ALLOWANCES</b>		<b>2,284,950</b>	<b>0</b>	<b>2,284,950</b>	<b>1,035,232</b>	<b>1,043,598</b>	<b>8,366</b>
<b>OTHER CHARGES</b>							
10	Travel and Subsistence	25,700	0	25,700	4,958	9,682	4,724
30	Rent, Communication & Utilities	80,700	0	80,700	37,900	39,290	1,390
50	Other Contractual Services/Family Island Dev.	27,800	0	27,800	10,192	7,129	-3,063
60	Supplies and Materials	11,700	0	11,700	5,122	3,993	-1,129
80	Repairs, Maintenance & Upkeep of Capital Assets	28,700	0	28,700	5,802	3,780	-2,022
90	Grants, Fixed Charges & Special Financial Transactions	18,500	0	18,500	11	0	-11
<b>OTHER CHARGES</b>		<b>193,100</b>	<b>0</b>	<b>193,100</b>	<b>63,985</b>	<b>63,874</b>	<b>-111</b>
<b>DEPARTMENT OF LABOUR TOTAL EXPENSES</b>		<b>2,478,050</b>	<b>0</b>	<b>2,478,050</b>	<b>1,099,217</b>	<b>1,107,472</b>	<b>8,255</b>

THE ACCOUNTING OFFICER FOR THIS HEAD IS DIRECTOR

# [Head 049] MINISTRY OF FINANCIAL SERVICES, TRADE AND INDUSTRY AND IMMIGRATION

ITEM NO.	TITLE OF ITEM	SUPPLEMENTAL ESTIMATES & VIREMENTS			PROVISIONAL ACTUAL EXPENDITURE	PROVISIONAL ACTUAL EXPENDITURE	VARIANCE PROVISIONAL
		APPROVED ESTIMATES 2017/2018	2017/2018	REVISED ESTIMATES 2017/2018	2016/2017 (JUL TO DEC)	2017/2018 (JUL TO DEC)	2016/2017 VS PROVISIONAL 2017/2018
		\$	\$	\$	\$	\$	\$
01	Personal Emoluments	1,073,750	0	1,073,750	458,641	399,893	-58,748
02	Allowances	48,400	0	48,400	27,608	23,642	-3,966
<b>PERSONAL EMOLUMENTS/ALLOWANCES</b>		<b>1,122,150</b>	<b>0</b>	<b>1,122,150</b>	<b>486,249</b>	<b>423,535</b>	<b>-62,714</b>
OTHER CHARGES							
10	Travel and Subsistence	32,800	0	32,800	0	345	345
50	Other Contractual Services/Family Island Dev.	1,164,300	0	1,164,300	413,151	390,280	-22,871
60	Supplies and Materials	5,500	0	5,500	1,226	1,033	-193
80	Repairs, Maintenance & Upkeep of Capital Assets	5,000	0	5,000	0	374	374
90	Grants, Fixed Charges & Special Financial Transactions	529,000	0	529,000	185,893	156,256	-29,637
<b>OTHER CHARGES</b>		<b>1,736,600</b>	<b>0</b>	<b>1,736,600</b>	<b>600,270</b>	<b>548,288</b>	<b>-51,982</b>
<b>MINISTRY OF FINANCIAL SERVICES, TRADE &amp; INDUSTRY &amp; IMMIGRATION TOTAL EXPENSES</b>		<b>2,858,750</b>	<b>0</b>	<b>2,858,750</b>	<b>1,086,519</b>	<b>971,823</b>	<b>-114,696</b>

THE ACCOUNTING OFFICER FOR THIS HEAD IS PERMANENT SECRETARY

## [Head 051] POST OFFICE DEPARTMENT

POST OFFICE DEPARTMENT

ITEM NO.	TITLE OF ITEM	SUPPLEMENTAL ESTIMATES			PROVISIONAL ACTUAL EXPENDITURE	PROVISIONAL ACTUAL EXPENDITURE	VARIANCE PROVISIONAL
		APPROVED ESTIMATES 2017/2018	& VIREMENTS 2017/2018	REVISED ESTIMATES 2017/2018	2016/2017 (JUL TO DEC)	2017/2018 (JUL TO DEC)	2016/2017 VS PROVISIONAL 2017/2018
		\$	\$	\$	\$	\$	\$
01	Personal Emoluments	6,563,000	0	6,563,000	3,012,248	3,020,759	8,511
02	Allowances	35,600	0	35,600	18,649	10,955	-7,694
<b>PERSONAL EMOLUMENTS/ALLOWANCES</b>		<b>6,598,600</b>	<b>0</b>	<b>6,598,600</b>	<b>3,030,897</b>	<b>3,031,714</b>	<b>817</b>
OTHER CHARGES							
10	Travel and Subsistence	52,600	0	52,600	9,976	6,614	-3,362
20	Transportation of Things	406,500	0	406,500	154,590	92,516	-62,074
30	Rent, Communication & Utilities	50,000	0	50,000	21,871	20,630	-1,241
50	Other Contractual Services/Family Island Dev.	283,600	0	283,600	132,061	92,537	-39,524
60	Supplies and Materials	20,000	0	20,000	2,722	1,161	-1,561
80	Repairs, Maintenance & Upkeep of Capital Assets	74,000	0	74,000	21,399	16,387	-5,012
90	Grants, Fixed Charges & Special Financial Transactions	67,000	0	67,000	214	0	-214
<b>OTHER CHARGES</b>		<b>953,700</b>	<b>0</b>	<b>953,700</b>	<b>342,833</b>	<b>229,845</b>	<b>-112,988</b>
<b>POST OFFICE DEPARTMENT TOTAL EXPENSES</b>		<b>7,552,300</b>	<b>0</b>	<b>7,552,300</b>	<b>3,373,730</b>	<b>3,261,559</b>	<b>-112,171</b>

THE ACCOUNTING OFFICER FOR THIS HEAD IS POSTMASTER-GENERAL



# [Head 052] DEPARTMENT OF CIVIL AVIATION

ITEM NO.	TITLE OF ITEM	SUPPLEMENTAL ESTIMATES			PROVISIONAL ACTUAL EXPENDITURE	PROVISIONAL ACTUAL EXPENDITURE	VARIANCE PROVISIONAL
		APPROVED ESTIMATES 2017/2018	& VIREMENTS 2017/2018	REVISED ESTIMATES 2017/2018	2016/2017 (JUL TO DEC)	2017/2018 (JUL TO DEC)	2016/2017 VS PROVISIONAL 2017/2018
		\$	\$	\$	\$	\$	\$
01	Personal Emoluments	0	0	0	5,939,378	0	-5,939,378
02	Allowances	0	0	0	140,415	0	-140,415
<b>PERSONAL EMOLUMENTS/ALLOWANCES</b>		<b>0</b>	<b>0</b>	<b>0</b>	<b>6,079,793</b>	<b>0</b>	<b>-6,079,793</b>
<b>OTHER CHARGES</b>							
10	Travel and Subsistence	0	0	0	37,111	0	-37,111
20	Transportation of Things	0	0	0	13,358	0	-13,358
30	Rent, Communication & Utilities	0	0	0	46,321	0	-46,321
50	Other Contractual Services/Family Island Dev.	0	0	0	657,829	0	-657,829
60	Supplies and Materials	0	0	0	3,235	0	-3,235
80	Repairs, Maintenance & Upkeep of Capital Assets	0	0	0	410,035	0	-410,035
90	Grants, Fixed Charges & Special Financial Transactions	0	0	0	6,538	0	-6,538
<b>OTHER CHARGES</b>		<b>0</b>	<b>0</b>	<b>0</b>	<b>1,174,427</b>	<b>0</b>	<b>-1,174,427</b>
<b>DEPARTMENT OF CIVIL AVIATION TOTAL EXPENSES</b>		<b>0</b>	<b>0</b>	<b>0</b>	<b>7,254,220</b>	<b>0</b>	<b>-7,254,220</b>

THE ACCOUNTING OFFICER FOR THIS HEAD IS DIRECTOR

## [Head 053] PORT DEPARTMENT

PORT DEPARTMENT

ITEM NO.	TITLE OF ITEM	SUPPLEMENTAL ESTIMATES & VIREMENTS			PROVISIONAL ACTUAL EXPENDITURE	PROVISIONAL ACTUAL EXPENDITURE	VARIANCE PROVISIONAL
		APPROVED ESTIMATES 2017/2018	2017/2018	REVISED ESTIMATES 2017/2018	2016/2017 (JUL TO DEC)	2017/2018 (JUL TO DEC)	2016/2017 VS PROVISIONAL 2017/2018
		\$	\$	\$	\$	\$	\$
01	Personal Emoluments	2,969,300	0	2,969,300	1,273,071	1,302,935	29,864
02	Allowances	10,000	0	10,000	10,350	3,750	-6,600
<b>PERSONAL EMOLUMENTS/ALLOWANCES</b>		<b>2,979,300</b>	<b>0</b>	<b>2,979,300</b>	<b>1,283,421</b>	<b>1,306,685</b>	<b>23,264</b>
OTHER CHARGES							
10	Travel and Subsistence	32,000	0	32,000	8,422	13,156	4,734
30	Rent, Communication & Utilities	23,600	0	23,600	3,600	0	-3,600
50	Other Contractual Services/Family Island Dev.	4,890,550	0	4,890,550	217,815	372,477	154,662
60	Supplies and Materials	21,500	0	21,500	1,695	9,846	8,151
70	Acquisition, Construction & Improvement of Capital Assets	30,000	0	30,000	39,673	0	-39,673
80	Repairs, Maintenance & Upkeep of Capital Assets	273,800	0	273,800	697,167	154,651	-542,516
90	Grants, Fixed Charges & Special Financial Transactions	21,000	0	21,000	26	0	-26
<b>OTHER CHARGES</b>		<b>5,292,450</b>	<b>0</b>	<b>5,292,450</b>	<b>968,398</b>	<b>550,130</b>	<b>-418,268</b>
<b>PORT DEPARTMENT TOTAL EXPENSES</b>		<b>8,271,750</b>	<b>0</b>	<b>8,271,750</b>	<b>2,251,819</b>	<b>1,856,815</b>	<b>-395,004</b>

THE ACCOUNTING OFFICER FOR THIS HEAD IS PORT CONTROLLER

# [Head 054] DEPARTMENT OF ROAD TRAFFIC

ITEM NO.	TITLE OF ITEM	SUPPLEMENTAL ESTIMATES & VIREMENTS			PROVISIONAL ACTUAL EXPENDITURE	PROVISIONAL ACTUAL EXPENDITURE	VARIANCE PROVISIONAL
		ESTIMATES 2017/2018	2017/2018	REVISED ESTIMATES 2017/2018	2016/2017 (JUL TO DEC)	2017/2018 (JUL TO DEC)	2016/2017 VS PROVISIONAL 2017/2018
		\$	\$	\$	\$	\$	\$
01	Personal Emoluments	4,859,800	0	4,859,800	1,843,211	2,129,574	286,363
02	Allowances	8,000	0	8,000	3,000	3,000	0
<b>PERSONAL EMOLUMENTS/ALLOWANCES</b>		<b>4,867,800</b>	<b>0</b>	<b>4,867,800</b>	<b>1,846,211</b>	<b>2,132,574</b>	<b>286,363</b>
<b>OTHER CHARGES</b>							
10	Travel and Subsistence	35,000	0	35,000	14,233	10,220	-4,013
20	Transportation of Things	14,000	0	14,000	1,802	2,927	1,125
30	Rent, Communication & Utilities	81,000	0	81,000	33,834	34,000	166
40	Printing and Reproduction	150,000	0	150,000	35,923	38,625	2,702
50	Other Contractual Services/Family Island Dev.	175,000	0	175,000	112,360	30,253	-82,107
60	Supplies and Materials	15,500	0	15,500	1,875	1,232	-643
80	Repairs, Maintenance & Upkeep of Capital Assets	24,000	0	24,000	7,183	3,073	-4,110
90	Grants, Fixed Charges & Special Financial Transactions	6,000	0	6,000	741	0	-741
<b>OTHER CHARGES</b>		<b>500,500</b>	<b>0</b>	<b>500,500</b>	<b>207,951</b>	<b>120,330</b>	<b>-87,621</b>
<b>DEPARTMENT OF ROAD TRAFFIC TOTAL EXPENSES</b>		<b>5,368,300</b>	<b>0</b>	<b>5,368,300</b>	<b>2,054,162</b>	<b>2,252,904</b>	<b>198,742</b>

THE ACCOUNTING OFFICER FOR THIS HEAD IS CONTROLLER

## [Head 055] DEPARTMENT OF METEOROLOGY

ITEM NO.	TITLE OF ITEM	SUPPLEMENTAL ESTIMATES & VIREMENTS			PROVISIONAL ACTUAL EXPENDITURE	PROVISIONAL ACTUAL EXPENDITURE	VARIANCE PROVISIONAL
		APPROVED ESTIMATES 2017/2018	2017/2018	REVISED ESTIMATES 2017/2018	2016/2017 (JUL TO DEC)	2017/2018 (JUL TO DEC)	2016/2017 VS PROVISIONAL 2017/2018
		\$	\$	\$	\$	\$	\$
01	Personal Emoluments	2,470,000	0	2,470,000	985,165	914,119	-71,046
02	Allowances	11,500	0	11,500	4,250	4,717	467
<b>PERSONAL EMOLUMENTS/ALLOWANCES</b>		<b>2,481,500</b>	<b>0</b>	<b>2,481,500</b>	<b>989,415</b>	<b>918,836</b>	<b>-70,579</b>
OTHER CHARGES							
10	Travel and Subsistence	15,000	0	15,000	2,094	1,750	-344
20	Transportation of Things	3,700	0	3,700	746	1,628	882
30	Rent, Communication & Utilities	9,000	0	9,000	0	0	0
50	Other Contractual Services/Family Island Dev.	105,200	0	105,200	46,463	26,634	-19,829
60	Supplies and Materials	35,700	0	35,700	6,740	5,062	-1,678
70	Acquisition, Construction & Improvement of Capital Assets	150,000	0	150,000	0	0	0
80	Repairs, Maintenance & Upkeep of Capital Assets	31,000	0	31,000	4,061	2,882	-1,179
90	Grants, Fixed Charges & Special Financial Transactions	1,000	0	1,000	140	215	75
<b>OTHER CHARGES</b>		<b>350,600</b>	<b>0</b>	<b>350,600</b>	<b>60,244</b>	<b>38,171</b>	<b>-22,073</b>
<b>DEPARTMENT OF METEOROLOGY TOTAL EXPENSES</b>		<b>2,832,100</b>	<b>0</b>	<b>2,832,100</b>	<b>1,049,659</b>	<b>957,007</b>	<b>-92,652</b>

THE ACCOUNTING OFFICER FOR THIS HEAD IS DIRECTOR

# [Head 056] MINISTRY OF AGRICULTURE & MARINE RESOURCES

ITEM NO.	TITLE OF ITEM	SUPPLEMENTAL ESTIMATES & VIREMENTS			PROVISIONAL ACTUAL EXPENDITURE	PROVISIONAL ACTUAL EXPENDITURE	VARIANCE PROVISIONAL
		APPROVED ESTIMATES 2017/2018	2017/2018	REVISED ESTIMATES 2017/2018	2016/2017 (JUL TO DEC)	2017/2018 (JUL TO DEC)	2016/2017 VS PROVISIONAL 2017/2018
		\$	\$	\$	\$	\$	\$
01	Personal Emoluments	3,688,300	0	3,688,300	1,537,732	1,628,291	90,559
02	Allowances	48,000	0	48,000	20,371	25,338	4,967
<b>PERSONAL EMOLUMENTS/ALLOWANCES</b>		<b>3,736,300</b>	<b>0</b>	<b>3,736,300</b>	<b>1,558,103</b>	<b>1,653,629</b>	<b>95,526</b>
OTHER CHARGES							
10	Travel and Subsistence	31,000	0	31,000	17,258	4,380	-12,878
20	Transportation of Things	5,000	0	5,000	0	0	0
30	Rent, Communication & Utilities	9,300	0	9,300	0	2,741	2,741
50	Other Contractual Services/Family Island Dev.	776,900	175,000	951,900	203,440	269,429	65,989
60	Supplies and Materials	20,500	0	20,500	3,597	7,422	3,825
70	Acquisition, Construction & Improvement of Capital Assets	429,000	-175,000	254,000	69,475	0	-69,475
80	Repairs, Maintenance & Upkeep of Capital Assets	240,000	0	240,000	297,365	21,210	-276,155
90	Grants, Fixed Charges & Special Financial Transactions	16,682,000	300,000	16,982,000	8,806,580	8,279,884	-526,696
<b>OTHER CHARGES</b>		<b>18,193,700</b>	<b>300,000</b>	<b>18,493,700</b>	<b>9,397,715</b>	<b>8,585,066</b>	<b>-812,649</b>
<b>MINISTRY OF AGRICULTURE &amp; MARINE RESOURCES TOTAL EXPENSES</b>		<b>21,930,000</b>	<b>300,000</b>	<b>22,230,000</b>	<b>10,955,818</b>	<b>10,238,695</b>	<b>-717,123</b>

THE ACCOUNTING OFFICER FOR THIS HEAD IS PERMANENT SECRETARY

# [Head 057] DEPARTMENT OF AGRICULTURE

ITEM NO.	TITLE OF ITEM	SUPPLEMENTAL ESTIMATES			PROVISIONAL ACTUAL EXPENDITURE	PROVISIONAL ACTUAL EXPENDITURE	VARIANCE PROVISIONAL
		APPROVED ESTIMATES 2017/2018	& VIREMENTS 2017/2018	REVISED ESTIMATES 2017/2018	2016/2017 (JUL TO DEC)	2017/2018 (JUL TO DEC)	2016/2017 VS PROVISIONAL 2017/2018
		\$	\$	\$	\$	\$	\$
01	Personal Emoluments	5,158,300	0	5,158,300	2,365,306	2,411,925	46,619
02	Allowances	263,800	0	263,800	115,570	117,308	1,738
<b>PERSONAL EMOLUMENTS/ALLOWANCES</b>		<b>5,422,100</b>	<b>0</b>	<b>5,422,100</b>	<b>2,480,876</b>	<b>2,529,233</b>	<b>48,357</b>
<b>OTHER CHARGES</b>							
10	Travel and Subsistence	15,000	0	15,000	8,480	3,744	-4,736
20	Transportation of Things	44,500	0	44,500	50,320	16,163	-34,157
30	Rent, Communication & Utilities	32,200	0	32,200	9,796	4,741	-5,055
50	Other Contractual Services/Family Island Dev.	44,300	0	44,300	13,543	12,481	-1,062
60	Supplies and Materials	306,350	0	306,350	61,972	38,196	-23,776
70	Acquisition, Construction & Improvement of Capital Assets	984,000	0	984,000	47,531	0	-47,531
80	Repairs, Maintenance & Upkeep of Capital Assets	32,400	0	32,400	10,651	14,563	3,912
90	Grants, Fixed Charges & Special Financial Transactions	50,000	0	50,000	0	0	0
<b>OTHER CHARGES</b>		<b>1,508,750</b>	<b>0</b>	<b>1,508,750</b>	<b>202,293</b>	<b>89,888</b>	<b>-112,405</b>
<b>DEPARTMENT OF AGRICULTURE TOTAL EXPENSES</b>		<b>6,930,850</b>	<b>0</b>	<b>6,930,850</b>	<b>2,683,169</b>	<b>2,619,121</b>	<b>-64,048</b>

THE ACCOUNTING OFFICER FOR THIS HEAD IS DIRECTOR



# [Head 058] DEPARTMENT OF MARINE RESOURCES

ITEM NO.	TITLE OF ITEM	SUPPLEMENTAL ESTIMATES & VIREMENTS			PROVISIONAL ACTUAL EXPENDITURE	PROVISIONAL ACTUAL EXPENDITURE	VARIANCE PROVISIONAL
		APPROVED ESTIMATES 2017/2018	2017/2018	REVISED ESTIMATES 2017/2018	2016/2017 (JUL TO DEC)	2017/2018 (JUL TO DEC)	2016/2017 VS PROVISIONAL 2017/2018
		\$	\$	\$	\$	\$	\$
01	Personal Emoluments	2,392,200	0	2,392,200	912,569	971,073	58,504
02	Allowances	127,500	0	127,500	23,000	60,500	37,500
<b>PERSONAL EMOLUMENTS/ALLOWANCES</b>		<b>2,519,700</b>	<b>0</b>	<b>2,519,700</b>	<b>935,569</b>	<b>1,031,573</b>	<b>96,004</b>
<b>OTHER CHARGES</b>							
10	Travel and Subsistence	19,600	0	19,600	5,866	2,418	-3,448
20	Transportation of Things	35,000	0	35,000	4,545	8,327	3,782
30	Rent, Communication & Utilities	64,800	0	64,800	10,763	10,500	-263
50	Other Contractual Services/Family Island Dev.	141,880	0	141,880	4,877	8,084	3,207
60	Supplies and Materials	91,500	0	91,500	9,084	23,537	14,453
70	Acquisition, Construction & Improvement of Capital Assets	328,000	0	328,000	0	0	0
80	Repairs, Maintenance & Upkeep of Capital Assets	34,960	0	34,960	1,424	5,018	3,594
90	Grants, Fixed Charges & Special Financial Transactions	0	0	0	94,149	0	-94,149
<b>OTHER CHARGES</b>		<b>715,740</b>	<b>0</b>	<b>715,740</b>	<b>130,708</b>	<b>57,884</b>	<b>-72,824</b>
<b>DEPARTMENT OF MARINE RESOURCES TOTAL EXPENSES</b>		<b>3,235,440</b>	<b>0</b>	<b>3,235,440</b>	<b>1,066,277</b>	<b>1,089,457</b>	<b>23,180</b>

THE ACCOUNTING OFFICER FOR THIS HEAD IS DIRECTOR

## [Head 060] MINISTRY OF HEALTH

ITEM NO.	TITLE OF ITEM	SUPPLEMENTAL ESTIMATES & VIREMENTS			PROVISIONAL ACTUAL EXPENDITURE	PROVISIONAL ACTUAL EXPENDITURE	VARIANCE PROVISIONAL
		APPROVED ESTIMATES 2017/2018	2017/2018	REVISED ESTIMATES 2017/2018	2016/2017 (JUL TO DEC)	2017/2018 (JUL TO DEC)	2016/2017 VS PROVISIONAL 2017/2018
		\$	\$	\$	\$	\$	\$
01	Personal Emoluments	40,291,000	0	40,291,000	16,790,816	17,677,078	886,262
02	Allowances	4,261,550	0	4,261,550	1,375,108	2,064,038	688,930
	<b>PERSONAL EMOLUMENTS/ALLOWANCES</b>	<b>44,552,550</b>	<b>0</b>	<b>44,552,550</b>	<b>18,165,924</b>	<b>19,741,116</b>	<b>1,575,192</b>
	<b>OTHER CHARGES</b>						
10	Travel and Subsistence	45,000	0	45,000	8,143	12,182	4,039
30	Rent, Communication & Utilities	679,900	0	679,900	0	322,442	322,442
50	Other Contractual Services/Family Island Dev.	450,750	0	450,750	259,977	23,544	-236,433
60	Supplies and Materials	29,000	0	29,000	9,871	5,219	-4,652
70	Acquisition, Construction & Improvement of Capital Assets	50,000	0	50,000	0	8,351	8,351
80	Repairs, Maintenance & Upkeep of Capital Assets	150,000	0	150,000	55,336	28,606	-26,730
90	Grants, Fixed Charges & Special Financial Transactions	261,639,685	0	261,639,685	132,207,129	98,009,346	-34,197,783
	<b>OTHER CHARGES</b>	<b>263,044,335</b>	<b>0</b>	<b>263,044,335</b>	<b>132,540,456</b>	<b>98,409,690</b>	<b>-34,130,766</b>
	<b>MINISTRY OF HEALTH TOTAL EXPENSES</b>	<b>307,596,885</b>	<b>0</b>	<b>307,596,885</b>	<b>150,706,380</b>	<b>118,150,806</b>	<b>-32,555,574</b>

THE ACCOUNTING OFFICER FOR THIS HEAD IS PERMANENT SECRETARY

# [Head 065] DEPARTMENT OF ENVIRONMENTAL HEALTH SERVICES

ITEM NO.	TITLE OF ITEM	SUPPLEMENTAL ESTIMATES & VIREMENTS			PROVISIONAL ACTUAL EXPENDITURE	PROVISIONAL ACTUAL EXPENDITURE	VARIANCE PROVISIONAL
		APPROVED ESTIMATES 2017/2018	2017/2018	REVISED ESTIMATES 2017/2018	2016/2017 (JUL TO DEC)	2017/2018 (JUL TO DEC)	2016/2017 VS PROVISIONAL 2017/2018
		\$	\$	\$	\$	\$	\$
01	Personal Emoluments	15,004,600	0	15,004,600	7,140,121	7,644,871	504,750
02	Allowances	1,556,500	0	1,556,500	572,044	672,463	100,419
<b>PERSONAL EMOLUMENTS/ALLOWANCES</b>		<b>16,561,100</b>	<b>0</b>	<b>16,561,100</b>	<b>7,712,165</b>	<b>8,317,334</b>	<b>605,169</b>
<b>OTHER CHARGES</b>							
10	Travel and Subsistence	40,000	0	40,000	15,610	11,000	-4,610
20	Transportation of Things	20,000	0	20,000	5,175	6,281	1,106
30	Rent, Communication & Utilities	362,300	0	362,300	127,047	186,763	59,716
50	Other Contractual Services/Family Island Dev.	13,985,300	0	13,985,300	6,868,111	8,555,639	1,687,528
60	Supplies and Materials	49,000	0	49,000	7,400	2,587	-4,813
70	Acquisition, Construction & Improvement of Capital Assets	5,000	0	5,000	0	0	0
80	Repairs, Maintenance & Upkeep of Capital Assets	84,000	0	84,000	25,442	21,815	-3,627
90	Grants, Fixed Charges & Special Financial Transactions	1,000	0	1,000	0	0	0
<b>OTHER CHARGES</b>		<b>14,546,600</b>	<b>0</b>	<b>14,546,600</b>	<b>7,048,785</b>	<b>8,784,085</b>	<b>1,735,300</b>
<b>DEPARTMENT OF ENVIRONMENTAL HEALTH SERVICES TOTAL EXPENSES</b>		<b>31,107,700</b>	<b>0</b>	<b>31,107,700</b>	<b>14,760,950</b>	<b>17,101,419</b>	<b>2,340,469</b>

THE ACCOUNTING OFFICER FOR THIS HEAD IS DIRECTOR

## [Head 067] MINISTRY OF TOURISM & AVIATION

ITEM NO.	TITLE OF ITEM	SUPPLEMENTAL ESTIMATES			PROVISIONAL ACTUAL EXPENDITURE	PROVISIONAL ACTUAL EXPENDITURE	VARIANCE PROVISIONAL
		APPROVED ESTIMATES 2017/2018	& VIREMENTS 2017/2018	REVISED ESTIMATES 2017/2018	2016/2017 (JUL TO DEC)	2017/2018 (JUL TO DEC)	2016/2017 VS PROVISIONAL 2017/2018
		\$	\$	\$	\$	\$	\$
01	Personal Emoluments	18,084,000	0	18,084,000	7,643,928	10,732,272	3,088,344
	<b>PERSONAL EMOLUMENTS/ALLOWANCES</b>	<b>18,084,000</b>	<b>0</b>	<b>18,084,000</b>	<b>7,643,928</b>	<b>10,732,272</b>	<b>3,088,344</b>
	OTHER CHARGES						
90	Grants, Fixed Charges & Special Financial Transactions	92,092,397	0	92,092,397	25,513,739	32,817,526	7,303,787
	<b>OTHER CHARGES</b>	<b>92,092,397</b>	<b>0</b>	<b>92,092,397</b>	<b>25,513,739</b>	<b>32,817,526</b>	<b>7,303,787</b>
	<b>MINISTRY OF TOURISM &amp; AVIATION TOTAL EXPENSES</b>	<b>110,176,397</b>	<b>0</b>	<b>110,176,397</b>	<b>33,157,667</b>	<b>43,549,798</b>	<b>10,392,131</b>

THE ACCOUNTING OFFICER FOR THIS HEAD IS PERMANENT SECRETARY

## [Head 070] MINISTRY OF LABOUR

ITEM NO.	TITLE OF ITEM	SUPPLEMENTAL ESTIMATES & VIREMENTS			PROVISIONAL ACTUAL EXPENDITURE	PROVISIONAL ACTUAL EXPENDITURE	VARIANCE PROVISIONAL
		APPROVED ESTIMATES 2017/2018	2017/2018	REVISED ESTIMATES 2017/2018	2016/2017 (JUL TO DEC)	2017/2018 (JUL TO DEC)	2016/2017 VS PROVISIONAL 2017/2018
		\$	\$	\$	\$	\$	\$
01	Personal Emoluments	2,379,000	0	2,379,000	1,383,417	1,330,828	-52,589
02	Allowances	46,700	0	46,700	21,799	18,042	-3,757
<b>PERSONAL EMOLUMENTS/ALLOWANCES</b>		<b>2,425,700</b>	<b>0</b>	<b>2,425,700</b>	<b>1,405,216</b>	<b>1,348,870</b>	<b>-56,346</b>
<b>OTHER CHARGES</b>							
10	Travel and Subsistence	86,050	0	86,050	16,500	24,591	8,091
20	Transportation of Things	1,000	0	1,000	0	0	0
30	Rent, Communication & Utilities	9,600	0	9,600	0	4,000	4,000
50	Other Contractual Services/Family Island Dev.	49,200	0	49,200	7,136	4,317	-2,819
60	Supplies and Materials	8,000	0	8,000	1,355	728	-627
80	Repairs, Maintenance & Upkeep of Capital Assets	1,000	0	1,000	110	0	-110
90	Grants, Fixed Charges & Special Financial Transactions	1,177,500	0	1,177,500	488,993	540,563	51,570
<b>OTHER CHARGES</b>		<b>1,332,350</b>	<b>0</b>	<b>1,332,350</b>	<b>514,094</b>	<b>574,199</b>	<b>60,105</b>
<b>MINISTRY OF LABOUR TOTAL EXPENSES</b>		<b>3,758,050</b>	<b>0</b>	<b>3,758,050</b>	<b>1,919,310</b>	<b>1,923,069</b>	<b>3,759</b>

THE ACCOUNTING OFFICER FOR THIS HEAD IS PERMANENT SECRETARY

# [Head 072] MINISTRY OF THE ENVIRONMENT & HOUSING

ITEM NO.	TITLE OF ITEM	SUPPLEMENTAL ESTIMATES & VIREMENTS			PROVISIONAL ACTUAL EXPENDITURE	PROVISIONAL ACTUAL EXPENDITURE	VARIANCE PROVISIONAL
		APPROVED ESTIMATES 2017/2018	2017/2018	REVISED ESTIMATES 2017/2018	2016/2017 (JUL TO DEC)	2017/2018 (JUL TO DEC)	2016/2017 VS PROVISIONAL 2017/2018
		\$	\$	\$	\$	\$	\$
01	Personal Emoluments	9,402,500	0	9,402,500	1,696,372	4,968,344	3,271,972
02	Allowances	1,105,900	0	1,105,900	71,841	458,019	386,178
	<b>PERSONAL EMOLUMENTS/ALLOWANCES</b>	<b>10,508,400</b>	<b>0</b>	<b>10,508,400</b>	<b>1,768,213</b>	<b>5,426,363</b>	<b>3,658,150</b>
	<b>OTHER CHARGES</b>						
10	Travel and Subsistence	20,500	0	20,500	4,390	2,240	-2,150
50	Other Contractual Services/Family Island Dev.	106,500	0	106,500	51,491	8,893	-42,598
60	Supplies and Materials	20,800	0	20,800	1,818	3,092	1,274
80	Repairs, Maintenance & Upkeep of Capital Assets	59,200	0	59,200	51,975	13,379	-38,596
90	Grants, Fixed Charges & Special Financial Transactions	7,410,300	0	7,410,300	15,098,339	4,820,002	-10,278,337
	<b>OTHER CHARGES</b>	<b>7,617,300</b>	<b>0</b>	<b>7,617,300</b>	<b>15,208,013</b>	<b>4,847,606</b>	<b>-10,360,407</b>
	<b>MINISTRY OF THE ENVIRONMENT &amp; HOUSING TOTAL EXPENSES</b>	<b>18,125,700</b>	<b>0</b>	<b>18,125,700</b>	<b>16,976,226</b>	<b>10,273,969</b>	<b>-6,702,257</b>

THE ACCOUNTING OFFICER FOR THIS HEAD IS PERMANENT SECRETARY



# [Head 073] DEPARTMENT OF INFORMATION TECHNOLOGY

ITEM NO.	TITLE OF ITEM	SUPPLEMENTAL ESTIMATES			PROVISIONAL ACTUAL EXPENDITURE	PROVISIONAL ACTUAL EXPENDITURE	VARIANCE PROVISIONAL
		APPROVED ESTIMATES 2017/2018	& VIREMENTS 2017/2018	REVISED ESTIMATES 2017/2018	2016/2017 (JUL TO DEC)	2017/2018 (JUL TO DEC)	2016/2017 VS PROVISIONAL 2017/2018
		\$	\$	\$	\$	\$	\$
01	Personal Emoluments	2,714,300	0	2,714,300	1,277,359	1,374,758	97,399
02	Allowances	27,500	0	27,500	6,000	6,200	200
<b>PERSONAL EMOLUMENTS/ALLOWANCES</b>		<b>2,741,800</b>	<b>0</b>	<b>2,741,800</b>	<b>1,283,359</b>	<b>1,380,958</b>	<b>97,599</b>
<b>OTHER CHARGES</b>							
10	Travel and Subsistence	4,480	0	4,480	712	1,745	1,033
50	Other Contractual Services/Family Island Dev.	13,160	0	13,160	4,631	6,726	2,095
60	Supplies and Materials	2,600	0	2,600	609	925	316
80	Repairs, Maintenance & Upkeep of Capital Assets	7,000	0	7,000	2,650	636	-2,014
90	Grants, Fixed Charges & Special Financial Transactions	19,630	0	19,630	2,546	3,605	1,059
<b>OTHER CHARGES</b>		<b>46,870</b>	<b>0</b>	<b>46,870</b>	<b>11,148</b>	<b>13,637</b>	<b>2,489</b>
<b>DEPARTMENT OF INFORMATION TECHNOLOGY TOTAL EXPENSES</b>		<b>2,788,670</b>	<b>0</b>	<b>2,788,670</b>	<b>1,294,507</b>	<b>1,394,595</b>	<b>100,088</b>

THE ACCOUNTING OFFICER FOR THIS HEAD IS DIRECTOR

# [Head 074] MINISTRY FOR GRAND BAHAMA

ITEM NO.	TITLE OF ITEM	SUPPLEMENTAL ESTIMATES & VIREMENTS			PROVISIONAL ACTUAL EXPENDITURE	PROVISIONAL ACTUAL EXPENDITURE	VARIANCE PROVISIONAL
		APPROVED ESTIMATES 2017/2018	2017/2018	REVISED ESTIMATES 2017/2018	2016/2017 (JUL TO DEC)	2017/2018 (JUL TO DEC)	2016/2017 VS PROVISIONAL 2017/2018
		\$	\$	\$	\$	\$	\$
01	Personal Emoluments	4,555,000	-1,400,000	3,155,000	1,063,443	1,176,146	112,703
02	Allowances	96,900	0	96,900	27,442	21,746	-5,696
<b>PERSONAL EMOLUMENTS/ALLOWANCES</b>		<b>4,651,900</b>	<b>-1,400,000</b>	<b>3,251,900</b>	<b>1,090,885</b>	<b>1,197,892</b>	<b>107,007</b>
<b>OTHER CHARGES</b>							
10	Travel and Subsistence	15,000	0	15,000	730	2,972	2,242
20	Transportation of Things	2,800	0	2,800	853	1,201	348
30	Rent, Communication & Utilities	5,162,500	0	5,162,500	1,686,852	2,058,595	371,743
40	Printing and Reproduction	2,000	0	2,000	444	199	-245
50	Other Contractual Services/Family Island Dev.	1,190,000	1,400,000	2,590,000	276,964	95,136	-181,828
60	Supplies and Materials	472,500	0	472,500	3,730	22,546	18,816
70	Acquisition, Construction & Improvement of Capital Assets	1,000,000	0	1,000,000	0	60,229	60,229
80	Repairs, Maintenance & Upkeep of Capital Assets	247,600	0	247,600	921,653	30,040	-891,613
90	Grants, Fixed Charges & Special Financial Transactions	711,000	0	711,000	469,312	334,709	-134,603
<b>OTHER CHARGES</b>		<b>8,803,400</b>	<b>1,400,000</b>	<b>10,203,400</b>	<b>3,360,538</b>	<b>2,605,627</b>	<b>-754,911</b>
<b>MINISTRY FOR GRAND BAHAMA TOTAL EXPENSES</b>		<b>13,455,300</b>	<b>0</b>	<b>13,455,300</b>	<b>4,451,423</b>	<b>3,803,519</b>	<b>-647,904</b>

THE ACCOUNTING OFFICER FOR THIS HEAD IS PERMANENT SECRETARY

# *[Head 001-074]* RECURRENT EXPENDITURE HEAD SUMMARY

ITEM NO.	TITLE OF ITEM	SUPPLEMENTAL ESTIMATES			PROVISIONAL ACTUAL EXPENDITURE	PROVISIONAL ACTUAL EXPENDITURE	VARIANCE PROVISIONAL
		APPROVED ESTIMATES 2017/2018	& VIREMENTS 2017/2018	REVISED ESTIMATES 2017/2018	2016/2017 (JUL TO DEC)	2017/2018 (JUL TO DEC)	2017/2018 VS PROVISIONAL 2016/2017
		\$	\$	\$	\$	\$	\$
GRAND TOTAL		2,675,837,437	624,351,550	3,300,188,987	1,354,317,544	1,790,216,463	435,898,919

RECURRENT EXPENDITURE HEAD SUMMARY





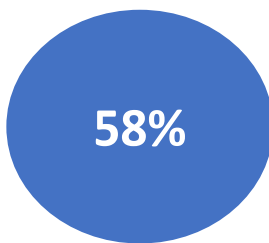
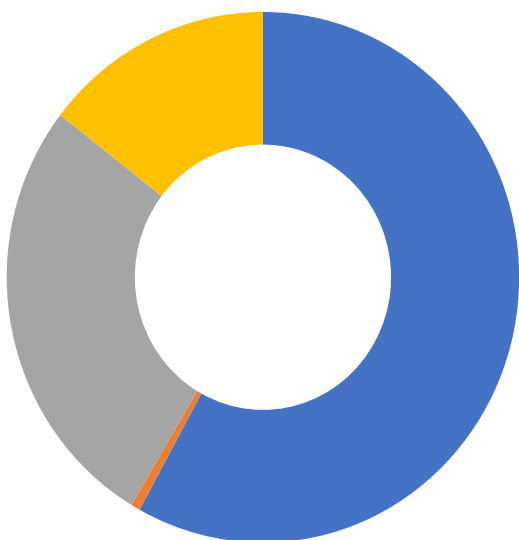




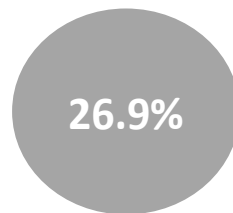
# CAPITAL EXPENDITURE



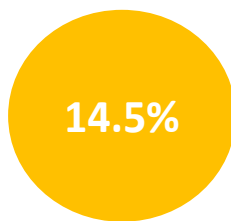
## CAPITAL EXPENDITURE GRAPH



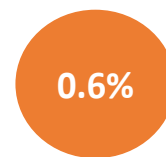
Ministry of Finance



Ministry of Public Works



Ministry of Education



Royal Bahamas Defence Force

HEAD NO.	MINISTRY/DEPARTMENT	\$	%
21	Ministry Of Finance	84,001,399	58.0%
32	Royal Bahamas Defence Force	839,846	0.6%
33	Ministry Of Public Works	38,961,298	26.9%
38	Ministry Of Education	21,031,526	14.5%
		<b>144,834,069</b>	<b>100.0%</b>

## CAPITAL EXPENDITURE SUMMARY

HEAD NO.	MINISTRY/DEPARTMENT	SUPPLEMENTAL ESTIMATES & VIREMENTS			PROVISIONAL ACTUAL EXPENDITURE	PROVISIONAL ACTUAL EXPENDITURE	VARIANCE PROVISIONAL
		APPROVED ESTIMATES 2017/2018	2017/2018	REVISED ESTIMATES 2017/2018	2016/2017 (JUL TO DEC)	2017/2018 (JUL TO DEC)	2017/2018 VS PROVISIONAL 2016/2017
		\$	\$	\$	\$	\$	\$
021	MINISTRY OF FINANCE	72,500,000	100,000,000	172,500,000	55,694,921	84,001,399	28,306,478
032	ROYAL BAHAMAS DEFENCE FORCE	21,300,000	0	21,300,000	12,794,434	839,846	-11,954,588
033	MINISTRY OF PUBLIC WORKS	113,285,200	0	113,285,200	70,159,909	38,961,298	-31,198,611
038	MINISTRY OF EDUCATION	22,640,000	7,434,909	30,074,909	22,438,294	21,031,526	-1,406,768
<b>GRAND TOTAL</b>		<b>229,725,200</b>	<b>107,434,909</b>	<b>337,160,109</b>	<b>161,087,558</b>	<b>144,834,069</b>	<b>-16,253,489</b>



## CAPITAL EXPENDITURE BY BLOCK

ITEM NO.	TITLE OF ITEM	SUPPLEMENTAL ESTIMATES & VIREMENTS			PROVISIONAL ACTUAL EXPENDITURE	PROVISIONAL ACTUAL EXPENDITURE	VARIANCE PROVISIONAL
		APPROVED ESTIMATES 2017/2018	2017/2018	REVISED ESTIMATES 2017/2018	2016/2017 (JUL TO DEC)	2017/2018 (JUL TO DEC)	2017/2018 VS PROVISIONAL 2016/2017
		\$	\$	\$	\$	\$	\$
50	Other Contractual Services/Family Island Dev.	2,350,000	0	2,350,000	3,367,894	1,070,329	-2,297,565
70	Acquisition, Construction & Improvement of Capital Assets	170,924,000	625,937	171,549,937	81,890,160	49,856,294	-32,033,866
80	Repairs, Maintenance & Upkeep of Capital Assets	16,451,200	6,808,972	23,260,172	19,390,305	17,306,733	-2,083,572
90	Grants, Fixed Charges & Special Financial Transactions	40,000,000	100,000,000	140,000,000	56,439,199	76,600,713	20,161,514
<b>GRAND TOTAL</b>		<b>229,725,200</b>	<b>107,434,909</b>	<b>337,160,109</b>	<b>161,087,558</b>	<b>144,834,069</b>	<b>-16,253,489</b>

## CAPITAL EXPENDITURE BY BLOCK

### *[Head 021]* MINISTRY OF FINANCE

ITEM NO.	TITLE OF ITEM	SUPPLEMENTAL ESTIMATES			PROVISIONAL ACTUAL EXPENDITURE	PROVISIONAL ACTUAL EXPENDITURE	VARIANCE PROVISIONAL
		APPROVED ESTIMATES 2017/2018	& VIREMENTS 2017/2018	REVISED ESTIMATES 2017/2018	2016/2017 (JUL TO DEC)	2017/2018 (JUL TO DEC)	2017/2018 VS PROVISIONAL 2016/2017
		\$	\$	\$	\$	\$	\$
70	Acquisition, Construction & Improvement of Capital Assets	47,000,000	0	47,000,000	3,465,465	9,185,941	5,720,476
90	Grants, Fixed Charges & Special Financial Transactions	25,500,000	100,000,000	125,500,000	52,229,456	74,815,458	22,586,002
<b>GRAND TOTAL</b>		<b>72,500,000</b>	<b>100,000,000</b>	<b>172,500,000</b>	<b>55,694,921</b>	<b>84,001,399</b>	<b>28,306,478</b>

## CAPITAL EXPENDITURE BY BLOCK

### *[Head 032]* ROYAL BAHAMAS DEFENCE FORCE

ITEM NO.	TITLE OF ITEM	SUPPLEMENTAL ESTIMATES & VIREMENTS			PROVISIONAL ACTUAL EXPENDITURE	PROVISIONAL ACTUAL EXPENDITURE	VARIANCE PROVISIONAL
		APPROVED ESTIMATES 2017/2018	2017/2018	REVISED ESTIMATES 2017/2018	2016/2017 (JUL TO DEC)	2017/2018 (JUL TO DEC)	2017/2018 VS PROVISIONAL 2016/2017
		\$	\$	\$	\$	\$	\$
70	Acquisition, Construction & Improvement of Capital Assets	21,220,000	0	21,220,000	12,791,118	839,846	-11,951,272
80	Repairs, Maintenance & Upkeep of Capital Assets	80,000	0	80,000	3,316	0	-3,316
<b>GRAND TOTAL</b>		<b>21,300,000</b>	<b>0</b>	<b>21,300,000</b>	<b>12,794,434</b>	<b>839,846</b>	<b>-11,954,588</b>

## CAPITAL EXPENDITURE BY BLOCK

### *[Head 033]* MINISTRY OF PUBLIC WORKS

ITEM NO.	TITLE OF ITEM	SUPPLEMENTAL ESTIMATES & VIREMENTS			PROVISIONAL ACTUAL EXPENDITURE	PROVISIONAL ACTUAL EXPENDITURE	VARIANCE PROVISIONAL
		APPROVED ESTIMATES 2017/2018	2017/2018	REVISED ESTIMATES 2017/2018	2016/2017 (JUL TO DEC)	2017/2018 (JUL TO DEC)	2017/2018 VS PROVISIONAL 2016/2017
		\$	\$	\$	\$	\$	\$
50	Other Contractual Services/Family Island Dev.	2,350,000	0	2,350,000	3,367,894	1,070,329	-2,297,565
70	Acquisition, Construction & Improvement of Capital Assets	90,464,000	0	90,464,000	56,832,189	30,230,861	-26,601,328
80	Repairs, Maintenance & Upkeep of Capital Assets	10,471,200	0	10,471,200	9,959,826	5,874,853	-4,084,973
90	Grants, Fixed Charges & Special Financial Transactions	10,000,000	0	10,000,000	0	1,785,255	1,785,255
<b>GRAND TOTAL</b>		<b>113,285,200</b>	<b>0</b>	<b>113,285,200</b>	<b>70,159,909</b>	<b>38,961,298</b>	<b>-31,198,611</b>

## CAPITAL EXPENDITURE BY BLOCK

### *[Head 038]* MINISTRY OF EDUCATION

ITEM NO.	TITLE OF ITEM	SUPPLEMENTAL ESTIMATES			PROVISIONAL ACTUAL EXPENDITURE	PROVISIONAL ACTUAL EXPENDITURE	VARIANCE PROVISIONAL
		APPROVED ESTIMATES 2017/2018	& VIREMENTS 2017/2018	REVISED ESTIMATES 2017/2018	2016/2017 (JUL TO DEC)	2017/2018 (JUL TO DEC)	2017/2018 VS PROVISIONAL 2016/2017
		\$	\$	\$	\$	\$	\$
70	Acquisition, Construction & Improvement of Capital Assets	12,240,000	625,937	12,865,937	8,801,388	9,599,646	798,258
80	Repairs, Maintenance & Upkeep of Capital Assets	5,900,000	6,808,972	12,708,972	9,427,163	11,431,880	2,004,717
90	Grants, Fixed Charges & Special Financial Transactions	4,500,000	0	4,500,000	4,209,743	0	-4,209,743
<b>GRAND TOTAL</b>		<b>22,640,000</b>	<b>7,434,909</b>	<b>30,074,909</b>	<b>22,438,294</b>	<b>21,031,526</b>	<b>-1,406,768</b>

# CAPITAL EXPENDITURE HEAD SUMMARY

ITEM NO.	TITLE OF ITEM	SUPPLEMENTAL ESTIMATES			PROVISIONAL ACTUAL EXPENDITURE	PROVISIONAL ACTUAL EXPENDITURE	VARIANCE PROVISIONAL
		APPROVED ESTIMATES 2017/2018	& VIREMENTS 2017/2018	REVISED ESTIMATES 2017/2018	2016/2017 (JUL TO DEC)	2017/2018 (JUL TO DEC)	2017/2018 VS PROVISIONAL 2016/2017
		\$	\$	\$	\$	\$	\$
<b>GRAND TOTAL</b>		<b>229,725,200</b>	<b>107,434,909</b>	<b>337,160,109</b>	<b>161,087,558</b>	<b>144,834,069</b>	<b>-16,253,489</b>

CAPITAL EXPENDITURE HEAD SUMMARY







# MINISTRY OF FINANCE

CECIL WALLACE WHITFIELD CENTRE  
WEST BAY STREET | P.O. BOX N-3017 | NASSAU, THE BAHAMAS  
T:1-242-327-1530 | F:1-242-327-1618 | E:MOFGENERAL@BAHAMAS.GOV.BS  
- WWW.BAHAMAS.GOV.BS -