



COMMONWEALTH OF THE BAHAMAS

DRAFT ESTIMATES OF
REVENUE & EXPENDITURE

2019/2020

Goals of the Ministry of Finance



- *Develop policies and manage resources to maximize sustainable socio-economic growth and stability*
- *Provide efficient and effective service to all stakeholders*
- *Collaborate with the private sector to improve the ease of doing business and facilitate private sector involvement in economic development*
- *Demonstrate accountability and transparency in the management of fiscal affairs*
- *Ensure appropriate financial management of ministries, departments and agencies that fall within the purview of the Ministry of Finance*
- *Retain a team of high performing professionals operating in an innovative and supportive work environment*



FOR THE INFORMATION OF ALL THOSE RESPONSIBLE FOR THE EXPENDITURE OF PUBLIC FUNDS

1. NO EXPENDITURE CAN BE INCURRED, EVEN THOUGH IT IS PROVIDED FOR IN THE ESTIMATES, EXCEPT ON THE AUTHORITY OF THE MINISTER OF FINANCE IN ACCORDANCE WITH SECTION 131 OF THE CONSTITUTION.
2. NO MONEY IS TO BE SPENT EXCEPT FOR THE PURPOSES INTENDED BY THE LEGISLATURE AND SO INDICATED IN THE TITLE OF THE HEAD AND ITEM CONCERNED.
3. IN NO CIRCUMSTANCES SHOULD ANY VOTE OR ALLOCATION BE OVEREXPENDED WITHOUT PRIOR AUTHORITY.
4. ALL PURCHASE ORDERS, WHETHER FOR MATERIALS OR SERVICES, MUST BE APPROVED BY THE APPROPRIATE AUTHORITY FOR THE HEAD FOR COMMITMENT BEFORE PLACEMENT WITH SUPPLIERS.
5. HEADS OF MINISTRIES AND DEPARTMENTS WILL RECEIVE, EVERY MONTH, A STATEMENT FROM THE TREASURY WHICH WILL SHOW THE STATUS OF EXPENDITURE AND COMMITMENTS AGAINST EACH HEAD AND ITEM. THE STATEMENTS MUST BE USED TO PLAN EXPENDITURE AND COMMITMENTS IN ORDER TO ENSURE THAT SUFFICIENT FUNDS ARE AVAILABLE TO PROVIDE THE SERVICES THROUGHOUT THE YEAR.
6. THE EXERCISE OF PROPER CONTROL OF EXPENDITURE CANNOT BE TOO STRONGLY EMPHASIZED.

KEVIN PETER TURNQUEST
MINISTER OF FINANCE

Transition to the New Chart of Accounts



In an ongoing effort toward adoption of the new COA, the budget for the upcoming FY2019/20 year has been prepared utilizing a new, extended account number containing additional data components to capture information at a more granular level. The implementation of the new COA offers enhanced reporting and query capability while also furthering more comprehensive objectives of:

- a. positioning the Government for the eventual conversion of the accounting presentation to the International Public Sector Accounting Standards (IPSAS) accrual basis; and
- b. facilitating the aggregation and presentation of the fiscal data to meet the International Monetary Fund's Government Finance Statistics (GFS) 2014 reporting standards

Readers would note that the data presented within the Draft Estimates for FY2019/20 is consistent with prior year's presentation and additional Annexes have been added to provide more detailed views of the data by programme and spending unit.

Ultimately, the new COA framework will lead to the introduction of programme budgeting in line with modernization efforts. This is consistent with the government's stated policy goal of greater accountability and transparency in government finances and operations. These changes are in line with international best practices.

Fiscal Summary (B\$ Millions)




	2014/15	2015/16	2016/17	2017/18	2018/19	2018/19	2019/20	2020/21	2021/22
	Actuals	Actuals	Actuals	Actuals	Budget	Projected	Budget	Forecast	Forecast
1. Recurrent Revenue	1,728	1,989	2,070	2,040	2,649	2,413	2,626	2,724	2,829
2. Recurrent Expenditure	1,741	2,064	2,349	2,189	2,589	2,435	2,530	2,551	2,593
of which Primary Recurrent Expenditure	1,488	1,783	2,076	1,875	2,208	2,103	2,158	2,206	2,265
Interest Payments	253	281	273	314	381	332	372	345	328
3. Recurrent Balance (1 - 2)	(13)	(75)	(279)	(149)	60	(22)	96	173	236
4. Capital Revenue	4	-	-	3	2	-	2	2	2
5. Capital Expenditure	372	235	381	269	299	207	235	248	257
6. Capital Balance (4 - 5)	(368)	(235)	(381)	(266)	(297)	(207)	(233)	(246)	(255)
7. GFS Deficit (3 + 6)	(381)	(310)	(660)	(415)	(237)	(229)	(137)	(73)	(19)
8. GDP (Current Prices)	11,333	11,845	12,044	12,288	13,175	12,835	13,282	13,760	14,288
9. GFS Deficit as % of GDP	-3.4	-2.6	-5.5	-3.4	-1.8	-1.8	-1.0	-0.5	-0.1
Memo Items									
Growth Rate (current prices)	5.5	4.5	1.7	2.0	7.2	(2.6)	3.5	3.6	3.8
Growth Rate (constant prices)	0.7	0.5	0.3	0.8	4.0	4.0	1.8	1.6	1.5
Government Debt (end-June)	5,638	5,965	6,550	7,246	7,397	7,475	7,612	7,685	7,704
Government Debt (% of GDP)	49.7	50.4	54.4	59.0	56.1	58.2	57.3	55.9	53.9
Recurrent Expenditure (% of GDP)	15.4	17.4	19.5	17.8	19.7	19.0	19.0	18.5	18.1
Recurrent Revenue (% of GDP)	15.2	16.8	17.2	16.6	20.1	18.8	19.8	19.8	19.8
Capital Expenditure (% of GDP)	3.3	2.0	3.2	2.2	2.3	1.6	1.8	1.8	1.8
Primary Balance (\$M)	(128)	(29)	(387)	(101)	144	103	235	272	309
Primary Balance (% of GDP)	-1.1	-0.2	-3.2	-0.8	1.1	0.8	1.8	2.0	2.2
Primary Recurrent Expenditure (% of GDP)	13.1	15.1	17.2	15.3	16.8	16.4	16.2	16.0	15.9

Notes:

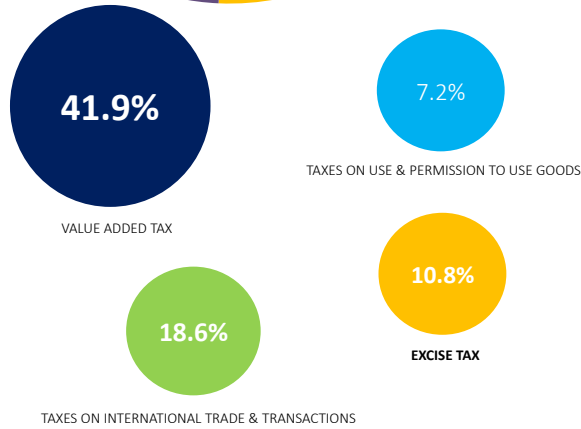
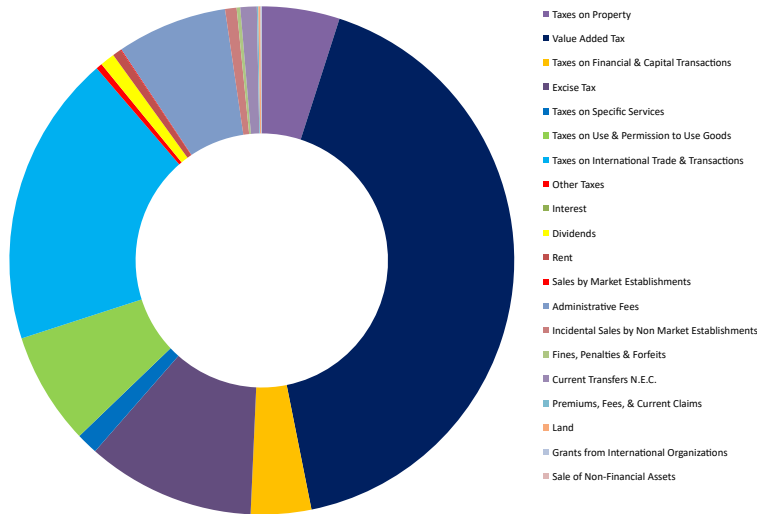
GDP estimates through 2018 are from the Department of Statistics; and thereafter, from the IMF World Economic Outlook.

Recurrent expenditures have been adjusted to exclude sinking fund balances, as these represent investments in future financial assets and therefore do not impact the overall deficit position.



ESTIMATES OF REVENUE

Revenue Summary Graph



GFS Block	DESCRIPTION	ESTIMATES 2019	%
11300	Taxes on Property	130,954,686	5.0%
11411	Value Added Tax	1,100,156,386	41.9%
11414	Taxes on Financial & Capital Transactions	101,518,743	3.9%
11420	Excise Tax	283,273,119	10.8%
11440	Taxes on Specific Services	36,189,588	1.4%
11450	Taxes on Use & Permission to Use Goods	188,620,316	7.2%
11500	Taxes on International Trade & Transactions	489,170,596	18.6%
11600	Other Taxes	10,383,166	0.4%
14110	Interest	-	0.0%
14120	Dividends	24,612,031	0.9%
14150	Rent	14,845,077	0.6%
14210	Sales by Market Establishments	1,416,056	0.1%
14220	Administrative Fees	185,769,290	7.1%
14230	Incidental Sales by Non Market Establishments	19,341,709	0.7%
14300	Fines, Penalties & Forfeits	6,084,701	0.2%
14410	Current Transfers N.E.C.	27,581,152	1.0%
14510	Premiums, Fees, & Current Claims	2,518,975	0.1%
31410	Land	3,564,409	0.1%
13200	Grants from International Organizations	2,120,501	0.1%
31000	Sale of Non-Financial Assets	2,000	0.0%
		2,628,122,501	100.0%

REVENUE SUMMARY



ITEM NO.	TITLE OF ITEM	PROVISIONAL	REVENUE	APPROVED	FORECASTED REVENUE	PRELIMINARY FORECASTED REVENUE	PRELIMINARY FORECASTED REVENUE
		ACTUAL REVENUE	(PROVISIONAL)	FORECAST REVENUE			
		2017/2018	JULY - MARCH 2018/2019	2018/2019	2019/2020	2020/2021	2021/2022
		\$	\$	\$	\$	\$	\$
TAX REVENUE							
11300RR	Taxes on Property	123,560,185	93,715,883	132,231,969	130,954,686	146,349,499	155,431,551
11411RR	Value Added Tax	686,770,223	588,882,362	1,059,603,248	1,100,156,386	1,117,027,013	1,157,653,089
11414RR	Taxes on Financial & Capital Transactions	109,522,031	161,581,612	143,710,148	101,518,743	105,307,334	109,366,539
11420RR	Excise Tax	262,277,344	169,926,685	296,786,433	283,273,119	309,607,668	320,221,402
11440RR	Taxes on Specific Services	37,152,434	22,460,267	70,039,145	36,189,588	37,540,151	38,987,183
11450RR	Taxes on Use & Permission to Use Goods	191,704,946	165,376,208	202,991,023	188,620,316	195,226,959	200,448,119
11500RR	Taxes on International Trade & Transactions	438,908,397	312,675,818	496,448,475	489,170,596	507,059,452	528,368,405
11600RR	Other Taxes	4,350,648	7,185,814	28,131,716	10,383,166	10,770,657	11,185,825
SUB-TOTAL:		1,854,246,208	1,521,804,649	2,429,942,157	2,340,266,600	2,428,888,733	2,521,662,113
NON-TAX REVENUE							
14110RR	Interest	1,554	0	6,000	0	0	0
14120RR	Dividends	6,618,395	4,500,000	6,850,212	24,612,031	26,478,786	28,508,967
14150RR	Rent	16,345,383	13,782,152	15,550,099	14,845,077	14,960,370	15,083,901
14210RR	Sales by Market Establishments	5,740,631	1,285,230	2,609,439	1,416,056	1,468,902	1,525,523
14220RR	Administrative Fees	145,383,312	125,952,635	162,157,381	185,769,290	189,927,531	196,593,092
14230RR	Incidental Sales by Nonmarket Establishments	12,315,731	13,331,073	14,770,606	19,341,709	20,063,525	20,836,898
14300RR	Fines, Penalties & Forfeits	1,232,010	3,885,563	3,356,755	6,084,701	6,311,776	6,555,072
14410RR	Current Transfers N.E.C.	176,382	171,744	2,511,948	27,581,152	29,589,965	31,680,779
14510RR	Premiums, Fees & Current Claims	-3,716,224	1,787,432	9,613,318	2,518,975	2,612,982	2,713,703
31410RR	Land	1,290,305	2,589,532	1,352,568	3,564,409	3,697,430	3,839,952
SUB-TOTAL:		185,387,479	167,285,361	218,778,326	285,733,400	295,111,267	307,337,887
TOTAL TAX & NON-TAX REVENUE		2,039,633,687	1,689,090,010	2,648,720,483	2,626,000,000	2,724,000,000	2,829,000,000
CAPITAL REVENUE							
13200RR	Grants From International Organizations	2,597,598	0	2,205,000	2,120,501	2,000,000	2,000,000
31000RR	Sale of Non-Financial Assets	154,203	38,900	2,000	2,000	2,000	2,000
SUB-TOTAL:		2,751,801	38,900	2,207,000	2,122,501	2,002,000	2,002,000
GRAND TOTAL ALL REVENUE		2,042,385,488	1,689,128,910	2,650,927,483	2,628,122,501	2,726,002,000	2,831,002,000
33000RR	Proceeds From Borrowings	1,855,427,130	529,000,000	946,997,225	764,883,064	538,496,319	448,792,644

[GFS 1130] Taxes on Property



ITEM NO.	TITLE OF ITEM	PROVISIONAL	REVENUE	APPROVED		PRELIMINARY	PRELIMINARY
		ACTUAL	(PROVISIONAL)	FORECAST	FORECASTED	FORECASTED	FORECASTED
		REVENUE		REVENUE	REVENUE	REVENUE	REVENUE
		JULY - MARCH					
		2017/2018	2018/2019	2018/2019	2019/2020	2020/2021	2021/2022
		\$	\$	\$	\$	\$	\$
014	OFFICE OF THE PRIME MINISTER						
1131010	Time Sharing Occupancy Fee	43,950	36,475	42,998	54,844	56,890	59,083
	SUB-TOTAL:	43,950	36,475	42,998	54,844	56,890	59,083
028	DEPARTMENT OF INLAND REVENUE						
1131001	Commercial Property Tax	45,048,662	27,299,514	47,955,495	39,415,924	44,133,358	49,275,360
1131004	Owner Occupied Property Tax	34,325,897	27,125,211	37,316,900	38,149,226	41,647,560	43,252,917
1131005	Residential Properties	12,182,211	13,094,571	14,934,452	19,140,189	19,854,484	20,619,800
1131008	Foreign Owned Undeveloped Property Tax	31,959,465	26,160,112	31,982,124	34,194,503	40,657,207	42,224,391
	SUB-TOTAL:	123,516,235	93,679,408	132,188,971	130,899,842	146,292,609	155,372,468
	Taxes on Property TOTAL	123,560,185	93,715,883	132,231,969	130,954,686	146,349,499	155,431,551

[GFS 1141] General Taxes on Goods & Services



ITEM NO.	TITLE OF ITEM	PROVISIONAL ACTUAL REVENUE	REVENUE (PROVISIONAL)	APPROVED FORECAST REVENUE	FORECASTED REVENUE	PRELIMINARY FORECASTED REVENUE	PRELIMINARY FORECASTED REVENUE
		2017/2018 \$	JULY - MARCH 2018/2019 \$	2018/2019 \$	2019/2020 \$	2020/2021 \$	2021/2022 \$
006	CABINET OFFICE						
1141101	Value Added Tax	3,889	4,443	3,877	6,744	6,996	7,265
	SUB-TOTAL:	3,889	4,443	3,877	6,744	6,996	7,265
008	OFFICE OF THE JUDICIAL (SUPREME AND MAGISTRATES COURTS)						
1141101	Value Added Tax	3,958	42,955	2,492	57,493	59,639	61,938
	SUB-TOTAL:	3,958	42,955	2,492	57,493	59,639	61,938
020	DEPARTMENT OF LANDS & SURVEYS						
1141101	Value Added Tax	237,643	177,020	146,622	291,229	302,097	313,742
	SUB-TOTAL:	237,643	177,020	146,622	291,229	302,097	313,742
021	MINISTRY OF FINANCE						
1141101	Value Added Tax	2,729	-247	6,934	5,545	5,752	5,974
	SUB-TOTAL:	2,729	-247	6,934	5,545	5,752	5,974
022	TREASURY DEPARTMENT						
1141101	Value Added Tax	25,580	21,975	9,766	39,373	40,843	42,417
1141410	Stamp Tax Bank	35,834,306	31,263,692	40,755,212	47,557,211	49,332,004	51,233,568
1141411	Stamp Tax - Withdrawal Slips	17,581,302	8,986,902	30,087,897	12,761,949	13,238,214	13,748,498
1141412	Stamp Tax - Cheques, Bank Receipts	6,277,768	13,787,920	13,081,315	20,832,408	21,609,856	22,442,835
1141413	Stamp Tax - Mortgages	16,073,241	13,840,546	23,293,155	19,886,589	20,628,739	21,423,900
1141414	Stamp Tax - Instruments & Bonds	223,698	356,642	236,967	480,586	498,521	517,738
1141420	Realty Transactions under \$20,000	283,287	21,759	0	0	0	0
1141421	Realty Transactions between \$20,001-50,000	394,934	15,194	0	0	0	0
1141422	Realty Transactions between \$50,001-100,000	1,169,434	26,479	0	0	0	0
1141423	Realty Transactions between \$100,001-250,000	2,629,696	127,760	0	0	0	0
1141424	Realty Transactions over \$250,000	29,003,672	412,299	0	0	0	0
1141425	Realty Transactions \$100,000 and under	0	1,799,995	1,893,353	0	0	0
1141426	Realty Transactions in excess of \$100,000	0	90,796,951	34,018,857	0	0	0
1141427	Marina Lease/Sub Lease Under \$20,000	1,250	12,500	0	0	0	0
1141430	Marina Lease/Sub Lease \$20,000 - \$50,000	14,688	0	0	0	0	0
1141431	Marina Lease/Sub Lease \$50,001 - \$100,000	22,229	0	0	0	0	0
1141432	Marina Lease/Sub Lease Over \$100,000	12,525	0	0	0	0	0
1141433	Marina Lease/Sublease \$100,000 and under	0	38,624	246,273	0	0	0
1141434	Marina Lease/Sublease in excess of \$100,000	0	94,350	97,119	0	0	0
	SUB-TOTAL:	109,547,610	161,603,588	143,719,914	101,558,116	105,348,177	109,408,956
023	CUSTOMS DEPARTMENT						
1141101	Value Added Tax	239,998,825	259,706,927	369,748,533	378,168,746	392,281,669	407,402,659
	SUB-TOTAL:	239,998,825	259,706,927	369,748,533	378,168,746	392,281,669	407,402,659
025	MAGISTRATES' COURTS						
1141101	Value Added Tax	1,029	0	0	0	0	0
	SUB-TOTAL:	1,029	0	0	0	0	0
028	DEPARTMENT OF INLAND REVENUE						
1141101	Value Added Tax	445,862,043	328,546,354	689,038,665	721,014,047	723,735,414	749,201,575
	SUB-TOTAL:	445,862,043	328,546,354	689,038,665	721,014,047	723,735,414	749,201,575
030	DEPARTMENT OF IMMIGRATION						
1141101	Value Added Tax	13	0	0	0	0	0
	SUB-TOTAL:	13	0	0	0	0	0

[GFS 1141] General Taxes on Goods & Services



ITEM NO.	TITLE OF ITEM	PROVISIONAL	REVENUE	APPROVED		PRELIMINARY	PRELIMINARY
		ACTUAL REVENUE	(PROVISIONAL)	FORECAST REVENUE	FORECASTED REVENUE	FORECASTED REVENUE	FORECASTED REVENUE
		2017/2018	JULY - MARCH 2018/2019	2018/2019	2019/2020	2020/2021	2021/2022
		\$	\$	\$	\$	\$	\$
033	MINISTRY OF PUBLIC WORKS						
1141101	Value Added Tax	304,840	109,918	327,237	147,121	152,612	158,494
	SUB-TOTAL:	304,840	109,918	327,237	147,121	152,612	158,494
037	DEPARTMENT OF ARCHIVES						
1141101	Value Added Tax	1,145	1,469	1,242	2,185	2,266	2,354
	SUB-TOTAL:	1,145	1,469	1,242	2,185	2,266	2,354
038	MINISTRY OF EDUCATION						
1141101	Value Added Tax	51,507	70,571	53,882	96,407	100,005	103,860
	SUB-TOTAL:	51,507	70,571	53,882	96,407	100,005	103,860
051	POST OFFICE DEPARTMENT						
1141101	Value Added Tax	88,462	31,629	78,483	55,753	57,833	60,063
	SUB-TOTAL:	88,462	31,629	78,483	55,753	57,833	60,063
052	DEPARTMENT OF CIVIL AVIATION						
1141101	Value Added Tax	2,208	94	1,429	1,501	1,561	1,615
	SUB-TOTAL:	2,208	94	1,429	1,501	1,561	1,615
053	PORT DEPARTMENT						
1141101	Value Added Tax	157,843	140,062	156,855	202,379	209,931	218,024
	SUB-TOTAL:	157,843	140,062	156,855	202,379	209,931	218,024
054	DEPARTMENT OF ROAD TRAFFIC						
1141101	Value Added Tax	138	-8,562	30	12,962	13,446	13,964
	SUB-TOTAL:	138	-8,562	30	12,962	13,446	13,964
056	MINISTRY OF AGRICULTURE & MARINE RESOURCES						
1141101	Value Added Tax	7,570	16,065	6,821	22,109	22,934	23,818
	SUB-TOTAL:	7,570	16,065	6,821	22,109	22,934	23,818
057	DEPARTMENT OF AGRICULTURE						
1141101	Value Added Tax	11,366	14,803	11,435	22,106	22,931	23,815
	SUB-TOTAL:	11,366	14,803	11,435	22,106	22,931	23,815
058	DEPARTMENT OF MARINE RESOURCES						
1141101	Value Added Tax	9,436	6,888	8,945	10,686	11,084	11,512
	SUB-TOTAL:	9,436	6,888	8,945	10,686	11,084	11,512
	General Taxes on Goods & Services TOTAL	796,292,254	750,463,977	1,203,313,396	1,201,675,129	1,222,334,347	1,267,019,628

[GFS 1142] Excise Tax



ITEM NO.	TITLE OF ITEM	PROVISIONAL	REVENUE	APPROVED		PRELIMINARY	PRELIMINARY
		ACTUAL	(PROVISIONAL)	FORECAST	FORECASTED	FORECASTED	FORECASTED
		REVENUE		REVENUE	REVENUE	REVENUE	REVENUE
		JULY - MARCH					
		2017/2018	2018/2019	2018/2019	2019/2020	2020/2021	2021/2022
		\$	\$	\$	\$	\$	\$
023	CUSTOMS DEPARTMENT						
1142001	Excise Tax	260,840,916	169,030,567	295,300,830	281,943,744	308,228,681	318,789,262
1142002	Fuel Surcharge - Gasoline	948,769	570,037	922,170	845,394	876,944	910,746
1142003	Fuel Surcharge - Diesel	337,786	230,799	408,109	350,736	363,825	377,849
1142004	Fuel Surcharge - Propane	149,874	95,282	155,324	133,245	138,218	143,545
	SUB-TOTAL:	262,277,345	169,926,685	296,786,433	283,273,119	309,607,668	320,221,402
	Excise Tax TOTAL	262,277,345	169,926,685	296,786,433	283,273,119	309,607,668	320,221,402

[GFS 1144] Taxes on Specific Services



ITEM NO.	TITLE OF ITEM	PROVISIONAL ACTUAL REVENUE	REVENUE (PROVISIONAL)	APPROVED FORECAST REVENUE	FORECASTED REVENUE	PRELIMINARY FORECASTED REVENUE	PRELIMINARY FORECASTED REVENUE
		2017/2018 \$	JULY - MARCH 2018/2019 \$	2018/2019 \$	2019/2020 \$	2020/2021 \$	2021/2022 \$
022	TREASURY DEPARTMENT						
1144101	Casino Tax	37,152,434	13,338,201	70,039,145	20,096,614	20,846,602	21,650,160
1144105	Gaming House Taxes	0	9,122,067	0	16,092,974	16,693,549	17,337,023
	SUB-TOTAL:	37,152,434	22,460,268	70,039,145	36,189,588	37,540,151	38,987,183
	Taxes on Specific Services TOTAL	37,152,434	22,460,268	70,039,145	36,189,588	37,540,151	38,987,183

[GFS 1145] Taxes on Use & Permission to Use Goods



ITEM NO.	TITLE OF ITEM	PROVISIONAL ACTUAL REVENUE	REVENUE (PROVISIONAL)	APPROVED FORECAST REVENUE	FORECASTED REVENUE	PRELIMINARY FORECASTED REVENUE	PRELIMINARY FORECASTED REVENUE
		2017/2018 \$	JULY - MARCH 2018/2019 \$	2018/2019 \$	2019/2020 \$	2020/2021 \$	2021/2022 \$
007	OFFICE OF THE ATTORNEY GENERAL AND MINISTRY OF LEGAL AFFAIRS						
1145220	Notary Public Fees	162,453	35,500	177,243	51,196	53,107	55,154
	SUB-TOTAL:	162,453	35,500	177,243	51,196	53,107	55,154
010	REGISTRAR GENERAL'S DEPARTMENT						
1145210	Foreign Company Registration	66,799	87,692	65,561	123,839	128,461	133,412
1145211	Foreign Company Annual Fees	1,176,890	563,320	1,263,615	799,694	829,538	861,514
1145212	Bahamian Company Registration	276,430	262,774	263,327	396,679	411,483	427,344
1145213	Bahamian Company Annual Fees	4,478,572	3,726,112	4,353,941	5,417,904	5,620,096	5,836,729
1145215	IBC Registration Fees	928,180	316,808	969,976	488,877	507,121	526,669
1145216	IBC Continuation Fees	550,758	687,562	397,729	980,339	1,016,924	1,056,123
1145217	IBC Annual Fees	12,740,355	11,279,628	12,584,863	16,398,522	17,010,501	17,666,192
1145218	Foundation Fees (Documents)	210,570	146,413	201,635	222,839	231,155	240,065
1145219	Segregated Accounts	436,881	237,457	482,997	344,202	357,047	370,810
1145250	Executive Entities Registration	10,250	475	9,800	636	659	685
1145251	Executive Entities Fees	54,525	47,252	51,825	67,361	69,875	72,568
1145252	Investment Condominiums	1,410	19,275	1,410	25,799	26,762	27,793
1145253	Name Reservation	108,425	98,550	101,075	143,852	149,220	154,972
1145254	Extended Name Reservation	1,920	2,340	1,530	3,293	3,416	3,547
	SUB-TOTAL:	21,041,965	17,475,658	20,749,284	25,413,836	26,362,258	27,378,423
013	MINISTRY OF FOREIGN AFFAIRS						
1145220	Notary Public Fees	1,378,173	931,649	1,410,777	1,448,542	1,502,601	1,560,520
	SUB-TOTAL:	1,378,173	931,649	1,410,777	1,448,542	1,502,601	1,560,520
014	OFFICE OF THE PRIME MINISTER						
1145261	Managing Agent Licence	525	375	578	502	521	541
	SUB-TOTAL:	525	375	578	502	521	541
020	DEPARTMENT OF LANDS & SURVEYS						
1145223	Land and Surveys Licence	3,886	5,081	3,623	7,749	8,038	8,348
	SUB-TOTAL:	3,886	5,081	3,623	7,749	8,038	8,348
022	TREASURY DEPARTMENT						
1145224	Auctioneer's Licence	28	0	0	0	0	0
1145225	Veterinary Licence	44	48	40	64	67	69
1145226	Dog Licence	2,927	1,754	1,732	2,521	2,615	2,716
1145273	Communication Levy	19,516,108	0	13,520,000	3,159,782	3,277,702	3,404,045
1145240	Bank and Trust Company Fees	18,148,750	25,347,600	26,000,000	0	0	0
1145241	Private Trust Company Fees	0	0	0	573,600	595,007	617,942
	SUB-TOTAL:	37,667,857	25,349,402	39,521,772	3,735,967	3,875,391	4,024,772
028	DEPARTMENT OF INLAND REVENUE						
1145262	Business Licence Fees	92,190,791	94,045,258	101,206,779	117,053,168	120,988,891	124,348,595
	SUB-TOTAL:	92,190,791	94,045,258	101,206,779	117,053,168	120,988,891	124,348,595

[GFS 1145] Taxes on Use & Permission to Use Goods



ITEM NO.	TITLE OF ITEM	PROVISIONAL	REVENUE	APPROVED	FORECASTED REVENUE	PRELIMINARY	PRELIMINARY
		ACTUAL	(PROVISIONAL)	FORECAST		FORECASTED	FORECASTED
		REVENUE		REVENUE		REVENUE	REVENUE
		JULY - MARCH					
		2017/2018	2018/2019	2018/2019	2019/2020	2020/2021	2021/2022
		\$	\$	\$	\$	\$	\$
029	MINISTRY OF NATIONAL SECURITY						
1145221	Security Guards and Inquiries	90,440	72,980	98,359	103,303	107,158	111,289
1145222	Cinemas and Theaters	3,600	0	3,780	0	0	0
	SUB-TOTAL:	94,040	72,980	102,139	103,303	107,158	111,289
053	PORT DEPARTMENT						
1145232	Boat Licence - Commercial (Boat Registration Act)	1,806,852	851,707	2,625,000	1,374,553	1,425,850	1,480,811
1145233	Boat Licence - Commercial (Boat Registration Act)	179,678	123,899	380,000	177,362	183,982	191,073
1145235	Boat Licence - Private (Water Ski & Skiing Motor Boat)	262,304	111,205	325,000	198,997	206,423	214,380
1145236	Marine Licence	69,038	67,272	64,193	99,262	102,967	106,936
1145237	Other Port Licence	0	1,632	0	3,790	3,932	4,083
	SUB-TOTAL:	2,317,872	1,155,715	3,394,193	1,853,964	1,923,154	1,997,283
054	DEPARTMENT OF ROAD TRAFFIC						
1145101	Motor Vehicle Licenses	36,073,553	25,944,246	35,832,736	38,398,460	39,831,456	40,366,810
1145104	Franchise Fee - Road Traffic	546,500	249,068	392,947	381,692	395,937	411,198
	SUB-TOTAL:	36,620,053	26,193,314	36,225,683	38,780,152	40,227,393	40,778,008
057	DEPARTMENT OF AGRICULTURE						
1145226	Dog Licence	0	2,549	0	4,536	4,706	4,887
	SUB-TOTAL:	0	2,549	0	4,536	4,706	4,887
058	DEPARTMENT OF MARINE RESOURCES						
1145239	Fishing Licence and Permits	197,192	74,289	165,842	132,635	137,585	142,888
	SUB-TOTAL:	197,192	74,289	165,842	132,635	137,585	142,888
067	MINISTRY OF TOURISM & AVIATION						
1145227	Hotel Licences	30,110	34,436	33,110	34,766	36,156	37,411
1145228	Other Hotel Licence	30	0	0	0	0	0
	SUB-TOTAL:	30,140	34,436	33,110	34,766	36,156	37,411
	Taxes on Use & Permission to Use Goods TOTAL	191,704,947	165,376,206	202,991,023	188,620,316	195,226,959	200,448,119

[GFS 1150] Taxes on International Trade & Transactions



ITEM NO.	TITLE OF ITEM	PROVISIONAL ACTUAL REVENUE	REVENUE (PROVISIONAL)	APPROVED FORECAST REVENUE	FORECASTED REVENUE	PRELIMINARY FORECASTED REVENUE	PRELIMINARY FORECASTED REVENUE
		2017/2018 \$	JULY - MARCH 2018/2019 \$	2018/2019 \$	2019/2020 \$	2020/2021 \$	2021/2022 \$
023	CUSTOMS DEPARTMENT						
1151001	General Import Duties	276,875,711	199,004,753	334,819,306	315,915,570	327,338,701	344,720,092
1151003	Customs Bonding Tax	439,205	363,686	472,879	549,556	570,065	592,039
1152001	Export Duties	17,270,247	8,516,568	12,829,020	11,800,704	12,241,096	12,712,944
1152004	Customs Royalties	994,134	758,545	1,044,680	1,108,991	1,150,378	1,194,721
1156101	Air Departure Tax	53,955,972	42,743,025	53,390,020	65,723,035	68,175,761	70,803,681
1156102	Sea Departure Tax	88,499,972	60,738,757	93,199,400	93,435,346	96,922,270	97,658,261
1156103	Pleasure Vessels Departure Tax	761,898	431,436	693,170	637,394	661,181	686,667
	SUB-TOTAL:	438,797,139	312,556,770	496,448,475	489,170,596	507,059,452	528,368,405
067	MINISTRY OF TOURISM & AVIATION						
1156204	Hotel Guest Tax	111,258	119,048	0	0	0	0
	SUB-TOTAL:	111,258	119,048	0	0	0	0
	Taxes on International Trade & Transactions TOTAL	438,908,397	312,675,818	496,448,475	489,170,596	507,059,452	528,368,405

[GFS 1160] Other Taxes



ITEM NO.	TITLE OF ITEM	PROVISIONAL	REVENUE	APPROVED	FORECASTED REVENUE	PRELIMINARY	PRELIMINARY
		ACTUAL	(PROVISIONAL)	FORECAST		FORECASTED	FORECASTED
		REVENUE		REVENUE		REVENUE	REVENUE
		JULY - MARCH					
		2017/2018	2018/2019	2018/2019	2019/2020	2020/2021	2021/2022
		\$	\$	\$	\$	\$	\$
008	OFFICE OF THE JUDICIAL (SUPREME AND MAGISTRATES COURTS)						
1162001	Stamp Duty - Judicial	34,099	22	35,720	29	31	32
	SUB-TOTAL:	34,099	22	35,720	29	31	32
009	COURT OF APPEAL						
1162001	Stamp Duty - Judicial	910	513	809	807	837	869
	SUB-TOTAL:	910	513	809	807	837	869
022	TREASURY DEPARTMENT						
1162002	Stamp Tax - Company Charter/Capital Adjustments	188,080	143,823	1,184,345	206,108	213,800	222,041
1162004	Other Stamp Tax	96	152,195	20,000,135	237,848	246,724	256,234
1162006	Stamp Tax - Dividend/Profits	4,121,917	6,888,074	6,908,227	9,936,723	10,307,553	10,704,870
1162010	Stamp Tax - Gaming	0	198	0	264	274	285
	SUB-TOTAL:	4,310,093	7,184,290	28,092,707	10,380,943	10,768,351	11,183,430
051	POST OFFICE DEPARTMENT						
1162003	Stamp Tax - Post Office	5,546	990	2,480	1,387	1,438	1,494
	SUB-TOTAL:	5,546	990	2,480	1,387	1,438	1,494
	Other Taxes TOTAL	4,350,648	7,185,815	28,131,716	10,383,166	10,770,657	11,185,825

[GFS 1411] Interest



ITEM NO.	TITLE OF ITEM	PROVISIONAL	REVENUE	APPROVED	FORECASTED	PRELIMINARY	PRELIMINARY
		ACTUAL	(PROVISIONAL)	FORECAST			
		REVENUE		REVENUE	REVENUE	REVENUE	REVENUE
		2017/2018	JULY - MARCH	2018/2019	2019/2020	2020/2021	2021/2022
		\$	2018/2019	\$	\$	\$	\$
			\$				
022	TREASURY DEPARTMENT						
1411004	Government Loans - Interest Revenue (A/R)	0	0	6,000	0	0	0
1411005	Interest Government Hurricane Loans	1,554	0	0	0	0	0
	SUB-TOTAL:	1,554	0	6,000	0	0	0
	Interest TOTAL	1,554	0	6,000	0	0	0

[GFS 1412] Dividends



ITEM NO.	TITLE OF ITEM	PROVISIONAL	REVENUE	APPROVED	FORECASTED REVENUE	PRELIMINARY	PRELIMINARY
		ACTUAL	(PROVISIONAL)	FORECAST		FORECASTED	FORECASTED
		REVENUE		REVENUE		REVENUE	REVENUE
		JULY - MARCH					
		2017/2018	2018/2019	2018/2019	2019/2020	2020/2021	2021/2022
		\$	\$	\$	\$	\$	\$
021	MINISTRY OF FINANCE						
1412009	Surplus Funds - Statutory Entities	0	0	500,000	0	0	0
	SUB-TOTAL:	0	0	500,000	0	0	0
022	TREASURY DEPARTMENT						
1412001	B.O.B Fixed Deposit Int (Dividend Earned)	74,752	0	67,212	0	0	0
1412008	Bahamas Maritime Authority	4,261,489	1,980,000	4,000,000	3,239,092	3,359,972	3,489,487
1412013	Dividends - Arawak Port Development	2,260,000	2,520,000	2,260,000	3,372,939	3,498,814	3,633,680
1412014	Dividends - BISX	22,154	0	23,000	0	0	0
1412015	Dividends-Insurance Commission	0	0	0	18,000,000	19,620,000	21,385,800
	SUB-TOTAL:	6,618,395	4,500,000	6,350,212	24,612,031	26,478,786	28,508,967
	Dividends TOTAL	6,618,395	4,500,000	6,850,212	24,612,031	26,478,786	28,508,967

[GFS 1415] Rent



ITEM NO.	TITLE OF ITEM	PROVISIONAL	REVENUE	APPROVED		PRELIMINARY	PRELIMINARY
		ACTUAL	(PROVISIONAL)	FORECAST	FORECASTED	FORECASTED	FORECASTED
		REVENUE		REVENUE	REVENUE	REVENUE	REVENUE
		JULY - MARCH					
		2017/2018	2018/2019	2018/2019	2019/2020	2020/2021	2021/2022
		\$	\$	\$	\$	\$	\$
013	MINISTRY OF FOREIGN AFFAIRS						
1415001	Rental - Autec Agreement	11,755,653	11,753,653	11,755,653	11,755,653	11,755,653	11,755,653
	SUB-TOTAL:	11,755,653	11,753,653	11,755,653	11,755,653	11,755,653	11,755,653
020	DEPARTMENT OF LANDS & SURVEYS						
1415002	Rental (Sea Bed Lease)	55,590	12,079	54,941	16,167	16,770	17,417
1415003	Other Income - Lands and Surveys	4,286,393	1,845,391	3,524,094	2,837,667	2,943,566	3,057,029
1415004	Royalty - Aragonite Mining	0	17	0	22	23	24
1415005	Royalty - Sale of Sand	142,636	42,448	121,986	56,816	58,936	61,208
	SUB-TOTAL:	4,484,619	1,899,935	3,701,021	2,910,672	3,019,295	3,135,678
056	MINISTRY OF AGRICULTURE & MARINE RESOURCES						
1415007	Lease of Agricultural Land	105,111	128,564	93,425	178,752	185,422	192,570
	SUB-TOTAL:	105,111	128,564	93,425	178,752	185,422	192,570
	Rent TOTAL	16,345,383	13,782,152	15,550,099	14,845,077	14,960,370	15,083,901

[GFS 1421] Sales by Market Establishments



ITEM NO.	TITLE OF ITEM	PROVISIONAL ACTUAL REVENUE	REVENUE (PROVISIONAL)	APPROVED FORECAST REVENUE	FORECASTED REVENUE	PRELIMINARY FORECASTED REVENUE	PRELIMINARY FORECASTED REVENUE
		2017/2018 \$	JULY - MARCH 2018/2019 \$	2018/2019 \$	2019/2020 \$	2020/2021 \$	2021/2022 \$
022	TREASURY DEPARTMENT						
1421102	Rents from Various Properties	1,673,476	3,200	56,452	4,283	4,443	4,614
	SUB-TOTAL:	1,673,476	3,200	56,452	4,283	4,443	4,614
023	CUSTOMS DEPARTMENT						
1421102	Rents from Various Properties	76,471	46,196	54,836	75,950	78,785	81,822
	SUB-TOTAL:	76,471	46,196	54,836	75,950	78,785	81,822
045	DEPARTMENT OF HOUSING						
1421105	Income Government Owned Houses and Property	225,434	166,506	224,977	238,723	247,632	257,178
	SUB-TOTAL:	225,434	166,506	224,977	238,723	247,632	257,178
047	MINISTRY OF YOUTH, SPORTS & CULTURE						
1421102	Rents from Various Properties	931	0	931	6,157	6,387	6,633
	SUB-TOTAL:	931	0	931	6,157	6,387	6,633
051	POST OFFICE DEPARTMENT						
1421201	Sale of Stamps	519,624	178,797	440,360	279,009	289,421	300,577
1421202	Receipts of Postal Meters	872,720	206,566	668,930	299,324	310,495	322,463
1421204	Payment for Foreign Mail Delivery	81,425	402	81,425	538	558	580
1421205	Rent of Private Letter Boxes	976,944	205,557	784,306	378,662	392,793	407,934
1421206	Receipts in Cash for Repayment	55,266	33,600	51,994	49,082	50,914	52,876
1421207	Commission on Postal Money Orders	185,735	26,346	148,139	37,815	39,226	40,738
1421208	Philatelic Materials	649	1,049	0	2,583	2,679	2,782
1421211	Miscellaneous Postal Revenue	30,898	5,257	23,758	7,261	7,531	7,822
	SUB-TOTAL:	2,723,261	657,574	2,198,912	1,054,274	1,093,617	1,135,772
052	DEPARTMENT OF CIVIL AVIATION						
1421302	Rent - Airports	47,116	0	0	0	0	0
1421303	Licences - Airports	9,813	0	0	0	0	0
1421304	Concessions - Airports	485	0	0	0	0	0
1421306	Landing Fees - Airports	723,735	0	0	0	0	0
1421307	Air Regulatory Bonded Fees - Airports	47,524	0	0	0	0	0
1421308	Refueling Royalty - Airports	32,953	0	0	0	0	0
1421310	Security Charges - Airports	159,686	0	0	0	0	0
	SUB-TOTAL:	1,021,312	0	0	0	0	0
056	MINISTRY OF AGRICULTURE & MARINE RESOURCES						
1421102	Rents from Various Properties	19,746	1,050	13,331	1,405	1,458	1,514
1421115	Rent - Stalls/Shops	0	21,759	60,000	35,264	36,580	37,990
	SUB-TOTAL:	19,746	22,809	73,331	36,669	38,038	39,504
067	MINISTRY OF TOURISM & AVIATION						
1421306	Landing Fees - Airports	0	388,947	0	0	0	0
	SUB-TOTAL:	0	388,947	0	0	0	0
	Sales by Market Establishments TOTAL	5,740,631	1,285,232	2,609,439	1,416,056	1,468,902	1,525,523

[GFS 1422] Administrative Fees



ITEM NO.	TITLE OF ITEM	PROVISIONAL	REVENUE	APPROVED		PRELIMINARY	PRELIMINARY
		ACTUAL	(PROVISIONAL)	FORECAST	FORECASTED	FORECASTED	FORECASTED
		REVENUE		REVENUE	REVENUE	REVENUE	REVENUE
		JULY - MARCH					
		2017/2018	2018/2019	2018/2019	2019/2020	2020/2021	2021/2022
		\$	\$	\$	\$	\$	\$
008	OFFICE OF THE JUDICIAL (SUPREME AND MAGISTRATES COURTS)						
1422501	Transcript of Court Proceeds	68,765	36,873	26,689	59,723	61,952	64,340
1422503	Judicial Fees and Services Charges	837,864	673,631	4,789,864	1,074,727	1,114,835	1,157,808
	SUB-TOTAL:	906,629	710,504	4,816,553	1,134,450	1,176,787	1,222,148
009	COURT OF APPEAL						
1422501	Transcript of Court Proceeds	5,887	10,279	2,724	14,220	14,751	15,319
1422503	Judicial Fees and Services Charges	115,213	76,111	96,351	120,517	125,015	129,833
	SUB-TOTAL:	121,100	86,390	99,075	134,737	139,766	145,152
010	REGISTRAR GENERAL'S DEPARTMENT						
1422105	Registration - Deeds and Documents	821,524	794,359	858,174	1,189,837	1,234,241	1,281,816
1422106	Trade Marks & Patents	260,259	167,459	244,033	276,428	286,744	297,797
1422107	Births, Deaths & Marriages	867,629	785,991	860,892	1,074,484	1,114,583	1,157,546
1422108	Maritime Marriages	222,706	134,309	241,800	200,688	208,178	216,202
1422109	Business Names Fees	11,282	5,609	12,758	7,507	7,788	8,088
1422110	Copyright Fees	1,830	8,565	2,000	11,520	11,950	12,411
	SUB-TOTAL:	2,185,230	1,896,292	2,219,657	2,760,464	2,863,484	2,973,860
013	MINISTRY OF FOREIGN AFFAIRS						
1422301	Sale of Visas	1,134,768	823,606	1,131,725	1,215,932	1,261,309	1,309,928
1422302	Fees - Passports	1,625,424	1,408,625	1,636,650	2,200,835	2,282,969	2,370,969
1422907	Sundry Fees	1,000	1,340	1,008	1,927	1,999	2,076
	SUB-TOTAL:	2,761,192	2,233,571	2,769,383	3,418,694	3,546,277	3,682,973
014	OFFICE OF THE PRIME MINISTER						
1422001	Immovable Property under \$20,000	42,150	22,750	42,683	34,466	35,752	37,130
1422002	Immovable Property between \$20,000-50,000	48,750	30,750	50,400	42,162	43,735	45,421
1422003	Immovable Property between \$50,001-100,000	62,208	50,250	59,281	74,954	77,751	80,748
1422004	Immovable Property over \$100,000	639,750	297,500	656,250	436,675	452,971	470,432
	SUB-TOTAL:	792,858	401,250	808,614	588,257	610,209	633,731
019	DEPARTMENT OF PHYSICAL PLANNING						
1422902	Licence to Quarry or Mine (Private Property)	699	0	0	0	0	0
1422903	Permit - Excavation or Landfill (Private Property)	350	0	350	0	0	0
	SUB-TOTAL:	1,049	0	350	0	0	0
022	TREASURY DEPARTMENT						
1422212	Dishonoured Cheques	2,664	45,689	1,603	61,193	63,477	65,924
	SUB-TOTAL:	2,664	45,689	1,603	61,193	63,477	65,924

[GFS 1422] Administrative Fees



ITEM NO.	TITLE OF ITEM	PROVISIONAL	REVENUE	APPROVED		PRELIMINARY	PRELIMINARY
		ACTUAL	(PROVISIONAL)	FORECAST	FORECASTED	FORECASTED	FORECASTED
		REVENUE		REVENUE	REVENUE	REVENUE	REVENUE
		JULY - MARCH					
		2017/2018	2018/2019	2018/2019	2019/2020	2020/2021	2021/2022
		\$	\$	\$	\$	\$	\$
023	CUSTOMS DEPARTMENT						
1422206	Transportation Fees	1,583	757	0	1,013	1,051	1,092
1422601	Customs Warehouse Fees	15,845	-403,242	14,276	539,327	559,454	581,019
1422602	Storage Fees	458,945	345,209	453,571	527,002	546,669	567,742
1422603	Customs Inspection Fees	0	49,759	0	67,661	70,186	72,892
1422605	Customs Service Charge	6,385,854	5,501,446	6,514,335	8,245,447	8,553,160	8,882,852
1422606	Container Movement - Customs	3,669,354	2,664,862	3,808,389	4,018,286	4,168,245	4,328,915
1422607	Container Fees - Freeport Customs	134,820	119,440	126,827	207,533	215,278	223,576
1422609	Customs Boarding Fees - Pleasure Vessels Under 35 Feet	1,050,701	489,558	930,288	702,781	729,008	757,108
1422610	Customs Boarding Fees - Pleasure Vessels 35 Feet & Over	3,570,237	1,873,072	3,169,841	2,918,070	3,026,970	3,143,648
1422611	Customs Processing Fees	28,122,093	21,745,749	28,815,217	33,739,036	34,998,147	35,347,195
1422613	Security Fees on Vehicles	286,064	114,364	299,704	158,264	164,170	170,498
1422614	Security Fees on Containers 20 Feet or Less	294,525	201,981	307,233	276,813	287,143	298,211
1422615	Security Fees on Containers Over 20 Feet	1,478,544	907,469	1,344,763	1,242,486	1,288,855	1,338,535
1422620	Other Customs Charges	767,804	721,684	949,717	1,006,581	1,044,146	1,084,394
1422703	Wharf Dues & Port Dues	67	0	0	0	0	0
	SUB-TOTAL:	46,236,436	34,332,108	46,734,161	53,650,300	55,652,482	56,797,677
025	MAGISTRATES' COURTS						
1422501	Transcript of Court Proceeds	2,259	0	0	0	0	0
1422503	Judicial Fees and Services Charges	4,586,711	0	0	0	0	0
	SUB-TOTAL:	4,588,970	0	0	0	0	0
029	MINISTRY OF NATIONAL SECURITY						
1422210	National Flag & Coat of Arms	80	140	60	268	278	288
	SUB-TOTAL:	80	140	60	268	278	288
030	DEPARTMENT OF IMMIGRATION						
1422303	Immigration Fees	51,854,294	54,400,054	64,850,050	72,419,238	72,495,052	75,790,566
1422304	Naturalisation Fees	239,983	235,545	275,800	347,352	360,315	374,204
1422305	Residency Fees	1,955,885	1,542,350	2,124,000	2,404,256	2,493,981	2,590,115
1422306	Work & Resident Permit Fees	6,168,289	9,522,466	6,036,756	17,985,912	18,507,854	19,067,078
1422307	Sale of Immigration Cards	11,167	33,434	3,887	49,772	51,629	53,619
1422308	Homeowner Card	32,650	38,900	32,650	61,369	63,659	66,113
1422309	Homeowner Card Processing Fee	22,750	36,750	23,300	52,133	54,079	56,163
1422311	Immigration Inspection	541,059	365,502	524,851	557,208	578,003	600,283
	SUB-TOTAL:	60,826,077	66,175,001	73,871,294	93,877,240	94,604,572	98,598,141
031	ROYAL BAHAMAS POLICE FORCE						
1422101	Character Reference	498,176	643,379	787,668	971,344	1,007,594	1,046,433
1422102	Firearms Certificate	1,926,128	1,670,585	1,990,967	2,335,335	2,422,488	2,515,866

[GFS 1422] Administrative Fees



ITEM NO.	TITLE OF ITEM	PROVISIONAL	REVENUE	APPROVED		PRELIMINARY	PRELIMINARY
		ACTUAL	(PROVISIONAL)	FORECAST	FORECASTED	FORECASTED	FORECASTED
		REVENUE		REVENUE	REVENUE	REVENUE	REVENUE
		JULY - MARCH					
		2017/2018	2018/2019	2018/2019	2019/2020	2020/2021	2021/2022
		\$	\$	\$	\$	\$	\$
1422103	Finger Printing	20,200	31,040	63,700	48,473	50,282	52,220
1422104	Vehicle Chassis Check	33,665	193,423	33,301	285,526	296,182	307,598
1422208	Revenue From Towing Service	9,535	7,800	9,062	11,645	12,079	12,545
	SUB-TOTAL:	2,487,704	2,546,227	2,884,698	3,652,323	3,788,625	3,934,662
033	MINISTRY OF PUBLIC WORKS						
1422410	Fees - Subdivision	15,996	4,628	14,171	6,195	6,426	6,674
1422411	Fees - Building Permit	1,292,901	1,237,553	1,045,351	1,844,383	1,913,214	1,986,961
1422413	Other Ministry of Works Charges	725,520	398,867	631,872	585,845	607,708	631,133
	SUB-TOTAL:	2,034,417	1,641,048	1,691,394	2,436,423	2,527,348	2,624,768
043	MINISTRY OF SOCIAL SERVICES & URBAN DEVELOPMENT						
1422211	Fees - Residential Care	300	0	150	158	164	170
	SUB-TOTAL:	300	0	150	158	164	170
045	DEPARTMENT OF HOUSING						
1422407	Sale of House Plans	6,211	4,606	3,891	8,755	9,082	9,432
	SUB-TOTAL:	6,211	4,606	3,891	8,755	9,082	9,432
048	DEPARTMENT OF LABOUR						
1422209	Labour Certificates Fees	344,080	312,645	287,579	452,061	468,932	487,007
	SUB-TOTAL:	344,080	312,645	287,579	452,061	468,932	487,007
053	PORT DEPARTMENT						
1422701	Tonnage Dues	1,827,450	1,435,720	3,500,000	2,207,448	2,289,828	2,378,092
1422703	Wharf Dues & Port Dues	2,930,013	1,728,171	5,200,000	2,540,141	2,634,937	2,736,504
1422705	Private Piers/Abutments/Docks	1,107,583	476,605	1,260,000	654,899	679,339	705,525
1422707	Other Port Charges	1,293,723	1,142,673	846,071	1,608,911	1,668,954	1,733,286
1422709	Harbour Dues	0	6,209	0	8,922	9,255	9,612
1422710	Pierage Dues	0	17,364	0	24,289	25,195	26,166
	SUB-TOTAL:	7,158,769	4,806,742	10,806,071	7,044,610	7,307,508	7,589,185
054	DEPARTMENT OF ROAD TRAFFIC						
1422213	Motor Vehicle Inspection Fees	8,055,736	5,721,985	8,056,465	8,401,583	8,715,122	9,051,058
1422214	Driver Licence	4,282,974	3,109,218	4,315,865	4,590,186	4,761,487	4,945,025
1422215	New Licence Plates	670,223	415,986	646,577	607,672	630,350	654,648
1422216	Other Licenses	480,630	358,415	442,472	535,714	555,706	577,127
	SUB-TOTAL:	13,489,563	9,605,604	13,461,379	14,135,155	14,662,665	15,227,858
057	DEPARTMENT OF AGRICULTURE						
1422401	Fees - Land Preparation	7,580	5,240	7,340	7,495	7,775	8,075

[GFS 1422] Administrative Fees



ITEM NO.	TITLE OF ITEM	PROVISIONAL	REVENUE	APPROVED		PRELIMINARY	PRELIMINARY
		ACTUAL	(PROVISIONAL)	FORECAST	FORECASTED	FORECASTED	FORECASTED
		REVENUE		REVENUE	REVENUE	REVENUE	REVENUE
		JULY - MARCH					
		2017/2018	2018/2019	2018/2019	2019/2020	2020/2021	2021/2022
		\$	\$	\$	\$	\$	\$
1422402	Agricultural Import Permits	152,945	114,871	150,159	169,806	176,143	182,933
1422405	Other Agricultural Charges	3,767	400	4,213	817	847	880
	SUB-TOTAL:	164,292	120,511	161,712	178,118	184,765	191,888
060	MINISTRY OF HEALTH						
1422810	Fees - Public Health	623,033	745,232	373,246	1,209,502	1,254,639	1,303,001
1422812	Fees - Health	362,597	46,575	351,468	90,569	93,949	97,571
1422820	Stem Cell Therapy/Research	0	0	560,000	588,000	611,520	632,740
	SUB-TOTAL:	985,630	791,807	1,284,714	1,888,071	1,960,108	2,033,312
065	DEPARTMENT OF ENVIRONMENTAL HEALTH SERVICES						
1422201	Vector Treatment Fees	29,819	15,386	27,111	21,644	22,452	23,318
1422202	Garbage Disposal	12,301	30,300	12,705	42,831	44,429	46,142
1422203	Environmental Fees	12,255	1,800	12,784	4,818	4,998	5,191
1422204	Other Environmental Health Fees	20	470	42	629	653	678
1422205	Inspection Fees	230,047	194,508	202,107	278,044	288,421	299,538
1422207	Laboratory Fees	210	35	294	47	49	50
	SUB-TOTAL:	284,652	242,499	255,043	348,013	361,002	374,917
066	DEPARTMENT OF PUBLIC HEALTH						
1422810	Fees - Public Health	5,410	0	0	0	0	0
	SUB-TOTAL:	5,410	0	0	0	0	0
	Administrative Fees TOTAL	145,383,313	125,952,634	162,157,381	185,769,290	189,927,531	196,593,093

[GFS 1423] Incidental Sales by Nonmarket Establishments



ITEM NO.	TITLE OF ITEM	PROVISIONAL ACTUAL REVENUE	REVENUE (PROVISIONAL)	APPROVED FORECAST REVENUE	FORECASTED REVENUE	PRELIMINARY FORECASTED REVENUE	PRELIMINARY FORECASTED REVENUE
		2017/2018 \$	JULY - MARCH 2018/2019 \$	2018/2019 \$	2019/2020 \$	2020/2021 \$	2021/2022 \$
006	CABINET OFFICE						
1423007	Sale of Publications	52,237	38,165	55,155	57,723	59,878	62,186
	SUB-TOTAL:	52,237	38,165	55,155	57,723	59,878	62,186
012	PARLIAMENTARY REGISTRATION DEPARTMENT						
1423001	Sale of Election/Voter Registration Materials	1,738	2,718	1,434	3,638	3,774	3,919
	SUB-TOTAL:	1,738	2,718	1,434	3,638	3,774	3,919
014	OFFICE OF THE PRIME MINISTER						
1423007	Sale of Publications	1,246	882	1,302	1,565	1,623	1,686
	SUB-TOTAL:	1,246	882	1,302	1,565	1,623	1,686
020	DEPARTMENT OF LANDS & SURVEYS						
1423007	Sale of Publications	1,003	1,744	1,002	2,561	2,657	2,759
	SUB-TOTAL:	1,003	1,744	1,002	2,561	2,657	2,759
023	CUSTOMS DEPARTMENT						
1423031	Environmental Levy	10,793,402	8,107,014	10,763,345	11,922,054	12,366,975	12,843,675
	SUB-TOTAL:	10,793,402	8,107,014	10,763,345	11,922,054	12,366,975	12,843,675
024	DEPARTMENT OF STATISTICS						
1423007	Sale of Publications	66	0	66	0	0	0
	SUB-TOTAL:	66	0	66	0	0	0
037	DEPARTMENT OF ARCHIVES						
1423007	Sale of Publications	15,252	13,181	14,720	19,467	20,194	20,972
	SUB-TOTAL:	15,252	13,181	14,720	19,467	20,194	20,972
038	MINISTRY OF EDUCATION						
1423018	Education Fees and Charges	713,581	513,493	747,390	725,610	752,689	781,703
	SUB-TOTAL:	713,581	513,493	747,390	725,610	752,689	781,703
053	PORT DEPARTMENT						
1423020	Sale of Water to Ships	153,678	118,900	159,349	173,765	180,249	187,197
1423022	Earnings of Government Tenders & Tugs	566,977	4,521,062	3,000,000	6,410,859	6,650,106	6,906,443
	SUB-TOTAL:	720,655	4,639,962	3,159,349	6,584,624	6,830,355	7,093,640
057	DEPARTMENT OF AGRICULTURE						
1423010	Proceeds - Sale of Livestock	16,101	10,685	16,693	17,606	18,263	18,967
1423011	Proceeds - Packing House	300	0	0	0	0	0
1423013	Sale of Animal Feed	150	0	150	0	0	0
	SUB-TOTAL:	16,551	10,685	16,843	17,606	18,263	18,967
058	DEPARTMENT OF MARINE RESOURCES						
1423015	Proceeds - Laboratory Products	0	3,230	10,000	6,861	7,117	7,391
	SUB-TOTAL:	0	3,230	10,000	6,861	7,117	7,391
	Incidental Sales by Nonmarket Establishments TOTAL	12,315,731	13,331,074	14,770,606	19,341,709	20,063,525	20,836,898

[GFS 1430] Fines, Penalties & Forfeits



ITEM NO.	TITLE OF ITEM	PROVISIONAL	REVENUE	APPROVED		PRELIMINARY	PRELIMINARY
		ACTUAL	(PROVISIONAL)	FORECAST	FORECASTED	FORECASTED	FORECASTED
		REVENUE		REVENUE	REVENUE	REVENUE	REVENUE
		JULY - MARCH					
		2017/2018	2018/2019	2018/2019	2019/2020	2020/2021	2021/2022
		\$	\$	\$	\$	\$	\$
008	OFFICE OF THE JUDICIAL (SUPREME AND MAGISTRATES COURTS)						
1430001	Judicial Fines & Forfeitures	394,518	3,296,492	231,511	5,104,783	5,295,289	5,499,403
	SUB-TOTAL:	394,518	3,296,492	231,511	5,104,783	5,295,289	5,499,403
009	COURT OF APPEAL						
1430001	Judicial Fines & Forfeitures	500	0	0	0	0	0
	SUB-TOTAL:	500	0	0	0	0	0
021	MINISTRY OF FINANCE						
1430004	Sale of Other Confiscated Goods	54,392	133,677	56,062	178,923	185,600	192,754
	SUB-TOTAL:	54,392	133,677	56,062	178,923	185,600	192,754
023	CUSTOMS DEPARTMENT						
1430002	Customs Fines & Forfeitures	780,489	455,319	744,182	800,895	830,783	862,807
	SUB-TOTAL:	780,489	455,319	744,182	800,895	830,783	862,807
028	DEPARTMENT OF INLAND REVENUE						
1430005	VAT Penalties, Late Fees & Interest	0	0	1,500,000	0	0	0
1430006	Business Licence Penalties, Late Fees & Interest	0	75	825,000	100	104	108
	SUB-TOTAL:	0	75	2,325,000	100	104	108
053	PORT DEPARTMENT						
1430003	Sale of Confiscated Vessels	2,111	0	0	0	0	0
	SUB-TOTAL:	2,111	0	0	0	0	0
	Fines, Penalties & Forfeits TOTAL	1,232,010	3,885,563	3,356,755	6,084,701	6,311,776	6,555,072

[GFS 1441] Current Transfers N.E.C.



ITEM NO.	TITLE OF ITEM	PROVISIONAL	REVENUE	APPROVED	FORECASTED REVENUE	PRELIMINARY	PRELIMINARY
		ACTUAL	(PROVISIONAL)	FORECAST		FORECASTED	FORECASTED
		REVENUE		REVENUE		REVENUE	REVENUE
		JULY - MARCH					
		2017/2018	2018/2019	2018/2019	2019/2020	2020/2021	2021/2022
		\$	\$	\$	\$	\$	\$
005	MINISTRY OF PUBLIC SERVICE & NATIONAL INSURANCE						
1441003	Reimbursement -Teachers/Nurses Insurance	0	0	2,345,000	2,345,000	2,345,000	2,426,372
	SUB-TOTAL:	0	0	2,345,000	2,345,000	2,345,000	2,426,372
022	TREASURY DEPARTMENT						
1441001	Reimbursement - Pension Scheme	10,833	39,000	8,667	52,200	54,148	56,235
1441002	Reimbursement - Scholarships & In-service Award	165,549	131,943	158,281	183,952	190,817	198,172
1441005	Refund Cheques	0	802	0	0	0	0
1441013	Remittance of Surplus Bank Fees/Levies	0	0	0	25,000,000	27,000,000	29,000,000
	SUB-TOTAL:	176,382	171,745	166,948	25,236,152	27,244,965	29,254,407
	Current Transfers N.E.C. TOTAL	176,382	171,745	2,511,948	27,581,152	29,589,965	31,680,779

[GFS 1451] Premiums, Fees & Current Claims



ITEM NO.	TITLE OF ITEM	PROVISIONAL	REVENUE	APPROVED		PRELIMINARY	PRELIMINARY
		ACTUAL	(PROVISIONAL)	FORECAST	FORECASTED	FORECASTED	FORECASTED
		REVENUE		REVENUE	REVENUE	REVENUE	REVENUE
		JULY - MARCH					
		2017/2018	2018/2019	2018/2019	2019/2020	2020/2021	2021/2022
		\$	\$	\$	\$	\$	\$
008	OFFICE OF THE JUDICIAL (SUPREME AND MAGISTRATES COURTS)						
1451001	Other Income	0	-27	0	0	0	0
	SUB-TOTAL:	0	-27	0	0	0	0
010	REGISTRAR GENERAL'S DEPARTMENT						
1451001	Other Income	5	7	6	9	10	10
	SUB-TOTAL:	5	7	6	9	10	10
022	TREASURY DEPARTMENT						
1451001	Other Income	14,675,358	1,662,153	9,432,340	2,332,014	2,419,043	2,512,288
1451013	Contribution Parl. Pension	136,846	104,359	136,786	155,050	160,836	167,036
1451099	Undistributed Revenue	-18,571,669	0	0	0	0	0
	SUB-TOTAL:	-3,759,465	1,766,512	9,569,126	2,487,064	2,579,879	2,679,324
031	ROYAL BAHAMAS POLICE FORCE						
1451099	Undistributed Revenue	15	0	0	0	0	0
	SUB-TOTAL:	15	0	0	0	0	0
047	MINISTRY OF YOUTH, SPORTS & CULTURE						
1451001	Other Income	43,220	20,940	44,186	31,902	33,093	34,369
	SUB-TOTAL:	43,220	20,940	44,186	31,902	33,093	34,369
	Premiums, Fees & Current Claims TOTAL	-3,716,225	1,787,432	9,613,318	2,518,975	2,612,982	2,713,703

[GFS 3141] Land



ITEM NO.	TITLE OF ITEM	PROVISIONAL	REVENUE	APPROVED		PRELIMINARY	PRELIMINARY
		ACTUAL	(PROVISIONAL)	FORECAST	FORECASTED	FORECASTED	FORECASTED
		REVENUE		REVENUE	REVENUE	REVENUE	REVENUE
		JULY - MARCH					
		2017/2018	2018/2019	2018/2019	2019/2020	2020/2021	2021/2022
		\$	\$	\$	\$	\$	\$
020	DEPARTMENT OF LANDS & SURVEYS						
3191005	Sale of Land	1,290,305	2,589,532	1,352,568	3,564,409	3,697,430	3,839,952
	SUB-TOTAL:	1,290,305	2,589,532	1,352,568	3,564,409	3,697,430	3,839,952
	Land TOTAL	1,290,305	2,589,532	1,352,568	3,564,409	3,697,430	3,839,952

[GFS 1320] Grants From International Organizations



ITEM NO.	TITLE OF ITEM	PROVISIONAL	REVENUE	APPROVED		PRELIMINARY	PRELIMINARY
		ACTUAL	(PROVISIONAL)	FORECAST	FORECASTED	FORECASTED	FORECASTED
		REVENUE		REVENUE	REVENUE	REVENUE	REVENUE
		JULY - MARCH					
		2017/2018	2018/2019	2018/2019	2019/2020	2020/2021	2021/2022
		\$	\$	\$	\$	\$	\$
021	MINISTRY OF FINANCE						
1322001	IDB/EU/CDB Technical Assistance	0	0	2,205,000	2,120,501	2,000,000	2,000,000
1322013	Regional Development Plan For	2,200,000	0	0	0	0	0
	SUB-TOTAL:	2,200,000	0	2,205,000	2,120,501	2,000,000	2,000,000
022	TREASURY DEPARTMENT						
1322006	EU & Other Grants	397,598	0	0	0	0	0
	SUB-TOTAL:	397,598	0	0	0	0	0
	Grants From International Organizations TOTAL	2,597,598	0	2,205,000	2,120,501	2,000,000	2,000,000

[GFS 3100] Sale of Non-Financial Assets



ITEM NO.	TITLE OF ITEM	PROVISIONAL	REVENUE	APPROVED		PRELIMINARY	PRELIMINARY
		ACTUAL	(PROVISIONAL)	FORECAST	FORECASTED	FORECASTED	FORECASTED
		REVENUE		REVENUE	REVENUE	REVENUE	REVENUE
		JULY - MARCH					
		2017/2018	2018/2019	2018/2019	2019/2020	2020/2021	2021/2022
		\$	\$	\$	\$	\$	\$
021	MINISTRY OF FINANCE						
3191001	Sale of Assets	151,853	0	0	0	0	0
	SUB-TOTAL:	151,853	0	0	0	0	0
022	TREASURY DEPARTMENT						
3191001	Sale of Assets	2,350	38,900	2,000	2,000	2,000	2,000
	SUB-TOTAL:	2,350	38,900	2,000	2,000	2,000	2,000
	Sale of Non-Financial Assets TOTAL	154,203	38,900	2,000	2,000	2,000	2,000

TOTAL REVENUE



HEAD NO.	TITLE OF ITEM	PROVISIONAL	REVENUE	APPROVED		PRELIMINARY	PRELIMINARY
		ACTUAL	(PROVISIONAL)	FORECAST	FORECASTED	FORECASTED	FORECASTED
		REVENUE		REVENUE	REVENUE	REVENUE	REVENUE
		JULY - MARCH					
		2017/2018	2018/2019	2018/2019	2019/2020	2020/2021	2021/2022
		\$	\$	\$	\$	\$	\$
GRAND TOTAL ALL REVENUE		2,042,385,487	1,689,128,911	2,650,927,483	2,628,122,501	2,726,002,000	2,831,002,000

PROCEEDS FROM BORROWINGS



HEAD NO.	TITLE OF ITEM	PROVISIONAL	REVENUE	APPROVED	FORECASTED REVENUE	PRELIMINARY FORECASTED REVENUE	PRELIMINARY FORECASTED REVENUE
		ACTUAL REVENUE	(PROVISIONAL)	FORECAST REVENUE			
		2017/2018	JULY - MARCH 2018/2019	2018/2019			
		\$	\$	\$	\$	\$	\$
021	MINISTRY OF FINANCE						
5219006	BH-L1027 Air Transport	0	0	32,500,000	32,500,000	0	0
5219007	Trade Sector Support	0	0	2,950,379	2,400,000	0	0
5219018	Skills for Current and Future Jobs in The Bahamas	0	0	1,000,000	2,637,000	5,590,750	5,590,750
5219019	Airport Infrastructure Programme	0	0	3,000,000	11,000,000	6,000,000	6,000,000
5219020	Climate Resilient Coastal Management & Infrastructure Programme	0	0	1,500,000	6,000,000	7,250,000	7,250,000
5219021	Public Financial Management Reform	1,130,455	0	5,400,000	3,000,000	7,200,000	7,200,000
5219022	Citizen Security and Justice Programme	0	0	4,000,000	1,425,000	5,400,450	5,400,500
5219030	BTVI Capacity Building	0	0	0	1,377,000	1,686,500	1,686,500
5219031	CDB Street Lighting Retrofitting Project	0	0	0	3,000,000	5,778,500	5,778,500
5219032	Government Digital Transformation	0	0	0	1,200,000	7,200,000	7,200,000
	SUB-TOTAL:	1,130,455	0	50,350,379	64,539,000	46,106,200	46,106,250
022	TREASURY DEPARTMENT						
5115001	Financing Required	1,851,734,338	529,000,000	896,646,846	700,344,064	492,390,119	402,686,394
5219002	Social Safety Net Reform	206,862	0	0	0	0	0
5219015	IDB Trade Sector Support Programme	2,300,000	0	0	0	0	0
5219023	IADB S.F. for N.P. Transport	55,475	0	0	0	0	0
	SUB-TOTAL:	1,854,296,675	529,000,000	896,646,846	700,344,064	492,390,119	402,686,394
	TOTAL	1,855,427,130	529,000,000	946,997,225	764,883,064	538,496,319	448,792,644



ESTIMATES OF RECURRENT EXPENDITURE

Statutory Expenditure (Article 129(2) of the Constitution)



POST NO.	ESTABLISHMENT		TITLE OF ITEM	APPROVED ESTIMATES	ESTIMATES
	2018/2019	2019/2020		2018/2019	2019/2020
			PERSONAL EMOLUMENTS, HONORARIA & ALLOWANCES	\$	\$
2111 - Personal Emoluments					
(1)	1	1	Governor-General	75,000	75,000
(2)	1	1	President of the Court of Appeal, Retainer and Fees	115,902	115,902
(3)	5	5	Justices of the Court of Appeal, Retainer and Fees	566,095	566,095
(4)	1	1	Reserve Justice Retainer	92,200	92,200
(5)	1	1	Chief Justice.....Scale JL1	120,253	120,253
(6)	2	2	Senior Justice.....Scale JL4	223,438	226,438
(7)	18	18	Justices of the Supreme Court.....Scale JL5	2,037,942	1,908,738
(8)	1	1	Chairman of the Services Commission	44,900	44,900
(9)	1	1	Auditor-General.....Scale GR3A	77,950	79,950
(10)	4	4	Members of the Public Service Commission	92,000	92,000
(11)	3	3	Honoraria to Chairman/Members of the Services Commission	113,000	113,900
2112 - Allowances					
			Duty Allowance	15,000	15,000
TOTAL Personal Emoluments, Honoraria & Allowances				3,574,580	3,450,376
Other Charges					
Head 26 and Annex 1					
Head 26			Public Debt Servicing - Interest	381,351,611	371,552,144
Annex 1			Public Debt Servicing - Redemption	709,413,226	627,956,626
				1,090,764,837	999,508,770
TOTAL Statutory Expenditure				1,094,339,417	1,002,959,146

NOTE - Items listed in this statement are also shown in the appropriation heads of expenditure for ease in administration

SUMMARY OF AGENCIES RECURRENT EXPENDITURES 2019/2020



HEAD NO.	MINISTRY/DEPARTMENT	PROVISIONAL EXPENDITURE		APPROVED ESTIMATES	ESTIMATES	PRELIMINARY FORECAST ESTIMATES	PRELIMINARY FORECAST ESTIMATES
		ACTUAL EXPENDITURE	(PROVISIONAL) JUL - MAR				
		2017/2018 \$	2018/2019 \$				
001	GOVERNOR GENERAL & STAFF	967,964	699,713	1,098,024	1,114,594	1,135,334	1,185,842
002	THE SENATE	248,297	245,922	324,940	340,040	371,640	388,828
003	HOUSE OF ASSEMBLY	2,053,455	1,587,315	2,210,575	6,564,667	6,576,200	6,587,821
004	DEPARTMENT OF THE AUDITOR GENERAL	2,096,888	1,621,926	2,761,358	3,194,558	3,428,394	3,771,042
005	MINISTRY OF PUBLIC SERVICE & NATIONAL INSURANCE	219,680,862	158,571,623	289,866,919	288,033,936	288,524,853	318,659,168
006	CABINET OFFICE	6,568,796	5,100,367	7,386,596	7,110,663	7,474,947	8,272,051
007	OFFICE OF THE ATTORNEY GENERAL AND MINISTRY OF LEGAL AFFAIRS	18,843,236	12,245,588	18,461,167	19,052,817	19,235,583	19,333,553
008	OFFICE OF THE JUDICIAL (SUPREME AND MAGISTRATES COURTS)	13,286,229	8,982,553	14,494,519	13,802,173	14,577,286	14,821,832
009	COURT OF APPEAL	1,920,199	1,472,508	2,275,786	2,170,759	2,357,725	2,553,693
010	REGISTRAR GENERAL'S DEPARTMENT	3,352,305	2,302,468	3,604,613	3,714,013	3,904,419	3,969,085
011	BAHAMAS DEPARTMENT OF CORRECTIONAL SERVICES	24,552,593	20,124,120	26,676,098	28,922,266	31,001,992	32,658,220
012	PARLIAMENTARY REGISTRATION DEPARTMENT	1,149,745	477,539	1,442,700	1,267,050	1,767,050	2,767,383
013	MINISTRY OF FOREIGN AFFAIRS	29,950,305	23,294,501	35,539,601	33,694,401	34,974,253	35,911,637
014	OFFICE OF THE PRIME MINISTER	10,198,099	12,926,838	26,793,970	24,739,954	25,111,562	25,546,192
016	BAHAMAS INFORMATION SERVICES	2,183,631	1,474,476	2,029,273	1,974,563	2,032,340	2,076,555
017	GOVERNMENT PRINTING DEPARTMENT	1,474,707	1,056,335	1,742,194	1,491,831	1,571,844	1,601,296
018	DEPARTMENT OF LOCAL GOVERNMENT	22,878,322	16,569,404	26,427,767	26,221,439	26,616,175	27,043,090
019	DEPARTMENT OF PHYSICAL PLANNING	740,119	532,805	956,689	816,515	843,190	848,546
020	DEPARTMENT OF LANDS & SURVEYS	1,380,505	940,234	3,740,196	2,840,609	2,349,230	2,368,480
021	MINISTRY OF FINANCE	216,477,115	193,255,033	360,724,262	221,593,097	217,248,642	205,143,067
022	TREASURY DEPARTMENT	414,657,217	45,376,221	54,381,757	104,140,673	114,067,244	118,364,928
023	CUSTOMS DEPARTMENT	36,852,879	25,351,933	34,443,297	36,200,161	36,556,776	36,836,796
024	DEPARTMENT OF STATISTICS	2,788,897	1,948,821	3,612,011	5,245,185	5,577,056	5,640,252
026	PUBLIC DEBT SERVICING - INTEREST	0	260,917,682	381,351,927	371,552,144	345,337,580	327,552,394
028	DEPARTMENT OF INLAND REVENUE	6,106,083	5,134,217	19,001,750	6,156,691	6,283,361	6,362,857
029	MINISTRY OF NATIONAL SECURITY	12,334,799	3,202,786	7,455,580	6,653,923	6,990,380	7,359,447
030	DEPARTMENT OF IMMIGRATION	21,291,070	21,466,210	35,527,972	37,113,709	37,471,910	37,679,131
031	ROYAL BAHAMAS POLICE FORCE	127,223,236	90,186,456	127,907,570	123,723,483	129,895,117	129,334,851
032	ROYAL BAHAMAS DEFENCE FORCE	54,808,725	41,594,977	59,878,015	59,106,665	60,153,160	60,971,036
033	MINISTRY OF PUBLIC WORKS	37,285,500	32,561,482	48,744,888	53,265,503	57,612,365	58,772,656
034	DEPARTMENT OF PUBLIC WORKS	17,769,690	12,732,102	17,902,442	17,726,725	18,426,659	19,183,447
035	DEPARTMENT OF EDUCATION	194,236,393	145,323,226	205,632,146	202,205,896	207,535,851	222,876,724
037	DEPARTMENT OF ARCHIVES	600,715	505,373	688,309	707,313	778,684	807,326
038	MINISTRY OF EDUCATION	86,379,502	74,425,380	92,664,162	109,992,363	110,138,540	111,176,601

SUMMARY OF AGENCIES RECURRENT EXPENDITURES 2019/2020



HEAD NO.	MINISTRY/DEPARTMENT	PROVISIONAL EXPENDITURE		APPROVED ESTIMATES	ESTIMATES	PRELIMINARY FORECAST ESTIMATES	PRELIMINARY FORECAST ESTIMATES
		ACTUAL EXPENDITURE	(PROVISIONAL) JUL - MAR				
		2017/2018 \$	2018/2019 \$				
040	MINISTRY OF TRANSPORT & LOCAL GOVERNMENT	8,622,572	6,384,090	9,622,942	9,627,059	9,821,650	9,968,173
043	MINISTRY OF SOCIAL SERVICES & URBAN DEVELOPMENT	10,156,287	7,795,390	11,593,741	10,994,241	11,114,741	11,218,192
044	DEPARTMENT OF SOCIAL SERVICES	38,309,454	26,321,859	39,757,411	39,090,505	41,117,795	42,319,395
045	DEPARTMENT OF HOUSING	2,533,398	1,319,957	2,611,960	2,544,257	2,680,985	2,744,723
047	MINISTRY OF YOUTH, SPORTS & CULTURE	24,304,606	14,922,571	28,176,040	22,850,780	23,349,140	23,549,140
048	DEPARTMENT OF LABOUR	2,156,966	1,509,044	2,482,488	2,383,572	2,458,572	2,491,253
049	MINISTRY OF FINANCIAL SERVICES, TRADE & INDUSTRY & IMMIGRATION	2,130,038	1,507,258	2,419,110	2,149,857	2,330,810	2,424,390
051	POST OFFICE DEPARTMENT	6,746,193	4,614,866	7,120,120	6,721,698	7,327,992	7,514,039
053	PORT DEPARTMENT	6,302,722	6,013,718	8,523,120	8,616,536	9,152,820	10,044,966
054	DEPARTMENT OF ROAD TRAFFIC	4,622,728	3,304,446	5,295,180	4,648,445	5,268,848	5,530,350
055	DEPARTMENT OF METEOROLOGY	1,982,397	1,532,803	2,958,620	2,530,804	2,577,020	2,623,600
056	MINISTRY OF AGRICULTURE & MARINE RESOURCES	21,543,920	14,289,557	19,327,280	24,931,231	25,452,000	26,450,000
057	DEPARTMENT OF AGRICULTURE	5,626,265	3,989,650	6,369,222	5,869,938	6,251,742	6,482,988
058	DEPARTMENT OF MARINE RESOURCES	2,627,047	1,657,669	2,840,026	2,377,544	2,804,757	2,935,821
060	MINISTRY OF HEALTH	277,803,958	227,068,212	293,915,388	301,973,035	305,697,412	306,754,100
065	DEPARTMENT OF ENVIRONMENTAL HEALTH SERVICES	33,513,726	30,081,725	44,778,835	53,129,057	54,697,259	55,850,901
067	MINISTRY OF TOURISM & AVIATION	105,187,068	72,779,353	120,081,569	129,900,188	130,081,112	131,358,668
070	MINISTRY OF LABOUR	3,514,908	3,842,218	6,507,547	8,511,217	8,585,448	8,672,510
072	MINISTRY OF THE ENVIRONMENT & HOUSING	25,707,300	19,485,950	26,818,307	30,886,222	31,165,417	31,404,170
073	DEPARTMENT OF TRANSFORMATION & DIGITIZATION	2,769,251	12,337,207	17,700,253	25,692,746	27,346,912	29,644,549
074	MINISTRY FOR GRAND BAHAMA	10,079,964	6,648,015	12,544,242	12,169,628	13,889,942	14,653,968
GRAND TOTAL		2,188,578,846	1,691,613,692	2,589,192,474	2,530,048,939	2,551,099,716	2,593,061,723

MEMORANDUM

Consistent with Government Finance Statistics (GFS) methodology, Public Debt Redemption is treated as a financing transaction and, therefore, has no impact on the deficit. Public Debt Servicing Interest is now being shown separately as Head 26.

PUBLIC DEBT SERVICING-REDEMP	1,072,345,080	0	0	0	0	0
------------------------------	---------------	---	---	---	---	---

RECURRENT EXPENDITURES BY BLOCK



ITEM NO.	TITLE OF ITEM	PROVISIONAL	EXPENDITURE	APPROVED ESTIMATES	ESTIMATES	PRELIMINARY	PRELIMINARY
		ACTUAL	(PROVISIONAL)			FORECAST	FORECAST
		EXPENDITURE				ESTIMATES	ESTIMATES
		JUL - MAR					
		2017/2018	2018/2019	2018/2019	2019/2020	2020/2021	2021/2022
		\$	\$	\$	\$	\$	\$
21110EE	Wages & Salaries (In Cash)	638,535,306	456,794,306	696,567,768	671,507,137	688,657,476	720,239,508
21120EE	Allowances	58,221,065	38,906,135	63,546,189	65,267,115	67,156,777	68,482,821
21210EE	Actual Employer's Social Contributions	31,984,419	23,210,993	33,479,784	33,479,784	35,479,784	36,366,779
22110EE	Travel & Subsistence	9,117,934	6,011,491	8,882,408	18,935,489	20,476,213	20,970,649
22210EE	Rent	43,899,076	50,073,495	81,727,055	69,798,541	70,060,678	70,435,108
22310EE	Utilities & Communication	67,048,719	30,135,051	72,632,574	87,862,545	93,975,046	98,280,317
22410EE	Supplies & Materials	69,970,827	35,045,155	46,621,422	46,973,383	58,914,618	62,561,126
22510EE	Services	84,010,504	70,235,227	120,685,512	192,515,308	202,338,390	212,118,198
22610EE	Minor Capital Repairs	4,842,434	2,355,352	5,113,100	5,169,014	5,899,738	6,220,458
22710EE	Operational Expenses	19,910,986	16,325,301	23,625,600	12,227,130	12,852,600	13,010,325
22810EE	Special Financial Transactions	25,378,395	98,730,280	124,086,039	80,322,470	74,044,856	63,153,355
22910EE	Other	3,644,426	698,049	4,201,000	2,440,000	2,450,000	2,450,000
22920EE	Finance Charges (Hedging/Charges)	36,953,611	24,557,265	34,573,565	45,560,730	42,041,565	38,538,712
22930EE	Tourism Related	64,944,089	35,676,000	96,244,846	10,000,000	10,000,000	10,000,000
22940EE	Local Government Expenses	13,445,641	8,496,016	13,319,147	13,149,097	13,186,897	13,472,517
22950EE	School Board Expenses	5,676,446	5,850,431	5,856,609	124,000	124,000	124,000
24100EE	Interest to Non Residents	0	94,738,862	148,126,363	155,736,478	149,136,693	142,136,982
24200EE	Interest to Residents Other Than General Government	313,863,300	141,621,554	198,651,999	215,815,666	196,200,887	185,415,412
25110EE	Subsidies-Public Non-Financial Corporations	309,997,366	243,571,990	325,592,886	329,484,655	329,012,886	325,062,886
25210EE	Subsidies to Private Non-Financial Enterprises	13,499,450	27,595,942	58,776,000	26,926,000	27,076,000	27,451,025
25310EE	Subsidies to Other Sectors	4,308,166	622,511	2,000,000	1,500,000	1,000,000	1,000,000
26210EE	Current Grants to International Organizations	7,589,189	6,822,657	8,727,876	9,179,202	9,207,057	9,425,511
27210EE	Social Assistance Benefits In Cash	38,458,647	32,898,460	51,131,947	46,309,334	49,206,872	51,466,699
27220EE	Social Assistance Benefits In Kind	0	139,000	233,000	0	0	0
27310EE	Pensions & Gratuities In Cash	127,543,281	98,573,353	136,692,671	140,700,498	140,901,323	146,654,766
28210EE	Current Transfers N.E.C.	128,508,184	117,166,853	151,938,694	171,578,942	173,612,939	175,538,147
28310EE	Premiums, Fees & Current Claims	67,227,386	24,761,962	76,158,420	77,476,420	78,076,420	92,476,420
31300EE	Valuables	0	0	0	10,000	10,000	10,000
GRAND TOTAL		2,188,578,847	1,691,613,691	2,589,192,474	2,530,048,938	2,551,099,715	2,593,061,721

The following line items are part of the Expenditures Total above.

SUBVENTIONS	380,714,264	304,434,256	398,293,745	413,820,818	415,013,745	412,708,955
PUBLIC DEBT INTEREST(HEAD26)	0	260,917,682	381,351,927	371,552,144	345,337,580	327,552,394

[Head 001] GOVERNOR GENERAL & STAFF



ITEM NO.	TITLE OF ITEM	PROVISIONAL ACTUAL EXPENDITURE	EXPENDITURE (PROVISIONAL)	APPROVED ESTIMATES	ESTIMATES	PRELIMINARY FORECAST ESTIMATES	PRELIMINARY FORECAST ESTIMATES
		2017/2018	JUL - MAR 2018/2019	2018/2019	2019/2020	2020/2021	2021/2022
		\$	\$	\$	\$	\$	\$
PERSONAL EMOLUMENTS							
21110EE	Wages & Salaries (In Cash)						
2111101	Salary-Permanent/Pensionable	551,117	409,636	575,384	609,226	628,234	628,242
2111102	Salary-Contract Workers	55,000	40,000	60,000	60,000	60,000	60,000
2111201	Regular Weekly Wages	110,873	76,708	108,000	117,900	118,000	118,000
	Wages & Salaries (In Cash)	716,990	526,344	743,384	787,126	806,234	806,242
21120EE	Allowances						
2112101	Honoraria	12,075	0	10,000	5,000	5,000	5,000
2112102	Overtime - Monthly Employees (General)	0	1,230	2,391	4,000	4,000	4,000
2112114	Duty Allowance	16,286	11,042	16,100	16,100	16,100	16,100
2112115	Responsibility Allowance	279	0	14,000	14,000	14,000	14,000
2112116	Acting Allowance	0	0	1,000	1,000	1,000	1,000
2112122	Clothing Allowance	0	600	8,000	8,000	8,000	8,000
2112199	Other Allowances	13,988	18,895	20,000	22,000	23,000	24,000
	Allowances	42,628	31,767	71,491	70,100	71,100	72,100
	Personal Emoluments	759,618	558,111	814,875	857,226	877,334	878,342
22000EE	Use of Goods & Services						
22111EE	Domestic Travel & Subsistence						
2211101	Air Transport of Persons Within The Bahamas	0	35,338	5,600	6,000	6,000	6,000
2211110	Subsistence for Travellers Within The Bahamas	1,620	15,161	6,000	6,000	6,000	6,000
	Domestic Travel & Subsistence	1,620	50,499	11,600	12,000	12,000	12,000
22112EE	International Travel & Subsistence						
2211201	Air Transport of Persons Outside The Bahamas	0	6,534	70,000	7,000	7,000	7,000
2211210	Subsistence for Travellers Outside The Bahamas	1,680	600	6,450	7,000	7,000	7,000
	International Travel & Subsistence	1,680	7,134	76,450	14,000	14,000	14,000
22410EE	Supplies & Materials						
2241103	Propane Gas	0	3,093	3,200	3,500	3,500	3,500
2241201	Office Supplies & Stationery	0	3,108	3,200	4,018	4,000	4,500
2241205	Food, Ice & Drinking Water	4,981	22,579	30,400	30,000	32,000	34,000
2241206	Publications	1,462	1,324	4,000	2,400	2,400	2,400
2241211	Cleaning & Toilet Supplies	2,159	2,252	4,800	5,000	5,000	5,000
2241212	Computer Software Supplies & Solutions	263	20	2,400	2,400	2,500	2,500
2241213	Clothing & Clothing Supplies	2,288	700	3,200	10,000	10,000	10,000
2241299	Other Supplies & Materials	6,861	4,209	2,400	5,000	5,000	5,000
	Supplies & Materials	18,014	37,285	53,600	62,318	64,400	66,900
22510EE	Services						

[Head 001] GOVERNOR GENERAL & STAFF



ITEM NO.	TITLE OF ITEM	PROVISIONAL ACTUAL EXPENDITURE	EXPENDITURE (PROVISIONAL) JUL - MAR	APPROVED ESTIMATES	ESTIMATES	PRELIMINARY FORECAST ESTIMATES	PRELIMINARY FORECAST ESTIMATES
		2017/2018 \$	2018/2019 \$	2018/2019 \$	2019/2020 \$	2020/2021 \$	2021/2022 \$
2251101	Printing & Duplication Service	0	1,421	2,400	5,650	6,000	6,000
2251107	Workshops, Conferences, Seminars, Meetings & Exhibits	450	0	3,000	3,000	3,000	3,000
2251109	Licensing & Inspection of Vehicles	0	1,365	2,000	1,500	1,500	1,500
2251128	Fees & Other Charges	9,807	8,332	15,199	15,000	15,000	16,000
2251129	Staff Engagement	0	474	1,400	1,400	1,500	1,500
2251302	Building Maintenance	24,711	6,375	50,000	50,000	50,000	56,000
2251310	Grounds Maintenance	12,587	336	0	8,000	8,000	8,000
2251324	Maintenance Implements & Tools	2,530	1,350	2,000	2,000	2,000	2,000
2251337	Operation of Facilities or Other Services	1,195	495	5,000	10,000	12,000	12,000
	Services	51,280	20,148	80,999	96,550	99,000	106,000
22610EE	Minor Capital Repairs						
2261201	Transportation Equipment Upkeep	15,610	2,411	10,000	8,000	8,000	8,000
	Minor Capital Repairs	15,610	2,411	10,000	8,000	8,000	8,000
22810EE	Special Financial Transactions						
2281105	VAT Expenses	0	72	500	500	600	600
2281178	Provision For Contingencies	120,142	24,055	50,000	64,000	60,000	100,000
	Special Financial Transactions	120,142	24,127	50,500	64,500	60,600	100,600
	Use of Goods & Services	208,346	141,604	283,149	257,368	258,000	307,500
	GOVERNOR GENERAL & STAFF TOTAL EXPENSES	967,964	699,715	1,098,024	1,114,594	1,135,334	1,185,842

The Accounting Officer for this Head is the SECRETARY TO THE GOVERNOR GENERAL

[Head 002] THE SENATE



ITEM NO.	TITLE OF ITEM	PROVISIONAL EXPENDITURE		APPROVED ESTIMATES	ESTIMATES	PRELIMINARY FORECAST ESTIMATES	PRELIMINARY FORECAST ESTIMATES
		ACTUAL EXPENDITURE	(PROVISIONAL) EXPENDITURE				
		2017/2018 \$	JUL - MAR 2018/2019 \$	2018/2019 \$	2019/2020 \$	2020/2021 \$	2021/2022 \$
PERSONAL EMOLUMENTS							
21110EE	Wages & Salaries (In Cash)						
2111101	Salary-Permanent/Pensionable	228,677	191,841	244,015	244,015	275,015	290,115
	Wages & Salaries (In Cash)	228,677	191,841	244,015	244,015	275,015	290,115
21120EE	Allowances						
2112103	Housing Allowance	0	31,500	42,000	42,000	42,000	43,050
2112112	Transport & Mileage Allowance	42	0	0	0	0	0
2112199	Other Allowances	6,431	3,033	7,000	7,000	7,000	7,175
	Allowances	6,473	34,533	49,000	49,000	49,000	50,225
	Personal Emoluments	235,150	226,374	293,015	293,015	324,015	340,340
22000EE	Use of Goods & Services						
22111EE	Domestic Travel & Subsistence						
2211101	Air Transport of Persons Within The Bahamas	0	0	1,000	1,000	1,000	1,025
2211102	Members Travel Allowances	7,022	11,047	16,800	16,560	16,800	17,220
2211110	Subsistence for Travellers Within The Bahamas	0	0	1,000	1,000	1,000	1,025
	Domestic Travel & Subsistence	7,022	11,047	18,800	18,560	18,800	19,270
22112EE	International Travel & Subsistence						
2211201	Air Transport of Persons Outside The Bahamas	0	1,524	2,400	2,400	2,500	2,525
2211210	Subsistence for Travellers Outside The Bahamas	0	480	1,000	1,000	1,000	1,025
	International Travel & Subsistence	0	2,004	3,400	3,400	3,500	3,550
22410EE	Supplies & Materials						
2241201	Office Supplies & Stationery	0	360	800	2,329	2,445	2,445
2241205	Food, Ice & Drinking Water	3,955	4,676	4,800	20,000	20,000	20,000
2241299	Other Supplies & Materials	2,170	1,462	2,485	1,178	1,240	1,542
	Supplies & Materials	6,125	6,498	8,085	23,507	23,685	23,987
22510EE	Services						
2251129	Staff Engagement	0	0	640	608	640	656
	Services	0	0	640	608	640	656
22810EE	Special Financial Transactions						
2281105	VAT Expenses	0	0	1,000	950	1,000	1,025
	Special Financial Transactions	0	0	1,000	950	1,000	1,025
	Use of Goods & Services	13,147	19,549	31,925	47,025	47,625	48,488
	THE SENATE TOTAL EXPENSES	248,297	245,923	324,940	340,040	371,640	388,828

The Accounting Officer for this Head is the SECRETARY TO THE CABINET



ITEM NO.	TITLE OF ITEM	PROVISIONAL	EXPENDITURE	APPROVED		PRELIMINARY	PRELIMINARY
		ACTUAL	(PROVISIONAL)	ESTIMATES	ESTIMATES	FORECAST	FORECAST
		EXPENDITURE	JUL - MAR			ESTIMATES	ESTIMATES
		2017/2018	2018/2019	2018/2019	2019/2020	2020/2021	2021/2022
		\$	\$	\$	\$	\$	\$
PERSONAL EMOLUMENTS							
21110EE	Wages & Salaries (In Cash)						
2111101	Salary-Permanent/Pensionable	687,351	276,090	394,605	394,605	394,605	404,470
2111102	Salary-Contract Workers	991,697	1,038,663	1,375,330	1,285,280	1,285,280	1,282,280
	Wages & Salaries (In Cash)	1,679,048	1,314,753	1,769,935	1,679,885	1,679,885	1,686,750
21120EE	Allowances						
2112102	Overtime - Monthly Employees (General)	0	0	5,000	10,000	10,000	10,000
2112112	Transport & Mileage Allowance	5,992	1,800	6,500	2,400	2,400	2,400
2112114	Duty Allowance	34,107	26,350	31,800	31,800	31,800	32,595
2112116	Acting Allowance	4,700	3,133	4,000	9,400	9,400	9,400
2112199	Other Allowances	5,517	5,258	6,400	6,400	6,400	6,560
	Allowances	50,316	36,541	53,700	60,000	60,000	60,955
	Personal Emoluments	1,729,364	1,351,294	1,823,635	1,739,885	1,739,885	1,747,705
22000EE	Use of Goods & Services						
22111EE	Domestic Travel & Subsistence						
2211101	Air Transport of Persons Within The Bahamas	0	779	2,400	5,130	5,400	5,460
2211102	Members Travel Allowances	65,480	59,782	100,000	95,000	100,000	102,500
2211110	Subsistence for Travellers Within The Bahamas	0	0	2,000	1,900	2,000	2,050
	Domestic Travel & Subsistence	65,480	60,561	104,400	102,030	107,400	110,010
22112EE	International Travel & Subsistence						
2211201	Air Transport of Persons Outside The Bahamas	0	4,131	10,000	9,500	10,000	10,250
2211210	Subsistence for Travellers Outside The Bahamas	1,220	6,211	15,000	14,250	15,000	15,375
	International Travel & Subsistence	1,220	10,342	25,000	23,750	25,000	25,625
22410EE	Supplies & Materials						
2241201	Office Supplies & Stationery	0	1,278	2,000	1,900	2,000	2,050
2241205	Food, Ice & Drinking Water	50,297	33,439	33,440	70,650	70,650	70,650
2241206	Publications	0	0	800	760	800	820
2241211	Cleaning & Toilet Supplies	0	2,898	4,400	4,180	4,400	4,510
2241212	Computer Software Supplies & Solutions	0	0	1,200	1,140	1,200	1,230
2241213	Clothing & Clothing Supplies	0	1,317	3,200	3,040	3,200	3,280
2241299	Other Supplies & Materials	4,323	2,823	5,000	4,750	5,000	5,125
	Supplies & Materials	54,620	41,755	50,040	86,420	87,250	87,665
22510EE	Services						
2251101	Printing & Duplication Service	0	0	800	760	800	820
2251113	Electronic Hansard	180,174	119,460	181,000	180,000	180,000	180,000
2251128	Fees & Other Charges	819	433	1,500	23,370	24,600	24,600

[Head 003] HOUSE OF ASSEMBLY



ITEM NO.	TITLE OF ITEM	PROVISIONAL ACTUAL EXPENDITURE	EXPENDITURE (PROVISIONAL)	APPROVED ESTIMATES	ESTIMATES	PRELIMINARY FORECAST ESTIMATES	PRELIMINARY FORECAST ESTIMATES
		2017/2018 \$	JUL - MAR 2018/2019 \$	2018/2019 \$	2019/2020 \$	2020/2021 \$	2021/2022 \$
2251129	Staff Engagement	0	0	2,200	2,090	2,200	2,255
2251302	Building Maintenance	2,493	299	3,000	9,500	10,000	10,000
2251303	Equipment Maintenance	0	0	0	1,012	1,065	1,065
2251307	Maintenance of Generators, A/C & Other Machinery	0	0	2,000	1,900	2,000	2,050
2251337	Operation of Facilities or Other Services	19,034	2,962	15,000	33,250	35,000	35,000
	Services	202,520	123,154	205,500	251,882	255,665	255,790
22610EE	Minor Capital Repairs						
2261201	Transportation Equipment Upkeep	161	208	1,000	4,750	5,000	5,000
	Minor Capital Repairs	161	208	1,000	4,750	5,000	5,000
22810EE	Special Financial Transactions						
2281105	VAT Expenses	90	0	1,000	950	1,000	1,025
	Special Financial Transactions	90	0	1,000	950	1,000	1,025
	Use of Goods & Services	324,091	236,020	386,940	469,782	481,315	485,115
28000EE	Other Payments						
28200EE	Transfers N.E.C.						
2821116	Sundry Constituency Projects	0	0	0	3,975,000	3,975,000	3,975,000
2821261	Fiscal Responsibility Council	0	0	0	380,000	380,000	380,000
	Transfers N.E.C.	0	0	0	4,355,000	4,355,000	4,355,000
	OTHER CHARGES	0	0	0	4,355,000	4,355,000	4,355,000
	HOUSE OF ASSEMBLY TOTAL EXPENSES	2,053,455	1,587,314	2,210,575	6,564,667	6,576,200	6,587,820

The Accounting Officer for this Head is the SECRETARY TO THE CABINET



ITEM NO.	TITLE OF ITEM	PROVISIONAL ACTUAL EXPENDITURE	EXPENDITURE (PROVISIONAL)	APPROVED ESTIMATES	ESTIMATES	PRELIMINARY FORECAST ESTIMATES	PRELIMINARY FORECAST ESTIMATES
		2017/2018 \$	JUL - MAR 2018/2019 \$	2018/2019 \$	2019/2020 \$	2020/2021 \$	2021/2022 \$
PERSONAL EMOLUMENTS							
21110EE	Wages & Salaries (In Cash)						
2111101	Salary-Permanent/Pensionable	1,084,186	784,360	1,335,498	968,858	1,068,858	1,168,858
2111102	Salary-Contract Workers	666,849	561,985	895,900	1,020,000	1,152,356	1,334,915
2111103	Global Provision - New Appts - Monthly Employees	0	0	0	300,000	300,000	300,000
2111201	Regular Weekly Wages	6,784	4,983	10,000	10,000	10,000	10,250
	Wages & Salaries (In Cash)	1,757,819	1,351,328	2,241,398	2,298,858	2,531,214	2,814,023
21120EE	Allowances						
2112102	Overtime - Monthly Employees (General)	0	0	5,000	5,000	5,000	5,125
2112114	Duty Allowance	900	2,050	3,600	1,800	1,800	1,875
2112115	Responsibility Allowance	25,707	18,373	30,000	30,000	30,000	30,750
2112116	Acting Allowance	242	16	3,000	3,000	3,000	3,075
	Allowances	26,849	20,439	41,600	39,800	39,800	40,825
21200EE	Employer's Social Contribution						
2121101	National Insurance Contributions (Monthly Staff)	40,634	41,192	68,000	68,000	68,000	69,700
	Employer's Social Contribution	40,634	41,192	68,000	68,000	68,000	69,700
	Personal Emoluments	1,825,302	1,412,959	2,350,998	2,406,658	2,639,014	2,924,548
22000EE	Use of Goods & Services						
22111EE	Domestic Travel & Subsistence						
2211101	Air Transport of Persons Within The Bahamas	0	8,446	12,800	40,000	40,000	40,000
2211103	Mileage Within The Bahamas	41,600	26,125	43,000	33,000	33,000	35,000
2211110	Subsistence for Travellers Within The Bahamas	17,163	13,125	20,000	40,000	40,000	40,000
	Domestic Travel & Subsistence	58,763	47,696	75,800	113,000	113,000	115,000
22112EE	International Travel & Subsistence						
2211201	Air Transport of Persons Outside The Bahamas	0	6,600	15,000	60,000	60,000	60,000
2211210	Subsistence for Travellers Outside The Bahamas	25,421	5,945	10,000	32,840	32,840	32,840
	International Travel & Subsistence	25,421	12,545	25,000	92,840	92,840	92,840
22210EE	Rent						
2221101	Rent - Living Accommodation (General)	2,000	0	0	0	0	0
2221102	Rent - Office	48,949	34,451	62,500	62,500	62,500	64,063
	Rent	50,949	34,451	62,500	62,500	62,500	64,063
22410EE	Supplies & Materials						
2241201	Office Supplies & Stationery	0	7,982	16,000	16,000	16,000	16,400
2241205	Food, Ice & Drinking Water	1,005	792	1,600	1,600	1,600	1,640
2241206	Publications	0	140	640	640	640	656

[Head 004] DEPARTMENT OF THE AUDITOR GENERAL



ITEM NO.	TITLE OF ITEM	PROVISIONAL ACTUAL EXPENDITURE	EXPENDITURE (PROVISIONAL)	APPROVED ESTIMATES	ESTIMATES	PRELIMINARY FORECAST ESTIMATES	PRELIMINARY FORECAST ESTIMATES
		2017/2018	JUL - MAR 2018/2019	2018/2019	2019/2020	2020/2021	2021/2022
		\$	\$	\$	\$	\$	\$
2241211	Cleaning & Toilet Supplies	0	528	800	3,000	3,000	3,200
2241212	Computer Software Supplies & Solutions	0	880	2,000	2,000	2,000	2,050
2241213	Clothing & Clothing Supplies	158	233	1,500	1,500	1,650	1,691
2241299	Other Supplies & Materials	1,918	1,276	2,500	3,000	3,300	3,383
	Supplies & Materials	3,081	11,831	25,040	27,740	28,190	29,020
22510EE	Services						
2251101	Printing & Duplication Service	0	0	200	2,000	2,000	2,200
2251104	Professional Services (Audit, Accounting)	47,273	44,000	100,000	25,000	50,000	50,000
2251107	Workshops, Conferences, Seminars, Meetings & Exhibits	38,790	22,000	50,000	80,000	80,000	80,000
2251108	Tuition, Training, In-service Awards, Subsistence	0	5,749	10,000	10,000	11,000	11,275
2251109	Licensing & Inspection of Vehicles	1,170	195	2,000	2,000	2,000	2,050
2251115	Consultancy Services	17,090	10,287	20,000	24,000	26,400	27,060
2251128	Fees & Other Charges	11,681	8,235	12,000	12,000	13,200	13,530
2251129	Staff Engagement	0	1,261	2,520	2,520	2,520	2,583
2251138	External Audit	0	0	0	300,000	250,000	300,000
2251303	Equipment Maintenance	877	791	1,800	1,800	1,980	2,030
2251339	Janitorial Service Contracts	9,629	5,353	12,500	12,500	13,750	14,094
	Services	126,510	97,871	211,020	471,820	452,850	504,822
22610EE	Minor Capital Repairs						
2261201	Transportation Equipment Upkeep	6,229	4,135	10,000	10,000	30,000	30,750
	Minor Capital Repairs	6,229	4,135	10,000	10,000	30,000	30,750
22810EE	Special Financial Transactions						
2281105	VAT Expenses	633	437	1,000	10,000	10,000	10,000
	Special Financial Transactions	633	437	1,000	10,000	10,000	10,000
	Use of Goods & Services	271,586	208,966	410,360	787,900	789,380	846,495
	DEPARTMENT OF THE AUDITOR GENERAL TOTAL EXPENSES	2,096,888	1,621,925	2,761,358	3,194,558	3,428,394	3,771,043

The Accounting Officer for this Head is the AUDITOR GENERAL

[Head 005] MINISTRY OF PUBLIC SERVICE & NATIONAL INSURANCE



ITEM NO.	TITLE OF ITEM	PROVISIONAL EXPENDITURE		APPROVED ESTIMATES	ESTIMATES	PRELIMINARY FORECAST ESTIMATES	PRELIMINARY FORECAST ESTIMATES
		ACTUAL EXPENDITURE	(PROVISIONAL)				
		2017/2018 \$	JUL - MAR 2018/2019 \$				
PERSONAL EMOLUMENTS							
21110EE	Wages & Salaries (In Cash)						
2111101	Salary-Permanent/Pensionable	4,068,280	3,333,283	4,742,400	4,750,000	5,000,000	5,500,000
2111102	Salary-Contract Workers	219,945	13,500	300,000	340,900	440,000	500,000
2111103	Global Provision - New Appts - Monthly Employees	0	0	8,000,000	8,000,000	8,000,000	9,000,000
2111104	Salary Adjustments	0	195,380	7,000,000	5,000,000	5,000,000	6,000,000
2111107	New Appointments - College Recruits	0	0	4,000,000	3,000,000	3,500,000	6,000,000
2111204	Special Employment Projects	0	640,847	12,000,000	12,000,000	10,800,000	15,000,000
	Wages & Salaries (In Cash)	4,288,225	4,183,010	36,042,400	33,090,900	32,740,000	42,000,000
21120EE	Allowances						
2112101	Honoraria	171,155	79,585	200,000	210,000	260,000	260,000
2112102	Overtime - Monthly Employees (General)	0	8,033	28,600	200,000	250,000	300,000
2112112	Transport & Mileage Allowance	3,004	13,250	15,600	18,000	18,000	18,000
2112114	Duty Allowance	3,917	3,750	5,000	5,000	5,000	5,125
2112115	Responsibility Allowance	32,520	26,801	35,000	52,000	52,000	52,000
2112116	Acting Allowance	9,025	3,745	10,000	35,000	35,000	35,000
2112199	Other Allowances	1,069	0	2,100	2,100	2,100	2,153
	Allowances	220,690	135,164	296,300	522,100	622,100	672,278
	Personal Emoluments	4,508,915	4,318,174	36,338,700	33,613,000	33,362,100	42,672,278
22000EE	Use of Goods & Services						
22111EE	Domestic Travel & Subsistence						
2211101	Air Transport of Persons Within The Bahamas	85	6,731	3,268	18,240	19,200	19,200
2211102	Members Travel Allowances	0	0	0	2,375	2,500	2,500
2211103	Mileage Within The Bahamas	2,750	1,000	2,000	6,175	6,500	6,500
2211110	Subsistence for Travellers Within The Bahamas	1,980	1,568	1,500	18,620	19,600	19,600
	Domestic Travel & Subsistence	4,815	9,299	6,768	45,410	47,800	47,800
22112EE	International Travel & Subsistence						
2211201	Air Transport of Persons Outside The Bahamas	0	0	7,880	17,860	18,800	18,800
2211210	Subsistence for Travellers Outside The Bahamas	1,770	0	1,000	9,500	10,000	10,000
	International Travel & Subsistence	1,770	0	8,880	27,360	28,800	28,800
22113EE	Other Travel & Subsistence						
2211307	Staff - Overseas Recruitment	8,544	960	11,000	10,450	11,000	11,000
	Other Travel & Subsistence	8,544	960	11,000	10,450	11,000	11,000
22210EE	Rent						
2221102	Rent - Office	24,159,674	17,721,010	29,455,007	29,500,000	29,500,000	30,000,000
2221103	Lease Agreement - NIB	1,165,145	14,418,231	16,500,000	16,500,000	16,500,000	16,500,000

[Head 005] MINISTRY OF PUBLIC SERVICE & NATIONAL INSURANCE



ITEM NO.	TITLE OF ITEM	PROVISIONAL EXPENDITURE		APPROVED ESTIMATES	ESTIMATES	PRELIMINARY FORECAST ESTIMATES	PRELIMINARY FORECAST ESTIMATES
		ACTUAL EXPENDITURE	(PROVISIONAL) JUL - MAR				
		2017/2018 \$	2018/2019 \$	2018/2019 \$	2019/2020 \$	2020/2021 \$	2021/2022 \$
	Rent	25,324,819	32,139,241	45,955,007	46,000,000	46,000,000	46,500,000
22410EE	Supplies & Materials						
2241201	Office Supplies & Stationery	0	20,108	40,000	49,970	52,600	52,600
2241205	Food, Ice & Drinking Water	0	4,045	6,200	15,010	15,800	15,800
2241206	Publications	5,031	3,636	6,324	7,030	7,400	7,400
2241211	Cleaning & Toilet Supplies	0	6,842	10,200	20,425	21,500	21,500
2241213	Clothing & Clothing Supplies	707	909	2,040	2,983	3,140	3,140
2241299	Other Supplies & Materials	26,415	130,594	147,000	89,015	93,700	105,700
	Supplies & Materials	32,153	166,134	211,764	184,433	194,140	206,140
22510EE	Services						
2251101	Printing & Duplication Service	0	12,201	18,360	31,588	33,250	33,250
2251102	Advertising & Public Notices	0	0	1,020	1,425	1,500	1,500
2251107	Workshops, Conferences, Seminars, Meetings & Exhibits	5,541	1,500	4,000	10,450	11,000	11,000
2251108	Tuition, Training, In-service Awards, Subsistence	0	2,200	50,000	76,000	80,000	80,000
2251109	Licencing & Inspection of Vehicles	195	0	1,000	1,400	1,400	1,400
2251111	Security Services Contract	317,256	338,808	96,000	570,000	600,000	650,000
2251115	Consultancy Services	352,368	51,590	200,000	200,000	275,000	300,000
2251128	Fees & Other Charges	25,417	5,085	9,000	96,425	101,500	176,500
2251129	Staff Engagement	0	872	5,520	6,175	6,500	6,500
2251203	Freight & Express	0	24	1,000	3,800	4,000	4,000
2251312	Maintenance of NIB Buildings	0	218,420	850,000	850,000	850,000	850,000
2251337	Operation of Facilities or Other Services	18,194	22,259	33,000	42,750	45,000	45,000
	Services	718,971	652,959	1,268,900	1,890,013	2,009,150	2,159,150
22610EE	Minor Capital Repairs						
2261201	Transportation Equipment Upkeep	6,401	3,792	7,000	7,600	8,000	8,000
	Minor Capital Repairs	6,401	3,792	7,000	7,600	8,000	8,000
22810EE	Special Financial Transactions						
2281001	Special Financial Transactions	13,305	239,098	1,027,900	0	0	0
2281105	VAT Expenses	0	150	1,000	950	1,000	1,000
2281176	Tuition Reimbursement	30,033	1,850	25,000	23,750	25,000	25,000
2281184	Professional Development	0	0	0	130,970	137,863	200,000
	Special Financial Transactions	43,338	241,098	1,053,900	155,670	163,863	226,000
	Use of Goods & Services	26,140,811	33,213,483	48,523,219	48,320,936	48,462,753	49,186,890
27000EE	Social Benefits						
27300EE	Pensions & Gratuities						
2731101	Pensions to Officials	94,998,525	75,543,414	100,000,000	106,100,000	106,100,000	110,600,000
2731201	Public Officials/Staff Gratuities	30,179,865	21,419,319	33,000,000	30,000,000	30,000,000	31,200,000

[Head 005] MINISTRY OF PUBLIC SERVICE & NATIONAL INSURANCE



ITEM NO.	TITLE OF ITEM	PROVISIONAL EXPENDITURE		APPROVED ESTIMATES	ESTIMATES	PRELIMINARY	PRELIMINARY
		ACTUAL EXPENDITURE	(PROVISIONAL) JUL - MAR			FORECAST ESTIMATES	FORECAST ESTIMATES
		2017/2018 \$	2018/2019 \$	2018/2019 \$	2019/2020 \$	2020/2021 \$	2021/2022 \$
	Pensions & Gratuties	125,178,390	96,962,733	133,000,000	136,100,000	136,100,000	141,800,000
	Social Benefits	125,178,390	96,962,733	133,000,000	136,100,000	136,100,000	141,800,000
28000EE	Other Payments						
28300EE	Premiums, Fees & Claims						
2831105	Insurance Premiums - Government Personnel	63,852,746	24,077,231	72,005,000	70,000,000	70,600,000	85,000,000
	Premiums, Fees & Claims	63,852,746	24,077,231	72,005,000	70,000,000	70,600,000	85,000,000
	OTHER CHARGES	63,852,746	24,077,231	72,005,000	70,000,000	70,600,000	85,000,000
	MINISTRY OF PUBLIC SERVICE & NATIONAL INSURANCE TOTAL EXPENSES	219,680,862	158,571,621	289,866,919	288,033,936	288,524,853	318,659,168

The Accounting Officer for this Head is the PERMANENT SECRETARY

[Head 006] CABINET OFFICE



ITEM NO.	TITLE OF ITEM	PROVISIONAL	EXPENDITURE	APPROVED		PRELIMINARY	PRELIMINARY
		ACTUAL	(PROVISIONAL)	ESTIMATES	ESTIMATES	FORECAST	FORECAST
		EXPENDITURE	JUL - MAR			ESTIMATES	ESTIMATES
	2017/2018	2018/2019	2018/2019	2019/2020	2020/2021	2021/2022	
	\$	\$	\$	\$	\$	\$	
PERSONAL EMOLUMENTS							
21110EE	Wages & Salaries (In Cash)						
2111101	Salary-Permanent/Pensionable	2,147,218	1,477,478	2,192,385	2,033,972	2,247,600	2,874,500
2111102	Salary-Contract Workers	107,743	0	254,750	254,750	254,750	261,119
	Wages & Salaries (In Cash)	2,254,961	1,477,478	2,447,135	2,288,722	2,502,350	3,135,619
21120EE	Allowances						
2112101	Honoraria	2,792	7,583	1,500	1,500	1,500	1,538
2112102	Overtime - Monthly Employees (General)	0	4,883	9,081	9,081	9,081	9,308
2112103	Housing Allowance	14,652	9,295	12,900	12,900	12,900	13,223
2112112	Transport & Mileage Allowance	3,000	750	4,000	4,000	4,000	4,100
2112115	Responsibility Allowance	86,903	46,980	94,000	94,000	96,000	97,350
2112116	Acting Allowance	1,131	332	1,500	1,500	1,500	1,538
2112119	Aides-Prime Minister, Former Prime Minister, Governor General & Spouses	45,216	74,791	73,200	73,200	74,200	75,030
2112199	Other Allowances	542	535	1,000	1,000	1,000	1,025
	Allowances	154,236	145,149	197,181	197,181	200,181	203,112
	Personal Emoluments	2,409,197	1,622,627	2,644,316	2,485,903	2,702,531	3,338,731
22000EE	Use of Goods & Services						
22111EE	Domestic Travel & Subsistence						
2211101	Air Transport of Persons Within The Bahamas	0	2,385	5,000	25,570	26,916	31,041
2211110	Subsistence for Travellers Within The Bahamas	0	840	5,000	59,964	63,120	63,245
2211114	Incidental Travel Expenses Within The Bahamas	0	0	0	42,180	44,400	44,400
	Domestic Travel & Subsistence	0	3,225	10,000	127,714	134,436	138,686
22112EE	International Travel & Subsistence						
2211201	Air Transport of Persons Outside The Bahamas	0	19,754	52,000	30,400	32,000	32,000
2211210	Subsistence for Travellers Outside The Bahamas	2,963	4,450	5,000	4,750	5,000	5,125
	International Travel & Subsistence	2,963	24,204	57,000	35,150	37,000	37,125
22410EE	Supplies & Materials						
2241201	Office Supplies & Stationery	0	9,162	14,000	14,725	15,500	15,850
2241205	Food, Ice & Drinking Water	9,359	7,769	12,000	24,600	25,000	25,000
2241206	Publications	553	513	3,200	3,040	3,200	3,280
2241207	Ceremonial Events	1,306,836	908,969	1,000,000	1,000,000	1,000,000	1,025,000
2241211	Cleaning & Toilet Supplies	0	3,413	5,600	5,320	5,600	5,740
2241212	Computer Software Supplies & Solutions	769	1,055	1,600	4,750	5,000	5,000
2241213	Clothing & Clothing Supplies	1,630	5	2,000	1,900	2,000	2,050
2241299	Other Supplies & Materials	2,200	1,224	2,500	9,500	10,000	10,000
	Supplies & Materials	1,321,347	932,110	1,040,900	1,063,835	1,066,300	1,091,920
22510EE	Services						
2251101	Printing & Duplication Service	0	3,605	7,200	54,340	57,200	57,630
2251102	Advertising & Public Notices	78,937	62,155	80,000	292,600	308,000	312,000

[Head 006] CABINET OFFICE



ITEM NO.	TITLE OF ITEM	PROVISIONAL EXPENDITURE		APPROVED ESTIMATES	ESTIMATES	PRELIMINARY FORECAST ESTIMATES	PRELIMINARY FORECAST ESTIMATES
		ACTUAL EXPENDITURE	(PROVISIONAL) EXPENDITURE				
		2017/2018 \$	JUL - MAR 2018/2019 \$	2018/2019 \$	2019/2020 \$	2020/2021 \$	2021/2022 \$
2251109	Licencing & Inspection of Vehicles	2,024	0	2,300	2,300	2,300	2,358
2251128	Fees & Other Charges	3,134	1,491	3,000	19,000	20,000	20,000
2251129	Staff Engagement	0	0	2,880	2,736	2,880	2,952
2251203	Freight & Express	0	0	0	1,425	1,500	1,500
2251302	Building Maintenance	12,779	6,793	28,000	26,600	28,000	28,700
2251303	Equipment Maintenance	0	174	1,000	950	1,000	1,025
2251306	Computers, Business Machines & Related Equipment	501	0	1,000	950	1,000	1,025
2251307	Maintenance of Generators, A/C & Other Machinery	146	0	2,000	1,900	2,000	2,050
2251322	Office Furniture Upkeep	781	389	1,000	950	1,000	1,025
2251337	Operation of Facilities or Other Services	14,924	11,799	15,000	15,010	15,800	16,300
	Services	113,226	86,406	143,380	418,761	440,680	446,565
22610EE	Minor Capital Repairs						
2261201	Transportation Equipment Upkeep	7,541	4,076	10,000	9,500	10,000	10,750
	Minor Capital Repairs	7,541	4,076	10,000	9,500	10,000	10,750
22710EE	Operational Expenses						
2271001	Operational Expenses	534,901	307,726	1,000,000	500,000	500,000	500,000
	Operational Expenses	534,901	307,726	1,000,000	500,000	500,000	500,000
22810EE	Special Financial Transactions						
2281105	VAT Expenses	0	181	1,000	950	1,000	1,025
2281144	Administration - Government Publications	5,511	4,390	10,000	12,350	13,000	13,000
2281162	International Conferences	28,141	1,064	70,000	66,500	70,000	71,750
2281178	Provision For Contingencies	510,461	502,713	600,000	600,000	700,000	815,000
2281181	Administration - Public Disclosure Commission	35,508	27,645	200,000	190,000	200,000	205,000
	Special Financial Transactions	579,621	535,993	881,000	869,800	984,000	1,105,775
	Use of Goods & Services	2,559,599	1,893,740	3,142,280	3,024,760	3,172,416	3,330,821
28000EE	Other Payments						
28200EE	Transfers N.E.C.						
2821208	Bahamas Air Sea Rescue Association	50,000	42,000	50,000	50,000	50,000	51,250
2821231	Grand Bahama Humane Society	50,000	42,000	50,000	50,000	50,000	51,250
2821250	Bahamas National Trust	1,500,000	1,500,000	1,500,000	1,500,000	1,500,000	1,500,000
	Transfers N.E.C.	1,600,000	1,584,000	1,600,000	1,600,000	1,600,000	1,602,500
	OTHER CHARGES	1,600,000	1,584,000	1,600,000	1,600,000	1,600,000	1,602,500
	CABINET OFFICE TOTAL EXPENSES	6,568,796	5,100,367	7,386,596	7,110,663	7,474,947	8,272,052

The Accounting Officer for this Head is the SECRETARY TO THE CABINET

[Head 007] OFFICE OF THE ATTORNEY GENERAL AND MINISTRY OF LEGAL AFFAIRS



ITEM NO.	TITLE OF ITEM	PROVISIONAL EXPENDITURE		APPROVED ESTIMATES	ESTIMATES	PRELIMINARY FORECAST ESTIMATES	PRELIMINARY FORECAST ESTIMATES
		ACTUAL EXPENDITURE	(PROVISIONAL) JUL - MAR				
		2017/2018 \$	2018/2019 \$	2018/2019 \$	2019/2020 \$	2020/2021 \$	2021/2022 \$
PERSONAL EMOLUMENTS							
21110EE	Wages & Salaries (In Cash)						
2111101	Salary-Permanent/Pensionable	7,149,687	5,956,681	7,064,345	7,105,531	7,129,501	7,153,471
2111102	Salary-Contract Workers	1,978,212	995,281	1,691,887	2,002,617	2,002,617	2,002,617
	Wages & Salaries (In Cash)	9,127,899	6,951,962	8,756,232	9,108,148	9,132,118	9,156,088
21120EE	Allowances						
2112102	Overtime - Monthly Employees (General)	0	10,969	20,335	20,335	20,335	20,335
2112103	Housing Allowance	131,327	75,000	50,000	58,418	65,000	65,000
2112104	Scarcity Allowance	353,108	268,962	375,000	375,000	375,000	375,000
2112112	Transport & Mileage Allowance	7,888	16,006	12,600	94,000	94,000	94,000
2112114	Duty Allowance	10,000	7,500	10,000	10,000	10,000	10,000
2112115	Responsibility Allowance	131,334	88,998	111,500	111,500	135,000	140,000
2112116	Acting Allowance	664	1,030	10,000	10,000	10,000	10,000
	Allowances	634,321	468,465	589,435	679,253	709,335	714,335
	Personal Emoluments	9,762,220	7,420,427	9,345,667	9,787,401	9,841,453	9,870,423
22000EE	Use of Goods & Services						
22111EE	Domestic Travel & Subsistence						
2211101	Air Transport of Persons Within The Bahamas	0	31,061	75,000	85,000	90,000	100,000
2211103	Mileage Within The Bahamas	95,984	57,611	94,000	17,600	17,600	17,600
2211110	Subsistence for Travellers Within The Bahamas	79,855	71,397	100,000	100,000	105,000	120,000
	Domestic Travel & Subsistence	175,839	160,069	269,000	202,600	212,600	237,600
22112EE	International Travel & Subsistence						
2211201	Air Transport of Persons Outside The Bahamas	0	147,130	25,000	55,000	66,000	80,000
2211210	Subsistence for Travellers Outside The Bahamas	50,563	127,944	24,000	54,000	65,000	70,000
	International Travel & Subsistence	50,563	275,074	49,000	109,000	131,000	150,000
22210EE	Rent						
2221101	Rent - Living Accommodation (General)	36,250	22,500	40,000	30,000	30,000	35,000
	Rent	36,250	22,500	40,000	30,000	30,000	35,000
22410EE	Supplies & Materials						
2241201	Office Supplies & Stationery	0	19,780	32,000	47,000	50,000	55,000
2241205	Food, Ice & Drinking Water	0	13,431	20,000	28,000	33,000	36,000
2241206	Publications	2,939	4,746	7,200	8,400	8,400	8,400
2241211	Cleaning & Toilet Supplies	0	11,905	16,000	32,000	41,000	41,000
2241213	Clothing & Clothing Supplies	0	0	0	2,000	2,000	2,000
2241299	Other Supplies & Materials	12,933	3,192	5,000	7,000	7,000	7,000
	Supplies & Materials	15,872	53,054	80,200	124,400	141,400	149,400

[Head 007] OFFICE OF THE ATTORNEY
GENERAL AND MINISTRY OF LEGAL AFFAIRS



ITEM NO.	TITLE OF ITEM	PROVISIONAL EXPENDITURE		APPROVED ESTIMATES	ESTIMATES	PRELIMINARY FORECAST	PRELIMINARY FORECAST
		ACTUAL EXPENDITURE	(PROVISIONAL)			ESTIMATES	ESTIMATES
		2017/2018 \$	JUL - MAR 2018/2019 \$	2018/2019 \$	2019/2020 \$	2020/2021 \$	2021/2022 \$
22510EE	Services						
2251101	Printing & Duplication Service	0	7,768	12,000	18,000	26,000	26,000
2251102	Advertising & Public Notices	7,963	2,640	4,000	18,000	18,000	18,000
2251107	Workshops, Conferences, Seminars, Meetings & Exhibits	18,949	8,822	10,000	20,000	20,000	20,000
2251108	Tuition, Training, In-service Awards, Subsistence	6,741	7,082	10,000	18,000	20,000	20,000
2251109	Licensing & Inspection of Vehicles	5,280	195	6,000	7,130	7,130	7,130
2251110	Postage, Postal Machines & Services	421	398	1,500	1,500	2,000	2,000
2251115	Consultancy Services	3,919,882	3,306,643	5,000,000	4,501,786	5,050,000	5,050,000
2251128	Fees & Other Charges	60,688	42,591	50,000	80,000	80,000	80,000
2251129	Staff Engagement	0	8,800	8,800	20,000	20,000	20,000
2251134	Special Projects	0	0	0	1,000,000	1,000,000	1,000,000
2251201	Local Transportation of Goods	0	420	1,000	2,000	2,000	2,000
2251203	Freight & Express	7,082	5,926	9,000	11,000	11,000	11,000
2251303	Equipment Maintenance	0	0	0	8,000	8,000	8,000
2251337	Operation of Facilities or Other Services	332,570	180,990	172,000	192,000	213,000	223,000
2251399	Other Contractual Services	8,033	1,092	11,000	16,000	16,000	16,000
	Services	4,367,609	3,573,367	5,295,300	5,913,416	6,493,130	6,503,130
22610EE	Minor Capital Repairs						
2261201	Transportation Equipment Upkeep	23,985	10,954	31,000	30,000	30,000	32,000
	Minor Capital Repairs	23,985	10,954	31,000	30,000	30,000	32,000
22810EE	Special Financial Transactions						
2281001	Special Financial Transactions	0	2,908	1,055,000	1,055,000	1,055,000	1,055,000
2281105	VAT Expenses	0	212	1,000	1,000	1,000	1,000
	Special Financial Transactions	0	3,120	1,056,000	1,056,000	1,056,000	1,056,000
	Use of Goods & Services	4,670,118	4,098,138	6,820,500	7,465,416	8,094,130	8,163,130
25000EE	Subsidies						
25300EE	Subsidies to Other Sectors						
2531001	Subsidies	4,308,166	622,511	2,000,000	1,500,000	1,000,000	1,000,000
	Subsidies to Other Sectors	4,308,166	622,511	2,000,000	1,500,000	1,000,000	1,000,000
	Subsidies	4,308,166	622,511	2,000,000	1,500,000	1,000,000	1,000,000
27000EE	Social Benefits						
27200EE	Social Assistance Benefits						
2721108	Legal Aid	33,887	28,680	45,000	50,000	50,000	50,000
	Social Assistance Benefits	33,887	28,680	45,000	50,000	50,000	50,000

**[Head 007] OFFICE OF THE ATTORNEY
GENERAL AND MINISTRY OF LEGAL AFFAIRS**



ITEM NO.	TITLE OF ITEM	PROVISIONAL EXPENDITURE		APPROVED ESTIMATES	ESTIMATES	PRELIMINARY FORECAST	PRELIMINARY FORECAST
		ACTUAL EXPENDITURE	(PROVISIONAL)			ESTIMATES	ESTIMATES
		2017/2018 \$	JUL - MAR 2018/2019 \$	2018/2019 \$	2019/2020 \$	2020/2021 \$	2021/2022 \$
	Social Benefits	33,887	28,680	45,000	50,000	50,000	50,000
28000EE	Other Payments						
28200EE	Transfers N.E.C.						
2821406	Cellular Liberalization	0	0	100,000	100,000	100,000	100,000
2821610	Bahamas Industrial Tribunal	68,846	75,834	150,000	150,000	150,000	150,000
	Transfers N.E.C.	68,846	75,834	250,000	250,000	250,000	250,000
	OTHER CHARGES	68,846	75,834	250,000	250,000	250,000	250,000
	OFFICE OF THE ATTORNEY GENERAL AND MINISTRY OF LEGAL AFFAIRS TOTAL EXPENSES	18,843,237	12,245,590	18,461,167	19,052,817	19,235,583	19,333,553

The Accounting Officer for this Head is the PERMANENT SECRETARY

**[Head 008] OFFICE OF THE JUDICIAL
(SUPREME AND MAGISTRATES COURTS)**



ITEM NO.	TITLE OF ITEM	PROVISIONAL	EXPENDITURE	APPROVED		PRELIMINARY	PRELIMINARY
		ACTUAL	(PROVISIONAL)	ESTIMATES	ESTIMATES	FORECAST	FORECAST
		EXPENDITURE	JUL - MAR			ESTIMATES	ESTIMATES
	2017/2018	2018/2019	2018/2019	2019/2020	2020/2021	2021/2022	
	\$	\$	\$	\$	\$	\$	
PERSONAL EMOLUMENTS							
21110EE	Wages & Salaries (In Cash)						
2111101	Salary-Permanent/Pensionable	9,035,080	6,171,717	7,434,538	7,754,746	7,987,827	8,117,168
2111102	Salary-Contract Workers	1,072,503	677,642	2,445,700	1,836,650	1,836,650	1,836,650
	Wages & Salaries (In Cash)	10,107,583	6,849,359	9,880,238	9,591,396	9,824,477	9,953,818
21120EE	Allowances						
2112101	Honoraria	27,481	6,450	30,900	30,900	49,900	49,900
2112102	Overtime - Monthly Employees (General)	0	1,885	1,000	20,000	20,000	20,000
2112103	Housing Allowance	568,298	593,484	1,000,000	838,000	838,000	838,000
2112104	Scarcity Allowance	468,686	275,584	565,000	439,000	439,000	439,000
2112106	Educational Allowance	0	0	100,000	70,000	100,000	102,500
2112107	Technical Allowance	0	0	3,000	3,000	3,000	3,075
2112112	Transport & Mileage Allowance	82,708	73,838	145,000	145,000	145,000	148,625
2112115	Responsibility Allowance	364,188	193,706	350,000	263,000	263,000	263,000
2112116	Acting Allowance	18,916	16,134	16,500	16,500	16,500	16,913
2112133	Official Entertainment Allowance	11,317	6,909	10,000	10,000	10,000	10,250
2112199	Other Allowances	49,745	41,924	50,000	50,000	50,000	51,250
	Allowances	1,591,339	1,209,914	2,271,400	1,885,400	1,934,400	1,942,513
	Personal Emoluments	11,698,922	8,059,273	12,151,638	11,476,796	11,758,877	11,896,331
22000EE	Use of Goods & Services						
22111EE	Domestic Travel & Subsistence						
2211101	Air Transport of Persons Within The Bahamas	0	64,207	49,100	70,000	73,100	76,355
2211103	Mileage Within The Bahamas	6,200	3,800	6,000	6,000	6,000	6,150
2211110	Subsistence for Travellers Within The Bahamas	21,630	25,192	20,000	72,000	75,100	77,355
	Domestic Travel & Subsistence	27,830	93,199	75,100	148,000	154,200	159,860
22112EE	International Travel & Subsistence						
2211201	Air Transport of Persons Outside The Bahamas	0	5,882	25,000	50,000	52,500	55,125
2211210	Subsistence for Travellers Outside The Bahamas	14,180	23,127	20,000	50,000	52,500	55,125
	International Travel & Subsistence	14,180	29,009	45,000	100,000	105,000	110,250
22210EE	Rent						
2221101	Rent - Living Accommodation (General)	93,280	57,000	106,000	126,000	126,000	126,000
	Rent	93,280	57,000	106,000	126,000	126,000	126,000
22410EE	Supplies & Materials						
2241201	Office Supplies & Stationery	0	11,041	23,200	70,000	73,500	77,176
2241205	Food, Ice & Drinking Water	0	3,722	6,240	50,400	63,420	66,591
2241206	Publications	5,760	3,751	6,400	11,800	12,070	12,514
2241211	Cleaning & Toilet Supplies	0	2,223	10,200	51,000	43,050	45,203
2241212	Computer Software Supplies & Solutions	535	49	800	22,000	23,100	24,256
2241213	Clothing & Clothing Supplies	0	177	13,600	15,000	15,750	16,537
2241299	Other Supplies & Materials	1,821	318	2,500	14,600	16,380	17,199
	Supplies & Materials	8,116	21,281	62,940	234,800	247,270	259,476

[Head 008] OFFICE OF THE JUDICIAL (SUPREME AND MAGISTRATES COURTS)



ITEM NO.	TITLE OF ITEM	PROVISIONAL EXPENDITURE		APPROVED ESTIMATES	ESTIMATES	PRELIMINARY FORECAST ESTIMATES	PRELIMINARY FORECAST ESTIMATES
		ACTUAL EXPENDITURE	(PROVISIONAL) EXPENDITURE				
		2017/2018 \$	JUL - MAR 2018/2019 \$	2018/2019 \$	2019/2020 \$	2020/2021 \$	2021/2022 \$
22510EE	Services						
2251101	Printing & Duplication Service	0	8,752	19,000	38,000	39,900	41,895
2251102	Advertising & Public Notices	11,597	833	68,000	10,000	16,000	16,000
2251104	Professional Services (Audit, Accounting)	0	0	1,000	1,000	1,050	1,131
2251107	Workshops, Conferences, Seminars, Meetings & Exhibits	6,822	979	11,000	18,000	19,950	20,948
2251108	Tuition, Training, In-service Awards, Subsistence	14,656	0	10,000	10,000	20,000	20,000
2251109	Licensing & Inspection of Vehicles	760	560	4,000	4,590	4,590	4,695
2251110	Postage, Postal Machines & Services	0	0	0	150	158	165
2251115	Consultancy Services	0	0	4,000	4,200	4,410	4,520
2251128	Fees & Other Charges	33,177	4,077	8,121	21,527	22,603	23,510
2251129	Staff Engagement	0	3,295	7,720	15,000	15,750	16,538
2251203	Freight & Express	0	0	0	500	525	525
2251302	Building Maintenance	2,244	1,667	5,000	50,000	73,500	77,175
2251322	Office Furniture Upkeep	0	0	1,000	2,000	2,100	2,205
2251337	Operation of Facilities or Other Services	157,023	108,002	200,000	62,000	264,600	272,318
2251399	Other Contractual Services	0	0	1,000	1,050	1,103	1,131
	Services	226,279	128,165	339,841	238,017	486,239	502,756
22610EE	Minor Capital Repairs						
2261201	Transportation Equipment Upkeep	11,427	2,814	10,000	19,000	22,050	23,152
	Minor Capital Repairs	11,427	2,814	10,000	19,000	22,050	23,152
22710EE	Operational Expenses						
2271001	Operational Expenses	310,982	340,130	600,000	355,560	573,500	577,175
	Operational Expenses	310,982	340,130	600,000	355,560	573,500	577,175
22810EE	Special Financial Transactions						
2281105	VAT Expenses	402	120	1,000	1,000	1,000	1,025
2281151	Judicial Service Commission Operational Expenses	0	475	3,000	3,000	3,150	3,308
	Special Financial Transactions	402	595	4,000	4,000	4,150	4,333
	Use of Goods & Services	692,496	672,193	1,242,881	1,225,377	1,718,409	1,763,002
27000EE	Social Benefits						
27200EE	Social Assistance Benefits						
2721108	Legal Aid	539,640	230,808	600,000	550,000	550,000	600,000
2721109	Victim Care Fund	355,173	20,278	500,000	550,000	550,000	562,500
	Social Assistance Benefits	894,813	251,086	1,100,000	1,100,000	1,100,000	1,162,500
	Social Benefits	894,813	251,086	1,100,000	1,100,000	1,100,000	1,162,500
	OFFICE OF THE JUDICIAL (SUPREME AND MAGISTRATES COURTS) TOTAL EXPENSES	13,286,231	8,982,552	14,494,519	13,802,173	14,577,286	14,821,833

The Accounting Officer for this Head is the REGISTRAR

[Head 009] COURT OF APPEAL



ITEM NO.	TITLE OF ITEM	PROVISIONAL ACTUAL EXPENDITURE	EXPENDITURE (PROVISIONAL)	APPROVED ESTIMATES	ESTIMATES	PRELIMINARY FORECAST ESTIMATES	PRELIMINARY FORECAST ESTIMATES
		2017/2018	JUL - MAR 2018/2019	2018/2019	2019/2020	2020/2021	2021/2022
		\$	\$	\$	\$	\$	\$
PERSONAL EMOLUMENTS							
21110EE	Wages & Salaries (In Cash)						
2111101	Salary-Permanent/Pensionable	1,412,667	986,076	1,172,411	1,257,559	1,305,825	1,533,045
2111102	Salary-Contract Workers	0	0	161,750	139,000	139,000	139,000
	Wages & Salaries (In Cash)	1,412,667	986,076	1,334,161	1,396,559	1,444,825	1,672,045
21120EE	Allowances						
2112102	Overtime - Monthly Employees (General)	0	11,792	3,000	3,000	3,000	3,075
2112103	Housing Allowance	110,583	167,737	311,000	261,000	261,000	261,000
2112104	Scarcity Allowance	21,250	11,333	40,000	30,000	45,000	50,000
2112106	Educational Allowance	0	0	0	20,000	20,000	20,000
2112115	Responsibility Allowance	54,958	45,804	70,000	70,000	80,000	95,000
2112116	Acting Allowance	0	57	8,000	8,000	8,500	9,200
2112133	Official Entertainment Allowance	13,176	2,000	21,000	21,000	25,000	35,000
2112199	Other Allowances	41,174	43,736	105,800	60,000	60,000	60,000
	Allowances	241,141	282,459	558,800	473,000	502,500	533,275
	Personal Emoluments	1,653,808	1,268,535	1,892,961	1,869,559	1,947,325	2,205,320
22000EE	Use of Goods & Services						
22111EE	Domestic Travel & Subsistence						
2211101	Air Transport of Persons Within The Bahamas	0	2,634	4,000	4,000	4,000	4,100
2211110	Subsistence for Travellers Within The Bahamas	0	1,360	10,000	10,000	10,000	10,250
	Domestic Travel & Subsistence	0	3,994	14,000	14,000	14,000	14,350
22112EE	International Travel & Subsistence						
2211201	Air Transport of Persons Outside The Bahamas	0	2,142	8,800	2,000	8,800	9,020
2211210	Subsistence for Travellers Outside The Bahamas	1,440	1,390	20,000	2,000	4,000	4,000
	International Travel & Subsistence	1,440	3,532	28,800	4,000	12,800	13,020
22210EE	Rent						
2221101	Rent - Living Accommodation (General)	61,983	44,050	73,000	50,000	50,000	50,000
	Rent	61,983	44,050	73,000	50,000	50,000	50,000
22410EE	Supplies & Materials						
2241201	Office Supplies & Stationery	0	2,610	4,000	8,000	80,000	8,000
2241205	Food, Ice & Drinking Water	0	2,104	3,200	5,000	5,250	5,513
2241206	Publications	3,826	2,640	4,000	4,000	4,000	4,100
2241211	Cleaning & Toilet Supplies	0	2,087	3,200	8,000	8,000	8,000
2241212	Computer Software Supplies & Solutions	443	342	800	5,000	5,250	5,513
2241213	Clothing & Clothing Supplies	385	164	2,400	3,000	5,250	5,513
2241299	Other Supplies & Materials	4,791	671	1,200	5,000	5,250	5,513

[Head 009] COURT OF APPEAL



ITEM NO.	TITLE OF ITEM	PROVISIONAL EXPENDITURE		APPROVED ESTIMATES	ESTIMATES	PRELIMINARY FORECAST ESTIMATES	PRELIMINARY FORECAST ESTIMATES
		ACTUAL EXPENDITURE	(PROVISIONAL) JUL - MAR				
		2017/2018 \$	2018/2019 \$	2018/2019 \$	2019/2020 \$	2020/2021 \$	2021/2022 \$
	Supplies & Materials	9,445	10,618	18,800	38,000	113,000	42,152
22510EE	Services						
2251101	Printing & Duplication Service	0	6,917	18,000	18,000	18,900	19,845
2251102	Advertising & Public Notices	0	792	1,200	1,200	1,200	1,230
2251107	Workshops, Conferences, Seminars, Meetings & Exhibits	5,804	6,514	15,000	5,000	10,000	10,000
2251108	Tuition, Training, In-service Awards, Subsistence	1,848	0	10,000	1,000	5,000	5,000
2251109	Licensing & Inspection of Vehicles	380	0	2,000	2,000	2,000	2,050
2251110	Postage, Postal Machines & Services	80	430	1,000	1,000	1,000	1,000
2251115	Consultancy Services	69,118	46,519	73,000	73,000	73,000	74,825
2251128	Fees & Other Charges	13,084	10,184	19,317	10,000	10,000	10,000
2251129	Staff Engagement	0	474	1,080	10,000	10,500	11,025
2251201	Local Transportation of Goods	1,589	300	2,000	2,000	2,000	2,050
2251203	Freight & Express	1,692	1,339	3,000	2,000	3,000	3,075
2251302	Building Maintenance	22,144	4,563	20,000	10,000	21,000	22,600
2251317	Emergency Maintenance	734	0	2,000	5,000	5,250	5,513
2251321	Fumigation & Pest Control	1,657	242	2,000	5,000	5,250	5,513
2251337	Operation of Facilities or Other Services	43,455	27,229	37,628	40,000	42,000	44,100
	Services	161,585	105,503	207,225	185,200	210,100	217,826
22610EE	Minor Capital Repairs						
2261201	Transportation Equipment Upkeep	9,237	6,681	11,000	10,000	10,500	11,025
	Minor Capital Repairs	9,237	6,681	11,000	10,000	10,500	11,025
	Use of Goods & Services	243,690	174,378	352,825	301,200	410,400	348,373
27000EE	Social Benefits						
27200EE	Social Assistance Benefits						
2721108	Legal Aid	22,700	29,598	30,000	0	0	0
	Social Assistance Benefits	22,700	29,598	30,000	0	0	0
	Social Benefits	22,700	29,598	30,000	0	0	0
	COURT OF APPEAL TOTAL EXPENSES	1,920,198	1,472,511	2,275,786	2,170,759	2,357,725	2,553,693

The Accounting Officer for this Head is the REGISTRAR

[Head 010] REGISTRAR GENERAL'S DEPARTMENT



ITEM NO.	TITLE OF ITEM	PROVISIONAL EXPENDITURE		APPROVED ESTIMATES	ESTIMATES	PRELIMINARY FORECAST ESTIMATES	PRELIMINARY FORECAST ESTIMATES
		ACTUAL EXPENDITURE	(PROVISIONAL) JUL - MAR				
		2017/2018 \$	2018/2019 \$	2018/2019 \$	2019/2020 \$	2020/2021 \$	2021/2022 \$
PERSONAL EMOLUMENTS							
21110EE	Wages & Salaries (In Cash)						
2111101	Salary-Permanent/Pensionable	2,333,646	1,587,928	1,996,743	1,891,214	2,024,519	2,067,335
2111102	Salary-Contract Workers	44,368	4,825	326,850	215,000	215,000	215,000
	Wages & Salaries (In Cash)	2,378,014	1,592,753	2,323,593	2,106,214	2,239,519	2,282,335
21120EE	Allowances						
2112102	Overtime - Monthly Employees (General)	0	625	3,000	10,000	10,000	10,000
2112112	Transport & Mileage Allowance	10,900	4,000	4,000	4,000	4,100	4,100
2112115	Responsibility Allowance	0	0	3,000	3,000	3,000	3,000
2112116	Acting Allowance	0	880	4,000	4,000	4,000	4,000
2112199	Other Allowances	0	0	6,000	6,000	6,000	6,000
	Allowances	10,900	5,505	20,000	27,000	27,100	27,100
	Personal Emoluments	2,388,914	1,598,258	2,343,593	2,133,214	2,266,619	2,309,435
22000EE	Use of Goods & Services						
22111EE	Domestic Travel & Subsistence						
2211101	Air Transport of Persons Within The Bahamas	0	6,920	12,000	20,900	25,000	25,000
2211110	Subsistence for Travellers Within The Bahamas	6,017	5,548	6,000	14,250	18,000	18,000
	Domestic Travel & Subsistence	6,017	12,468	18,000	35,150	43,000	43,000
22112EE	International Travel & Subsistence						
2211201	Air Transport of Persons Outside The Bahamas	0	2,522	4,800	19,000	20,000	20,000
2211210	Subsistence for Travellers Outside The Bahamas	150	5,481	10,000	14,250	14,500	15,000
	International Travel & Subsistence	150	8,003	14,800	33,250	34,500	35,000
22210EE	Rent						
2221101	Rent - Living Accommodation (General)	10,000	0	0	0	0	0
2221102	Rent - Office	91,560	63,360	96,000	96,000	96,000	96,000
	Rent	101,560	63,360	96,000	96,000	96,000	96,000
22410EE	Supplies & Materials						
2241201	Office Supplies & Stationery	0	10,994	27,200	33,250	40,000	40,000
2241205	Food, Ice & Drinking Water	0	3,899	5,040	9,500	10,500	10,500
2241206	Publications	910	602	880	1,900	2,000	2,000
2241211	Cleaning & Toilet Supplies	0	3,234	6,160	12,350	13,000	13,000
2241212	Computer Software Supplies & Solutions	909	53	1,200	19,008	20,000	20,000
2241299	Other Supplies & Materials	2,269	528	2,400	7,600	7,000	7,000
	Supplies & Materials	4,088	19,310	42,880	83,608	92,500	92,500
22510EE	Services						

[Head 010] REGISTRAR GENERAL'S DEPARTMENT



ITEM NO.	TITLE OF ITEM	PROVISIONAL EXPENDITURE		APPROVED ESTIMATES	ESTIMATES	PRELIMINARY FORECAST ESTIMATES	PRELIMINARY FORECAST ESTIMATES
		ACTUAL EXPENDITURE	(PROVISIONAL) EXPENDITURE				
		2017/2018 \$	JUL - MAR 2018/2019 \$	2018/2019 \$	2019/2020 \$	2020/2021 \$	2021/2022 \$
2251101	Printing & Duplication Service	0	37,878	48,000	55,000	60,000	60,000
2251102	Advertising & Public Notices	14,371	5,833	4,640	7,600	6,000	6,000
2251107	Workshops, Conferences, Seminars, Meetings & Exhibits	6,897	1,422	5,000	14,250	14,500	15,000
2251108	Tuition, Training, In-service Awards, Subsistence	4,707	0	6,000	11,400	12,000	12,050
2251109	Licensing & Inspection of Vehicles	305	585	1,000	1,600	1,600	1,600
2251110	Postage, Postal Machines & Services	0	546	1,000	2,850	3,000	3,000
2251111	Security Services Contract	77,227	67,119	100,000	150,000	150,000	150,000
2251115	Consultancy Services	679,278	447,243	838,000	977,991	1,006,000	1,026,000
2251128	Fees & Other Charges	16,653	9,838	17,000	23,750	24,000	24,500
2251129	Staff Engagement	0	4,204	3,200	7,600	10,700	11,000
2251203	Freight & Express	0	1,840	3,000	4,750	4,000	4,000
2251306	Computers, Business Machines & Related Equipment	2,157	0	2,000	1,900	2,000	2,000
2251308	Maintenance of Communication Equipment	0	0	500	1,900	2,000	2,000
2251335	Sewerage Maintenance Contracts	0	0	2,000	0	0	0
2251339	Janitorial Service Contracts	43,030	19,400	50,000	47,500	50,000	50,000
2251399	Other Contractual Services	2,064	3,498	3,000	19,000	20,000	20,000
	Services	846,689	599,406	1,084,340	1,327,091	1,365,800	1,387,150
22610EE	Minor Capital Repairs						
2261201	Transportation Equipment Upkeep	2,125	1,288	4,000	4,750	5,000	5,000
	Minor Capital Repairs	2,125	1,288	4,000	4,750	5,000	5,000
22810EE	Special Financial Transactions						
2281105	VAT Expenses	263	374	1,000	950	1,000	1,000
	Special Financial Transactions	263	374	1,000	950	1,000	1,000
	Use of Goods & Services	960,892	704,209	1,261,020	1,580,799	1,637,800	1,659,650
27000EE	Social Benefits						
27200EE	Social Assistance Benefits						
2721107	Rental Assistance	2,500	0	0	0	0	0
	Social Assistance Benefits	2,500	0	0	0	0	0
	Social Benefits	2,500	0	0	0	0	0
	REGISTRAR GENERAL'S DEPARTMENT TOTAL EXPENSES	3,352,306	2,302,467	3,604,613	3,714,013	3,904,419	3,969,085

The Accounting Officer for this Head is the REGISTRAR GENERAL

[Head 011] BAHAMAS DEPARTMENT OF CORRECTIONAL SERVICES



ITEM NO.	TITLE OF ITEM	PROVISIONAL EXPENDITURE		APPROVED ESTIMATES	ESTIMATES	PRELIMINARY FORECAST ESTIMATES	PRELIMINARY FORECAST ESTIMATES
		ACTUAL EXPENDITURE	(PROVISIONAL) EXPENDITURE				
		2017/2018 \$	JUL - MAR 2018/2019 \$	2018/2019 \$	2019/2020 \$	2020/2021 \$	2021/2022 \$
PERSONAL EMOLUMENTS							
21110EE	Wages & Salaries (In Cash)						
2111101	Salary-Permanent/Pensionable	21,554,817	16,060,504	19,355,548	22,323,763	23,238,763	24,038,763
2111102	Salary-Contract Workers	40,248	32,003	181,000	181,000	192,000	192,000
2111103	Global Provision - New Appts - Monthly Employees	0	241,839	1,000,000	500,000	1,000,000	1,000,000
	Wages & Salaries (In Cash)	21,595,065	16,334,346	20,536,548	23,004,763	24,430,763	25,230,763
21120EE	Allowances						
2112102	Overtime - Monthly Employees (General)	0	0	2,520	2,520	2,520	2,583
2112105	Risk & Hazard Allowance	33,955	31,239	70,000	70,000	70,000	71,750
2112115	Responsibility Allowance	0	3,685	9,000	9,000	9,000	9,225
2112116	Acting Allowance	750	0	3,800	3,800	3,800	3,895
2112132	Uniform Allowance	1,605,144	1,253,347	1,741,240	1,741,240	2,021,240	2,461,240
2112199	Other Allowances	3,000	0	7,500	7,500	7,500	7,688
	Allowances	1,642,849	1,288,271	1,834,060	1,834,060	2,114,060	2,556,381
	Personal Emoluments	23,237,914	17,622,617	22,370,608	24,838,823	26,544,823	27,787,144
22000EE	Use of Goods & Services						
22111EE	Domestic Travel & Subsistence						
2211101	Air Transport of Persons Within The Bahamas	0	486	6,400	6,400	7,681	8,449
2211106	Detainees & Prisoners Travel	0	64,744	100,000	100,000	125,000	130,000
2211110	Subsistence for Travellers Within The Bahamas	0	1,048	5,000	5,000	6,500	8,000
	Domestic Travel & Subsistence	0	66,278	111,400	111,400	139,181	146,449
22112EE	International Travel & Subsistence						
2211201	Air Transport of Persons Outside The Bahamas	0	0	4,000	5,600	7,000	10,000
2211210	Subsistence for Travellers Outside The Bahamas	0	14,687	4,000	5,000	7,000	9,000
	International Travel & Subsistence	0	14,687	8,000	10,600	14,000	19,000
22310EE	Utilities & Communication						
2231199	Other Communication & Cable Service	0	0	1,000	1,000	2,000	5,000
	Utilities & Communication	0	0	1,000	1,000	2,000	5,000
22410EE	Supplies & Materials						
2241103	Propane Gas	0	39,706	40,800	41,000	49,000	52,000
2241104	Oil & Lubricants	0	860	2,040	2,040	3,000	3,650
2241199	Other Fuel & Gasses	304	478	1,000	1,000	2,000	2,500
2241201	Office Supplies & Stationery	0	12,079	19,040	19,040	21,350	22,506
2241202	Small Equipment & Tools	14,373	10,619	16,500	16,500	17,235	20,150
2241203	Drugs & Vaccines	6,038	3,867	15,000	12,720	15,000	18,254
2241204	Medical & Surgical Supplies	53,954	16,158	58,480	38,480	40,235	41,250

[Head 011] BAHAMAS DEPARTMENT OF CORRECTIONAL SERVICES



ITEM NO.	TITLE OF ITEM	PROVISIONAL EXPENDITURE		APPROVED ESTIMATES	ESTIMATES	PRELIMINARY FORECAST ESTIMATES	PRELIMINARY FORECAST ESTIMATES
		ACTUAL EXPENDITURE	(PROVISIONAL) JUL - MAR				
		2017/2018 \$	2018/2019 \$	2018/2019 \$	2019/2020 \$	2020/2021 \$	2021/2022 \$
2241205	Food, Ice & Drinking Water	32,402	1,198,702	1,968,000	1,968,000	1,968,000	2,029,700
2241206	Publications	2,176	134	1,428	3,708	4,000	4,096
2241211	Cleaning & Toilet Supplies	0	107,998	156,400	156,400	235,000	300,000
2241212	Computer Software Supplies & Solutions	7,104	106,508	75,000	75,000	75,000	80,000
2241213	Clothing & Clothing Supplies	1,765	9,953	39,200	39,200	100,000	110,000
2241214	Food (For Animals)	0	13,836	21,760	21,760	23,650	25,000
2241215	Electrical Supplies & Parts	12,417	10,820	17,000	17,000	19,235	21,589
2241216	Supplies - Prisoners	70,298	76,475	116,100	116,100	118,023	120,365
2241217	Construction Materials & Parts	26,786	21,133	32,700	32,700	40,320	45,236
2241219	Uniform Supplies	132,254	216,379	300,000	300,000	400,000	500,000
2241220	Educational Supplies	631	0	1,000	1,000	3,000	4,000
2241299	Other Supplies & Materials	124,288	79,121	151,200	151,200	159,320	163,200
	Supplies & Materials	484,790	1,924,826	3,032,648	3,012,848	3,293,368	3,563,496
22510EE	Services						
2251101	Printing & Duplication Service	0	2,392	6,000	8,000	9,000	10,000
2251102	Advertising & Public Notices	0	590	1,360	2,000	3,000	4,000
2251107	Workshops, Conferences, Seminars, Meetings & Exhibits	0	0	2,000	8,000	15,000	20,000
2251108	Tuition, Training, In-service Awards, Subsistence	4,800	45,875	7,000	10,000	25,000	50,000
2251109	Licensing & Inspection of Vehicles	11,265	585	15,000	16,500	18,000	18,000
2251128	Fees & Other Charges	24,047	24,378	27,500	27,500	30,120	33,201
2251129	Staff Engagement	0	12,747	29,560	30,000	45,000	55,000
2251203	Freight & Express	1,889	3,420	4,000	5,013	8,000	12,000
2251302	Building Maintenance	304,249	120,062	337,000	400,000	400,000	450,000
2251303	Equipment Maintenance	198,501	62,866	321,000	6,000	8,000	10,000
2251307	Maintenance of Generators, A/C & Other Machinery	21,119	14,415	22,000	22,000	25,000	30,000
2251308	Maintenance of Communication Equipment	12,758	2,489	5,000	10,000	10,000	12,000
2251310	Grounds Maintenance	112	0	5,000	10,000	10,000	10,000
2251321	Fumigation & Pest Control	12,180	11,686	15,802	15,802	20,000	20,000
2251322	Office Furniture Upkeep	20,324	35,445	40,000	20,000	20,000	25,000
2251330	Upkeep & Maintenance of Instruments & Apparatus	85,723	11,835	51,000	13,280	15,000	20,000
2251335	Sewerage Maintenance Contracts	16,394	15,715	24,495	24,495	24,495	25,107
2251336	Sanitact Maintenance Contract	24,241	23,394	28,068	28,068	28,068	28,770
2251337	Operation of Facilities or Other Services	46,229	63,309	124,957	124,957	124,957	128,081
2251399	Other Contractual Services	4,271	6,594	10,000	10,000	10,000	10,250
	Services	788,102	457,797	1,076,742	791,615	848,640	971,409
22610EE	Minor Capital Repairs						
2261201	Transportation Equipment Upkeep	35,251	28,464	46,000	46,000	50,000	55,000
	Minor Capital Repairs	35,251	28,464	46,000	46,000	50,000	55,000
22810EE	Special Financial Transactions						
2281105	VAT Expenses	839	8,550	20,000	20,000	20,000	20,500
2281179	Funeral Expenses	1,800	900	2,700	2,700	2,700	2,768

[Head 011] BAHAMAS DEPARTMENT OF CORRECTIONAL SERVICES



ITEM NO.	TITLE OF ITEM	PROVISIONAL EXPENDITURE		APPROVED ESTIMATES	ESTIMATES	PRELIMINARY FORECAST ESTIMATES	PRELIMINARY FORECAST ESTIMATES
		ACTUAL EXPENDITURE	(PROVISIONAL)				
		2017/2018 \$	JUL - MAR 2018/2019 \$				
2281194	License Plate Programme	0	0	0	80,280	80,280	80,280
	Special Financial Transactions	2,639	9,450	22,700	102,980	102,980	103,548
	Use of Goods & Services	1,310,782	2,501,502	4,298,490	4,076,443	4,450,169	4,863,902
27000EE	Social Benefits						
27200EE	Social Assistance Benefits						
2721111	Subsistence\Support of Persons Contract	3,900	0	7,000	7,000	7,000	7,175
	Social Assistance Benefits	3,900	0	7,000	7,000	7,000	7,175
	Social Benefits	3,900	0	7,000	7,000	7,000	7,175
	BAHAMAS DEPARTMENT OF CORRECTIONAL SERVICES TOTAL EXPENSES	24,552,596	20,124,119	26,676,098	28,922,266	31,001,992	32,658,221

The Accounting Officer for this Head is the COMMISSIONER

[Head 012] PARLIAMENTARY REGISTRATION DEPARTMENT



ITEM NO.	TITLE OF ITEM	PROVISIONAL EXPENDITURE		APPROVED ESTIMATES	ESTIMATES	PRELIMINARY FORECAST	PRELIMINARY FORECAST
		ACTUAL EXPENDITURE	(PROVISIONAL)			ESTIMATES	ESTIMATES
		2017/2018 \$	JUL - MAR 2018/2019 \$	2018/2019 \$	2019/2020 \$	2020/2021 \$	2021/2022 \$
PERSONAL EMOLUMENTS							
21110EE	Wages & Salaries (In Cash)						
2111101	Salary-Permanent/Pensionable	558,481	391,465	554,750	500,000	500,000	500,000
2111102	Salary-Contract Workers	90,169	0	40,150	0	0	0
	Wages & Salaries (In Cash)	648,650	391,465	594,900	500,000	500,000	500,000
21120EE	Allowances						
2112101	Honoraria	0	0	6,000	3,000	3,000	3,000
2112102	Overtime - Monthly Employees (General)	0	0	20,000	3,000	3,000	3,000
2112115	Responsibility Allowance	4,500	4,500	8,000	6,500	6,500	6,500
2112116	Acting Allowance	0	0	2,000	1,000	1,000	1,000
	Allowances	4,500	4,500	36,000	13,500	13,500	13,500
	Personal Emoluments	653,150	395,965	630,900	513,500	513,500	513,500
22000EE	Use of Goods & Services						
22111EE	Domestic Travel & Subsistence						
2211101	Air Transport of Persons Within The Bahamas	0	1,183	5,000	4,000	4,000	4,000
2211103	Mileage Within The Bahamas	0	0	1,000	1,000	1,000	1,025
2211110	Subsistence for Travellers Within The Bahamas	0	1,415	5,000	4,500	4,500	4,500
	Domestic Travel & Subsistence	0	2,598	11,000	9,500	9,500	9,525
22112EE	International Travel & Subsistence						
2211201	Air Transport of Persons Outside The Bahamas	0	0	5,000	5,000	5,000	5,125
2211210	Subsistence for Travellers Outside The Bahamas	210	360	7,000	6,000	6,000	6,000
	International Travel & Subsistence	210	360	12,000	11,000	11,000	11,125
22410EE	Supplies & Materials						
2241201	Office Supplies & Stationery	0	834	2,400	4,600	4,600	4,600
2241205	Food, Ice & Drinking Water	0	875	1,600	2,500	2,500	2,500
2241206	Publications	1,571	1,192	2,280	2,780	2,780	2,780
2241211	Cleaning & Toilet Supplies	0	1,333	2,400	4,000	4,000	4,000
2241212	Computer Software Supplies & Solutions	0	432	4,000	3,320	3,320	3,320
2241299	Other Supplies & Materials	3,864	1,366	2,400	2,900	2,900	2,960
	Supplies & Materials	5,435	6,032	15,080	20,100	20,100	20,160
22510EE	Services						
2251101	Printing & Duplication Service	0	0	800	800	800	820
2251102	Advertising & Public Notices	650	0	4,000	4,000	4,000	4,100
2251107	Workshops, Conferences, Seminars, Meetings & Exhibits	143	1,003	5,220	4,000	4,000	4,000
2251108	Tuition, Training, In-service Awards, Subsistence	0	0	5,000	4,500	4,500	4,500
2251109	Licencing & Inspection of Vehicles	975	585	2,000	1,950	1,950	1,950

[Head 012] PARLIAMENTARY REGISTRATION DEPARTMENT



ITEM NO.	TITLE OF ITEM	PROVISIONAL	EXPENDITURE	APPROVED ESTIMATES	ESTIMATES	PRELIMINARY	PRELIMINARY
		ACTUAL EXPENDITURE	(PROVISIONAL)			FORECAST ESTIMATES	FORECAST ESTIMATES
		2017/2018	JUL - MAR 2018/2019	2018/2019	2019/2020	2020/2021	2021/2022
		\$	\$	\$	\$	\$	\$
2251110	Postage, Postal Machines & Services	0	30	100	100	100	103
2251118	Election Expenses	437,720	48,898	720,000	677,000	1,177,000	2,177,000
2251129	Staff Engagement	0	100	600	600	600	600
2251337	Operation of Facilities or Other Services	49,666	21,495	30,000	17,000	17,000	17,000
	Services	489,154	72,111	767,720	709,950	1,209,950	2,210,073
22610EE	Minor Capital Repairs						
2261201	Transportation Equipment Upkeep	1,795	473	6,000	3,000	3,000	3,000
	Minor Capital Repairs	1,795	473	6,000	3,000	3,000	3,000
	Use of Goods & Services	496,594	81,574	811,800	753,550	1,253,550	2,253,883
	PARLIAMENTARY REGISTRATION DEPARTMENT TOTAL EXPENSES	1,149,744	477,539	1,442,700	1,267,050	1,767,050	2,767,383

The Accounting Officer for this Head is the PARLIAMENTARY COMMISSIONER

[Head 013] MINISTRY OF FOREIGN AFFAIRS



ITEM NO.	TITLE OF ITEM	PROVISIONAL ACTUAL EXPENDITURE	EXPENDITURE (PROVISIONAL)	APPROVED ESTIMATES	ESTIMATES	PRELIMINARY FORECAST ESTIMATES	PRELIMINARY FORECAST ESTIMATES
		2017/2018	JUL - MAR 2018/2019	2018/2019	2019/2020	2020/2021	2021/2022
		\$	\$	\$	\$	\$	\$
PERSONAL EMOLUMENTS							
21110EE	Wages & Salaries (In Cash)						
2111101	Salary-Permanent/Pensionable	7,520,022	5,134,312	8,393,557	5,974,563	6,019,025	6,049,888
2111102	Salary-Contract Workers	93,706	152,558	1,250,000	1,646,150	1,700,000	1,750,000
2111201	Regular Weekly Wages	2,536,809	1,939,281	2,669,648	3,242,781	3,542,781	3,842,781
	Wages & Salaries (In Cash)	10,150,537	7,226,151	12,313,205	10,863,494	11,261,806	11,642,669
21120EE	Allowances						
2112101	Honoraria	105,000	0	240,000	140,000	145,000	150,000
2112102	Overtime - Monthly Employees (General)	0	2,788	5,000	17,000	20,000	20,500
2112106	Educational Allowance	355,608	141,110	600,000	320,000	330,000	334,950
2112112	Transport & Mileage Allowance	195,883	148,472	236,000	236,000	236,000	241,900
2112113	Foreign Service Grants/Allowances (Home Leave)	2,653,151	1,876,190	3,050,000	1,285,144	1,550,200	1,588,955
2112114	Duty Allowance	5,000	3,750	6,000	6,000	6,000	6,150
2112115	Responsibility Allowance	47,575	41,250	46,000	46,000	46,000	47,150
2112116	Acting Allowance	14,870	6,392	18,100	18,100	18,100	18,553
2112117	Hardship Allowance	5,530	4,025	15,000	15,000	15,000	15,375
2112122	Clothing Allowance	27,460	0	12,500	12,500	12,500	12,813
2112129	Home Leave Allowance	18,158	5,744	50,000	50,000	50,000	51,250
2112130	Language Allowance	6,125	8,893	13,800	13,800	13,800	14,145
2112133	Official Entertainment Allowance	812	4,846	15,000	5,000	5,100	5,500
2112199	Other Allowances	6,738	8,310	15,000	5,000	5,000	5,125
	Allowances	3,441,910	2,251,770	4,322,400	2,169,544	2,452,700	2,512,366
	Personal Emoluments	13,592,447	9,477,921	16,635,605	13,033,038	13,714,506	14,155,035
22000EE	Use of Goods & Services						
22111EE	Domestic Travel & Subsistence						
2211101	Air Transport of Persons Within The Bahamas	0	5,240	4,000	9,500	10,000	10,250
2211110	Subsistence for Travellers Within The Bahamas	12,319	23,865	15,000	28,500	30,000	30,750
	Domestic Travel & Subsistence	12,319	29,105	19,000	38,000	40,000	41,000
22112EE	International Travel & Subsistence						
2211201	Air Transport of Persons Outside The Bahamas	0	129,949	50,000	95,000	105,000	110,000
2211210	Subsistence for Travellers Outside The Bahamas	39,453	75,956	50,000	71,250	85,000	95,000
	International Travel & Subsistence	39,453	205,905	100,000	166,250	190,000	205,000
22210EE	Rent						
2221101	Rent - Living Accommodation (General)	2,849,819	2,028,112	3,200,000	4,150,000	4,160,000	4,222,400
2221102	Rent - Office	579,030	986,780	1,425,000	1,500,966	1,700,000	1,725,500
	Rent	3,428,849	3,014,892	4,625,000	5,650,966	5,860,000	5,947,900

[Head 013] MINISTRY OF FOREIGN AFFAIRS



ITEM NO.	TITLE OF ITEM	PROVISIONAL EXPENDITURE		APPROVED ESTIMATES	ESTIMATES	PRELIMINARY FORECAST ESTIMATES	PRELIMINARY FORECAST ESTIMATES
		ACTUAL EXPENDITURE	(PROVISIONAL) JUL - MAR				
		2017/2018 \$	2018/2019 \$				
22410EE	Supplies & Materials						
2241201	Office Supplies & Stationery	0	17,900	40,000	38,000	40,000	41,000
2241205	Food, Ice & Drinking Water	0	6,457	12,000	11,400	12,000	12,300
2241206	Publications	6,018	3,137	12,000	11,400	12,000	12,300
2241211	Cleaning & Toilet Supplies	0	5,162	20,000	14,250	14,250	15,000
2241212	Computer Software Supplies & Solutions	1,560	391	12,000	6,650	12,000	12,300
2241299	Other Supplies & Materials	16,980	7,137	8,800	8,360	8,800	9,020
	Supplies & Materials	24,558	40,184	104,800	90,060	99,050	101,920
22510EE	Services						
2251101	Printing & Duplication Service	0	15,408	30,000	23,750	25,000	26,500
2251102	Advertising & Public Notices	67	0	4,500	4,275	4,500	4,613
2251107	Workshops, Conferences, Seminars, Meetings & Exhibits	99,290	26,354	205,000	311,636	400,000	410,000
2251108	Tuition, Training, In-service Awards, Subsistence	2,368	3,755	8,000	7,600	7,600	7,600
2251109	Licensing & Inspection of Vehicles	195	195	2,500	5,000	5,500	6,000
2251111	Security Services Contract	3,391	4,281	30,000	30,000	50,000	60,000
2251115	Consultancy Services	17,500	1,900	50,000	50,000	65,000	75,000
2251128	Fees & Other Charges	131,964	32,996	25,000	19,000	25,000	35,000
2251129	Staff Engagement	0	9,230	8,720	8,284	8,720	8,938
2251203	Freight & Express	17,025	21,062	30,000	28,500	35,000	35,875
2251302	Building Maintenance	42,174	8,666	15,000	14,250	15,000	15,375
2251306	Computers, Business Machines & Related Equipment	97	0	2,500	2,375	2,500	2,563
2251307	Maintenance of Generators, A/C & Other Machinery	16,139	7,995	20,000	9,500	10,000	12,000
2251310	Grounds Maintenance	0	0	2,000	1,900	2,000	2,050
2251322	Office Furniture Upkeep	590	4,243	2,000	2,375	2,500	2,563
2251325	Maintenance - Fire Prevention/Protection Equipment	715	819	2,000	1,900	2,000	2,050
2251330	Upkeep & Maintenance of Instruments & Apparatus	0	289	2,500	2,375	2,500	2,563
2251339	Janitorial Service Contracts	13,417	12,243	29,200	27,740	29,200	29,930
2251399	Other Contractual Services	3,122	1,600	5,000	4,750	5,000	5,125
	Services	348,054	151,036	473,920	555,210	697,020	743,745
22610EE	Minor Capital Repairs						
2261201	Transportation Equipment Upkeep	7,123	5,258	15,000	14,250	15,000	15,375
	Minor Capital Repairs	7,123	5,258	15,000	14,250	15,000	15,375
22710EE	Operational Expenses						
2271001	Operational Expenses	4,448,707	3,494,877	4,660,000	5,550,000	5,762,000	5,890,050
	Operational Expenses	4,448,707	3,494,877	4,660,000	5,550,000	5,762,000	5,890,050
22810EE	Special Financial Transactions						
2281105	VAT Expenses	880	429	1,000	950	1,000	1,025
	Special Financial Transactions	880	429	1,000	950	1,000	1,025
22910EE	Other						

[Head 013] MINISTRY OF FOREIGN AFFAIRS



ITEM NO.	TITLE OF ITEM	PROVISIONAL EXPENDITURE		APPROVED ESTIMATES	ESTIMATES	PRELIMINARY FORECAST ESTIMATES	PRELIMINARY FORECAST ESTIMATES
		ACTUAL EXPENDITURE	(PROVISIONAL)				
		2017/2018 \$	JUL - MAR 2018/2019 \$				
2291011	Establishment of Offices	727,062	366,724	680,000	0	0	0
	Other	727,062	366,724	680,000	0	0	0
	Use of Goods & Services	9,037,005	7,308,410	10,678,720	12,065,686	12,664,070	12,946,015
26000EE	Grants						
26200EE	Grants to International Organizations						
2621105	Caribbean Regional Drug Testing Lab	19,167	0	19,200	19,200	19,200	19,680
2621106	Caribbean Regional Secretariat (CARICOM)	1,850,779	1,604,370	1,850,780	2,185,499	2,185,499	2,240,616
2621107	Caribbean Agriculture Research and Development	187,778	0	188,000	188,000	188,000	192,700
2621108	Caribbean Centre For Development Administration	12,000	12,000	12,000	12,000	12,000	12,300
2621110	Caribbean Environment Health Institute	42,179	0	42,200	42,200	42,200	43,255
2621111	Caribbean Emergency Disaster Preparedness	71,300	71,300	71,300	106,982	106,982	109,657
2621112	Caribbean Export Development Agency (CEDA)	85,000	85,000	85,000	85,000	85,000	87,125
2621114	Association of Caribbean States (ACS)	0	40,000	40,000	40,000	40,000	41,000
2621115	Caribbean Regional Fisheries Mechanism	94,159	94,129	107,626	107,626	107,626	110,317
2621116	Caribbean Knowledge and Learning Network	0	0	100,300	100,300	100,300	102,808
2621117	Caribbean Accred Authority for Education & Medicine	0	17,350	17,350	17,350	17,350	17,784
2621118	CARICOM Regional Org. for Standards & Quality	58,720	58,720	58,720	58,720	58,720	59,727
2621119	CARICOM Implementation Agency for Crime & Security	998,000	998,000	998,000	998,000	998,000	1,022,950
2621120	Commonwealth Secretariat	168,436	156,432	184,000	184,000	184,000	188,600
2621121	Commonwealth Parliamentary Association	53,197	0	71,900	71,900	71,900	73,698
2621122	Commonwealth Fund For Technical Co-operation (CFTC)	179,542	169,174	304,800	304,800	304,800	312,420
2621124	Commonwealth Agriculture Bureau	13,039	0	7,900	7,900	7,900	8,098
2621125	Commonwealth/Caribbean Medical Research Council	31,669	0	31,700	31,700	31,700	32,493
2621126	Customs Co-operation Council	27,000	0	27,000	27,000	27,000	27,675
2621129	Commonwealth Foundation	0	0	31,000	31,000	31,000	31,775
2621132	Commonwealth Youth Programme	31,821	29,407	31,000	31,000	31,000	31,775
2621133	ACP Common Market	126,975	135,224	145,000	145,000	145,000	148,625
2621134	Commonwealth Association of Tax Administration (CATA)	0	0	4,800	4,800	4,800	4,920
2621135	Commonwealth of Learning	60,000	60,000	60,000	60,000	60,000	61,500
2621139	Commonwealth Partnership for Technology Management	5,600	0	5,600	5,600	5,600	5,740
2621141	Commonwealth Local Government Forum (CLGF)	0	0	3,500	3,500	3,500	3,588
2621142	Endowment Fund. Commonwealth Scholarship	0	0	35,000	35,000	35,000	35,875
2621143	CICTE	0	0	1,000	1,000	1,000	1,025
2621144	Young Americas Business Trust	5,000	5,000	5,000	5,000	5,000	5,125
2621145	World Organization for Animals	23,000	0	23,000	23,000	23,000	23,575
2621146	Office of Trade Negotiator	139,639	140,000	140,000	140,000	140,000	143,500
2621147	International Organization for Migration	7,814	0	9,000	9,000	9,000	9,225
2621148	Comprehensive Test Band Treaty	9,758	15,670	22,000	22,000	22,000	22,550
2621149	World Health Organization	68,564	75,100	75,100	75,100	75,100	76,978
2621150	World Intellectual Property Organization	2,849	2,851	3,100	3,100	3,100	3,178
2621151	World Met. Org. & Vol. Coop Programme	0	0	19,200	19,200	19,200	19,680

[Head 013] MINISTRY OF FOREIGN AFFAIRS



ITEM NO.	TITLE OF ITEM	PROVISIONAL ACTUAL EXPENDITURE	EXPENDITURE (PROVISIONAL)	APPROVED ESTIMATES	ESTIMATES	PRELIMINARY FORECAST ESTIMATES	PRELIMINARY FORECAST ESTIMATES
		2017/2018	JUL - MAR 2018/2019	2018/2019	2019/2020	2020/2021	2021/2022
		\$	\$	\$	\$	\$	\$
2621152	International Civil Aviation Organization	46,959	0	36,720	36,720	36,720	37,638
2621153	International Committee of The Red Cross	31,152	0	35,000	35,000	35,000	35,875
2621154	Int'l. Criminal Police Organization (INTERPOL)	115,611	101,000	101,000	101,000	101,000	103,525
2621155	Organization of American States (OAS)	59,264	74,264	126,100	126,100	126,100	129,253
2621156	Food & Agricultural Organization (FAO)	0	69,000	82,000	82,000	82,000	84,050
2621157	Pan Am Sanitary Bureau	0	79,700	79,700	79,700	79,700	81,693
2621158	United Nations	399,896	490,000	490,000	490,000	490,000	502,250
2621159	UN Children's Fund (UNICEF)	0	0	2,200	2,200	2,200	2,255
2621160	UN Development Programme (UNDP)	0	0	10,000	10,000	10,000	10,250
2621161	UN Education/Scientific/Cultural Org.(UNESCO)	105,510	0	62,000	62,000	62,000	63,550
2621163	UN Environmental Programme (UNEP)	1,191	12,791	16,000	16,000	16,000	16,400
2621164	UN Fund-Drug Abuse Control (UNFDAC)	0	0	12,000	12,000	12,000	12,300
2621165	UN Industrial Development Organization (UNIDO)	23,200	0	23,200	23,200	23,200	23,780
2621166	UN Fund - Population Activities (UNFPA)	1,000	0	1,000	1,000	1,000	1,025
2621167	UNDRO	0	0	3,000	3,000	3,000	3,075
2621168	Universal Postal Union	0	0	52,000	52,000	52,000	53,300
2621172	OPANAL	4,000	4,000	4,000	4,000	4,000	4,100
2621178	World Tourism Organization	0	0	53,000	53,000	53,000	54,325
2621179	Inter-American Institute on Agriculture	20,800	20,800	23,410	23,410	23,410	23,995
2621180	The Latin American Economic System (SELA)	0	0	40,000	40,000	40,000	41,000
2621182	Regional Negotiating Machinery	0	0	240,000	240,000	240,000	246,000
2621184	United Nations Peace Keeping Operations	1,200,000	1,200,000	1,200,000	1,200,000	1,200,000	1,230,000
2621185	UN High Commission For Refugees	0	0	4,000	4,000	4,000	4,100
2621186	UN Gender Equality and Empowerment of Women	5,000	5,000	5,000	5,000	5,000	5,125
2621187	Office of the UN High Commissioner for Human Rights	0	0	2,000	2,000	2,000	2,050
2621188	Association for Caribbean Commissioner of Police	6,000	6,000	6,000	6,000	6,000	6,150
2621190	International Labour Organization (ILO)	41,334	50,052	70,000	70,000	70,000	71,750
2621192	Contribution to International Organizations	742,468	625,837	200,000	200,000	200,000	205,000
2621194	Caribbean Epidemiology Centre (PAHO)	122,850	0	122,850	122,850	122,850	125,921
2621195	Caribbean Food & Nutrition Institute	19,379	0	19,400	19,400	19,400	19,885
2621196	Caribbean Public Health Agency	0	0	235,300	235,300	235,300	241,183
	Grants to International Organizations	7,318,599	6,508,171	8,187,956	8,558,357	8,558,357	8,772,340
	Grants	7,318,599	6,508,171	8,187,956	8,558,357	8,558,357	8,772,340
27000EE	Social Benefits						
27200EE	Social Assistance Benefits						
2721109	Victim Care Fund	2,252	0	4,500	4,500	4,500	4,613
	Social Assistance Benefits	2,252	0	4,500	4,500	4,500	4,613
	Social Benefits	2,252	0	4,500	4,500	4,500	4,613

[Head 013] MINISTRY OF FOREIGN AFFAIRS



ITEM NO.	TITLE OF ITEM	PROVISIONAL EXPENDITURE		APPROVED ESTIMATES	ESTIMATES	PRELIMINARY FORECAST	PRELIMINARY FORECAST
		ACTUAL EXPENDITURE	(PROVISIONAL) EXPENDITURE			ESTIMATES	ESTIMATES
		2017/2018 \$	JUL - MAR 2018/2019 \$	2018/2019 \$	2019/2020 \$	2020/2021 \$	2021/2022 \$
28000EE	Other Payments						
28200EE	Transfers N.E.C.						
2821614	Other Grants	0	0	32,820	32,820	32,820	33,641
	Transfers N.E.C.	0	0	32,820	32,820	32,820	33,641
	OTHER CHARGES	0	0	32,820	32,820	32,820	33,641
	MINISTRY OF FOREIGN AFFAIRS TOTAL EXPENSES	29,950,303	23,294,502	35,539,601	33,694,401	34,974,253	35,911,644

The Accounting Officer for this Head is the PERMANENT SECRETARY

[Head 014] OFFICE OF THE PRIME MINISTER



ITEM NO.	TITLE OF ITEM	PROVISIONAL ACTUAL EXPENDITURE	EXPENDITURE (PROVISIONAL)	APPROVED ESTIMATES	ESTIMATES	PRELIMINARY FORECAST ESTIMATES	PRELIMINARY FORECAST ESTIMATES
		2017/2018	JUL - MAR 2018/2019	2018/2019	2019/2020	2020/2021	2021/2022
		\$	\$	\$	\$	\$	\$
PERSONAL EMOLUMENTS							
21110EE	Wages & Salaries (In Cash)						
2111101	Salary-Permanent/Pensionable	2,203,847	1,239,997	1,406,832	1,456,538	1,471,882	1,486,926
2111102	Salary-Contract Workers	842,485	656,977	1,090,950	758,950	758,950	758,950
	Wages & Salaries (In Cash)	3,046,332	1,896,974	2,497,782	2,215,488	2,230,832	2,245,876
21120EE	Allowances						
2112101	Honoraria	5,000	3,750	9,200	9,200	9,200	9,200
2112102	Overtime - Monthly Employees (General)	0	6,420	11,722	20,000	20,000	20,000
2112103	Housing Allowance	0	31,500	42,000	56,400	56,400	56,400
2112104	Scarcity Allowance	10,000	1,750	10,000	10,000	10,000	10,000
2112112	Transport & Mileage Allowance	6,650	3,800	9,600	15,600	15,600	15,600
2112114	Duty Allowance	32,167	23,250	36,000	36,000	36,000	36,000
2112115	Responsibility Allowance	43,000	18,842	45,000	52,000	52,000	52,000
2112116	Acting Allowance	0	0	10,000	10,800	10,800	10,800
2112122	Clothing Allowance	0	0	3,000	3,000	3,000	3,000
2112125	Disturbance Allowance/Geographical	0	1,780	0	3,600	3,600	3,600
2112199	Other Allowances	0	329	6,000	6,000	6,000	6,000
	Allowances	96,817	91,421	182,522	222,600	222,600	222,600
	Personal Emoluments	3,143,149	1,988,395	2,680,304	2,438,088	2,453,432	2,468,476
22000EE	Use of Goods & Services						
22111EE	Domestic Travel & Subsistence						
2211101	Air Transport of Persons Within The Bahamas	0	96,328	24,000	200,973	211,550	211,550
2211110	Subsistence for Travellers Within The Bahamas	25,093	40,088	50,000	55,765	58,700	58,700
	Domestic Travel & Subsistence	25,093	136,416	74,000	256,738	270,250	270,250
22112EE	International Travel & Subsistence						
2211201	Air Transport of Persons Outside The Bahamas	0	48,274	150,000	202,350	213,000	213,000
2211210	Subsistence for Travellers Outside The Bahamas	104,213	62,085	200,000	199,500	210,000	210,000
	International Travel & Subsistence	104,213	110,359	350,000	401,850	423,000	423,000
22210EE	Rent						
2221101	Rent - Living Accommodation (General)	0	13,450	0	0	0	0
	Rent	0	13,450	0	0	0	0
22410EE	Supplies & Materials						
2241201	Office Supplies & Stationery	0	4,951	8,000	72,820	74,100	74,100
2241204	Medical & Surgical Supplies	799	298	800	800	1,000	1,000
2241205	Food, Ice & Drinking Water	0	6,093	10,400	115,330	121,400	121,400
2241206	Publications	20,233	9,835	6,400	28,500	30,000	30,000

[Head 014] OFFICE OF THE PRIME MINISTER



ITEM NO.	TITLE OF ITEM	PROVISIONAL ACTUAL EXPENDITURE	EXPENDITURE (PROVISIONAL)	APPROVED ESTIMATES	ESTIMATES	PRELIMINARY FORECAST ESTIMATES	PRELIMINARY FORECAST ESTIMATES
		2017/2018	JUL - MAR 2018/2019	2018/2019	2019/2020	2020/2021	2021/2022
		\$	\$	\$	\$	\$	\$
2241211	Cleaning & Toilet Supplies	0	4,721	6,400	34,580	36,700	36,700
2241212	Computer Software Supplies & Solutions	2,260	6,185	9,760	9,272	9,760	9,760
2241213	Clothing & Clothing Supplies	3,024	0	1,200	77,425	81,500	81,500
2241299	Other Supplies & Materials	14,703	10,719	30,600	1,028,500	1,029,500	1,029,500
	Supplies & Materials	41,019	42,802	73,560	1,367,227	1,383,960	1,383,960
22510EE	Services						
2251101	Printing & Duplication Service	0	2,218	3,000	242,250	255,000	255,000
2251102	Advertising & Public Notices	21,700	359,615	3,710,000	3,671,750	3,555,000	3,555,000
2251103	Marketing & Promotion	0	238,442	500,000	475,000	550,000	550,000
2251107	Workshops, Conferences, Seminars, Meetings & Exhibits	186	3,184	6,000	283,100	759,000	759,000
2251108	Tuition, Training, In-service Awards, Subsistence	0	400	26,500	25,175	26,500	26,500
2251109	Licencing & Inspection of Vehicles	0	210	8,000	9,000	8,000	8,000
2251115	Consultancy Services	0	30,000	120,000	520,000	520,000	520,000
2251128	Fees & Other Charges	23,531	17,884	40,000	233,000	240,000	240,000
2251129	Staff Engagement	0	660	2,000	1,900	2,000	2,000
2251203	Freight & Express	894	807	3,000	2,850	3,000	3,000
2251302	Building Maintenance	5,238	2,251	17,000	16,150	17,000	17,000
2251306	Computers, Business Machines & Related Equipment	6,000	2,804	10,000	9,500	10,000	10,000
2251337	Operation of Facilities or Other Services	0	0	0	2,109,000	1,220,000	1,220,000
	Services	57,549	658,475	4,445,500	7,598,675	7,165,500	7,165,500
22610EE	Minor Capital Repairs						
2261201	Transportation Equipment Upkeep	18,561	12,150	30,000	28,500	30,000	30,000
	Minor Capital Repairs	18,561	12,150	30,000	28,500	30,000	30,000
22710EE	Operational Expenses						
2271001	Operational Expenses	0	43,157	650,000	0	0	0
2271015	National Health Insurance - NHI - Secretariat	1,106,939	0	0	0	0	0
	Operational Expenses	1,106,939	43,157	650,000	0	0	0
22810EE	Special Financial Transactions						
2281001	Special Financial Transactions	39,740	3,396	176,000	0	0	0
2281105	VAT Expenses	0	13	2,000	1,900	2,000	2,000
2281178	Provision For Contingencies	432,804	41,257	529,186	502,727	600,000	700,000
	Special Financial Transactions	472,544	44,666	707,186	504,627	602,000	702,000
	Use of Goods & Services	1,825,918	1,061,475	6,330,246	10,157,617	9,874,710	9,974,710
27000EE	Social Benefits						
27200EE	Social Assistance Benefits						
2721001	Social Assistance Benefits	0	682,923	5,000,000	0	0	0
	Social Assistance Benefits	0	682,923	5,000,000	0	0	0

[Head 014] OFFICE OF THE PRIME MINISTER



ITEM NO.	TITLE OF ITEM	PROVISIONAL EXPENDITURE		APPROVED ESTIMATES	ESTIMATES	PRELIMINARY FORECAST	PRELIMINARY FORECAST
		ACTUAL EXPENDITURE	(PROVISIONAL) JUL - MAR			ESTIMATES	ESTIMATES
		2017/2018 \$	2018/2019 \$	2018/2019 \$	2019/2020 \$	2020/2021 \$	2021/2022 \$
	Social Benefits	0	682,923	5,000,000	0	0	0
28000EE	Other Payments						
28200EE	Transfers N.E.C.						
2821406	Cellular Liberalization	397,733	0	0	0	0	0
2821408	Broadcasting Corporation of The Bahamas	0	5,959,287	7,977,420	7,578,549	7,977,420	8,176,856
2821412	Clifton Heritage Authority	2,506,299	1,378,511	2,331,000	2,214,450	2,331,000	2,389,275
2821413	The Antiquities, Monuments & Museum Corporation	2,325,000	1,856,250	2,475,000	2,351,250	2,475,000	2,536,875
	Transfers N.E.C.	5,229,032	9,194,048	12,783,420	12,144,249	12,783,420	13,103,006
	OTHER CHARGES	5,229,032	9,194,048	12,783,420	12,144,249	12,783,420	13,103,006
	OFFICE OF THE PRIME MINISTER TOTAL EXPENSES	10,198,099	12,926,841	26,793,970	24,739,954	25,111,562	25,546,192

The Accounting Officer for this Head is the PERMANENT SECRETARY

[Head 016] BAHAMAS INFORMATION SERVICES



ITEM NO.	TITLE OF ITEM	PROVISIONAL	EXPENDITURE	APPROVED		PRELIMINARY	PRELIMINARY
		ACTUAL	(PROVISIONAL)	ESTIMATES	ESTIMATES	FORECAST	FORECAST
		EXPENDITURE	JUL - MAR			ESTIMATES	ESTIMATES
		2017/2018	2018/2019	2018/2019	2019/2020	2020/2021	2021/2022
		\$	\$	\$	\$	\$	\$
PERSONAL EMOLUMENTS							
21110EE	Wages & Salaries (In Cash)						
2111101	Salary-Permanent/Pensionable	1,895,837	1,246,490	1,518,623	1,376,254	1,390,590	1,400,000
2111102	Salary-Contract Workers	221,904	173,580	403,050	429,050	429,050	429,050
	Wages & Salaries (In Cash)	2,117,741	1,420,070	1,921,673	1,805,304	1,819,640	1,829,050
21120EE	Allowances						
2112102	Overtime - Monthly Employees (General)	0	0	3,000	3,000	3,000	3,075
2112115	Responsibility Allowance	1,000	0	3,000	3,000	3,000	3,075
	Allowances	1,000	0	6,000	6,000	6,000	6,150
	Personal Emoluments	2,118,741	1,420,070	1,927,673	1,811,304	1,825,640	1,835,200
22000EE	Use of Goods & Services						
22111EE	Domestic Travel & Subsistence						
2211101	Air Transport of Persons Within The Bahamas	0	2,091	4,000	7,600	10,000	12,000
2211103	Mileage Within The Bahamas	31,250	21,250	34,000	32,300	34,000	34,850
2211110	Subsistence for Travellers Within The Bahamas	4,747	2,425	6,000	7,600	10,000	12,000
	Domestic Travel & Subsistence	35,997	25,766	44,000	47,500	54,000	58,850
22112EE	International Travel & Subsistence						
2211201	Air Transport of Persons Outside The Bahamas	0	210	3,000	5,700	8,000	12,000
2211210	Subsistence for Travellers Outside The Bahamas	2,207	1,100	3,000	5,700	8,000	10,000
	International Travel & Subsistence	2,207	1,310	6,000	11,400	16,000	22,000
22410EE	Supplies & Materials						
2241201	Office Supplies & Stationery	0	4,396	6,800	7,600	10,000	12,000
2241205	Food, Ice & Drinking Water	0	510	2,400	3,800	6,000	8,000
2241206	Publications	1,283	963	2,400	3,325	4,000	5,000
2241211	Cleaning & Toilet Supplies	0	3,583	3,200	5,700	8,000	10,000
2241212	Computer Software Supplies & Solutions	4,120	6,346	8,000	19,000	22,000	25,000
2241299	Other Supplies & Materials	5,479	4,834	7,500	23,750	30,000	35,000
	Supplies & Materials	10,882	20,632	30,300	63,175	80,000	95,000
22510EE	Services						
2251101	Printing & Duplication Service	0	199	600	2,375	4,000	5,000
2251102	Advertising & Public Notices	0	0	400	380	400	410
2251108	Tuition, Training, In-service Awards, Subsistence	2,547	595	2,500	9,500	14,000	16,000
2251109	Licencing & Inspection of Vehicles	390	195	2,000	1,569	2,000	2,050
2251128	Fees & Other Charges	3,910	480	2,000	6,650	9,000	11,000
2251129	Staff Engagement	0	500	1,800	1,710	1,800	1,845
2251203	Freight & Express	881	0	1,500	1,425	2,000	2,200

[Head 016] BAHAMAS INFORMATION SERVICES



ITEM NO.	TITLE OF ITEM	PROVISIONAL ACTUAL EXPENDITURE	EXPENDITURE (PROVISIONAL)	APPROVED ESTIMATES	ESTIMATES	PRELIMINARY FORECAST ESTIMATES	PRELIMINARY FORECAST ESTIMATES
		2017/2018 \$	JUL - MAR 2018/2019 \$	2018/2019 \$	2019/2020 \$	2020/2021 \$	2021/2022 \$
2251330	Upkeep & Maintenance of Instruments & Apparatus	438	0	1,000	2,375	4,500	5,000
2251399	Other Contractual Services	3,552	1,500	2,500	7,600	8,500	9,000
	Services	11,718	3,469	14,300	33,584	46,200	52,505
22610EE	Minor Capital Repairs						
2261201	Transportation Equipment Upkeep	3,999	3,207	5,000	5,700	8,000	10,000
	Minor Capital Repairs	3,999	3,207	5,000	5,700	8,000	10,000
22810EE	Special Financial Transactions						
2281105	VAT Expenses	88	23	2,000	1,900	2,500	3,000
	Special Financial Transactions	88	23	2,000	1,900	2,500	3,000
	Use of Goods & Services	64,891	54,407	101,600	163,259	206,700	241,355
	BAHAMAS INFORMATION SERVICES TOTAL EXPENSES	2,183,632	1,474,477	2,029,273	1,974,563	2,032,340	2,076,555

The Accounting Officer for this Head is the EXECUTIVE DIRECTOR

[Head 017] GOVERNMENT PRINTING DEPARTMENT



ITEM NO.	TITLE OF ITEM	PROVISIONAL	EXPENDITURE	APPROVED		PRELIMINARY	PRELIMINARY
		ACTUAL	(PROVISIONAL)	ESTIMATES	ESTIMATES	FORECAST	FORECAST
		EXPENDITURE	JUL - MAR			ESTIMATES	ESTIMATES
		2017/2018	2018/2019	2018/2019	2019/2020	2020/2021	2021/2022
		\$	\$	\$	\$	\$	\$
PERSONAL EMOLUMENTS							
21110EE	Wages & Salaries (In Cash)						
2111101	Salary-Permanent/Pensionable	1,117,035	776,244	1,105,984	1,105,984	1,135,984	1,153,634
2111102	Salary-Contract Workers	0	0	98,450	0	0	0
	Wages & Salaries (In Cash)	1,117,035	776,244	1,204,434	1,105,984	1,135,984	1,153,634
21120EE	Allowances						
2112102	Overtime - Monthly Employees (General)	0	9,845	20,000	20,000	20,000	20,500
2112105	Risk & Hazard Allowance	61,417	54,980	79,200	79,200	79,200	81,180
2112116	Acting Allowance	0	0	1,000	1,000	1,000	1,025
	Allowances	61,417	64,825	100,200	100,200	100,200	102,705
	Personal Emoluments	1,178,452	841,069	1,304,634	1,206,184	1,236,184	1,256,339
22000EE	Use of Goods & Services						
22112EE	International Travel & Subsistence						
2211201	Air Transport of Persons Outside The Bahamas	0	0	1,200	19,190	20,200	20,900
2211210	Subsistence for Travellers Outside The Bahamas	392	0	5,100	4,845	5,100	5,228
	International Travel & Subsistence	392	0	6,300	24,035	25,300	26,128
22410EE	Supplies & Materials						
2241201	Office Supplies & Stationery	0	1,336	2,400	2,280	2,400	2,460
2241205	Food, Ice & Drinking Water	0	431	1,040	988	1,040	1,066
2241206	Publications	0	0	80	76	80	82
2241211	Cleaning & Toilet Supplies	0	1,750	4,000	2,375	2,500	2,500
2241212	Computer Software Supplies & Solutions	0	0	1,600	1,520	1,600	1,640
2241213	Clothing & Clothing Supplies	2,640	0	4,400	4,180	4,400	4,510
2241299	Other Supplies & Materials	43,872	32,757	52,500	38,000	40,000	40,000
	Supplies & Materials	46,512	36,274	66,020	49,419	52,020	52,258
22510EE	Services						
2251101	Printing & Duplication Service	168,242	79,896	240,000	95,000	115,000	122,000
2251102	Advertising & Public Notices	0	0	80	76	80	82
2251109	Licensing & Inspection of Vehicles	195	0	400	400	400	410
2251128	Fees & Other Charges	1,128	224	1,000	950	1,000	1,025
2251129	Staff Engagement	0	0	1,760	1,672	1,760	1,804
2251302	Building Maintenance	1,917	3,160	4,000	3,800	4,000	4,100
2251306	Computers, Business Machines & Related Equipment	0	4,661	16,000	15,200	36,000	36,900
2251307	Maintenance of Generators, A/C & Other Machinery	1,753	0	5,000	4,750	5,000	5,125
2251337	Operation of Facilities or Other Services	75,467	90,372	93,000	85,500	90,000	90,000
	Services	248,702	178,313	361,240	207,348	253,240	261,446

[Head 017] GOVERNMENT PRINTING DEPARTMENT



ITEM NO.	TITLE OF ITEM	PROVISIONAL EXPENDITURE		APPROVED ESTIMATES	ESTIMATES	PRELIMINARY FORECAST	PRELIMINARY FORECAST
		ACTUAL EXPENDITURE	(PROVISIONAL) EXPENDITURE			ESTIMATES	ESTIMATES
		2017/2018 \$	JUL - MAR 2018/2019 \$	2018/2019 \$	2019/2020 \$	2020/2021 \$	2021/2022 \$
22610EE	Minor Capital Repairs						
2261201	Transportation Equipment Upkeep	650	605	3,000	3,895	4,100	4,100
	Minor Capital Repairs	650	605	3,000	3,895	4,100	4,100
22810EE	Special Financial Transactions						
2281105	VAT Expenses	0	73	1,000	950	1,000	1,025
	Special Financial Transactions	0	73	1,000	950	1,000	1,025
	Use of Goods & Services	296,256	215,265	437,560	285,647	335,660	344,957
	GOVERNMENT PRINTING DEPARTMENT TOTAL EXPENSES	1,474,708	1,056,334	1,742,194	1,491,831	1,571,844	1,601,296

The Accounting Officer for this Head is the SECRETARY TO THE CABINET

[Head 018] DEPARTMENT OF LOCAL GOVERNMENT



ITEM NO.	TITLE OF ITEM	PROVISIONAL	EXPENDITURE	APPROVED		PRELIMINARY	PRELIMINARY
		ACTUAL	(PROVISIONAL)	ESTIMATES	ESTIMATES	FORECAST	FORECAST
		EXPENDITURE	JUL - MAR			ESTIMATES	ESTIMATES
		2017/2018	2018/2019	2018/2019	2019/2020	2020/2021	2021/2022
		\$	\$	\$	\$	\$	\$
PERSONAL EMOLUMENTS							
21110EE	Wages & Salaries (In Cash)						
2111101	Salary-Permanent/Pensionable	7,499,865	5,850,408	7,757,827	7,757,827	7,857,827	7,951,773
2111102	Salary-Contract Workers	52,561	0	133,133	133,133	131,133	134,411
	Wages & Salaries (In Cash)	7,552,426	5,850,408	7,890,960	7,890,960	7,988,960	8,086,184
21120EE	Allowances						
2112102	Overtime - Monthly Employees (General)	0	500	5,000	10,000	10,100	10,500
2112103	Housing Allowance	0	0	5,000	5,000	5,000	5,125
2112112	Transport & Mileage Allowance	2,188	2,449	6,000	6,000	6,000	6,150
2112115	Responsibility Allowance	82,520	79,951	120,000	120,000	121,000	123,000
2112116	Acting Allowance	0	0	3,000	3,000	3,000	3,075
2112117	Hardship Allowance	12,689	8,100	10,000	10,000	10,000	10,250
2112125	Disturbance Allowance/Geographical	80,500	63,377	118,800	118,800	118,800	121,770
	Allowances	177,897	154,377	267,800	272,800	273,900	279,870
	Personal Emoluments	7,730,323	6,004,785	8,158,760	8,163,760	8,262,860	8,366,054
22000EE	Use of Goods & Services						
22111EE	Domestic Travel & Subsistence						
2211101	Air Transport of Persons Within The Bahamas	0	91,945	100,000	227,050	239,000	239,000
2211103	Mileage Within The Bahamas	500	0	6,000	5,700	6,000	6,150
2211110	Subsistence for Travellers Within The Bahamas	38,687	22,403	50,000	95,000	100,000	105,000
2211114	Incidental Travel Expenses Within The Bahamas	0	63	1,000	950	1,000	1,025
	Domestic Travel & Subsistence	39,187	114,411	157,000	328,700	346,000	351,175
22112EE	International Travel & Subsistence						
2211201	Air Transport of Persons Outside The Bahamas	0	0	20,000	19,000	20,000	20,500
2211210	Subsistence for Travellers Outside The Bahamas	2,200	860	5,000	4,750	5,000	5,125
2211214	Incidental Travel Expenses Outside The Bahamas	440	0	1,000	950	1,000	1,025
	International Travel & Subsistence	2,640	860	26,000	24,700	26,000	26,650
22210EE	Rent						
2221101	Rent - Living Accommodation (General)	242,502	194,647	356,700	456,700	456,700	456,700
2221102	Rent - Office	17,069	3,500	25,000	25,000	25,000	25,625
	Rent	259,571	198,147	381,700	481,700	481,700	482,325
22310EE	Utilities & Communication						
2231202	Street Lighting	0	39,000	330,000	190,000	200,000	200,000
	Utilities & Communication	0	39,000	330,000	190,000	200,000	200,000
22410EE	Supplies & Materials						

[Head 018] DEPARTMENT OF LOCAL GOVERNMENT



ITEM NO.	TITLE OF ITEM	PROVISIONAL ACTUAL EXPENDITURE	EXPENDITURE (PROVISIONAL)	APPROVED ESTIMATES	ESTIMATES	PRELIMINARY FORECAST ESTIMATES	PRELIMINARY FORECAST ESTIMATES
		2017/2018 \$	JUL - MAR 2018/2019 \$	2018/2019 \$	2019/2020 \$	2020/2021 \$	2021/2022 \$
2241101	Gasoline	0	1,206,281	2,000,000	1,478,000	1,478,000	1,478,000
2241106	Diesel	0	288,195	600,000	400,000	400,000	415,000
2241201	Office Supplies & Stationery	0	16,634	40,000	39,900	42,000	42,000
2241205	Food, Ice & Drinking Water	0	8,555	29,000	27,550	29,000	29,025
2241206	Publications	2,137	786	4,000	3,325	3,500	4,600
2241211	Cleaning & Toilet Supplies	0	11,773	40,000	38,000	40,000	41,000
2241212	Computer Software Supplies & Solutions	2,446	0	4,800	3,800	4,000	4,100
2241299	Other Supplies & Materials	3,737	2,150	5,000	5,035	5,300	5,425
	Supplies & Materials	8,320	1,534,374	2,722,800	1,995,610	2,001,800	2,019,150
22510EE	Services						
2251101	Printing & Duplication Service	0	10,887	18,000	31,350	48,000	48,000
2251102	Advertising & Public Notices	1,400	100	2,000	1,900	2,000	2,050
2251107	Workshops, Conferences, Seminars, Meetings & Exhibits	126,365	54,996	110,000	104,500	110,000	112,750
2251108	Tuition, Training, In-service Awards, Subsistence	0	0	10,000	9,500	10,000	10,250
2251109	Licensing & Inspection of Vehicles	4,115	6,200	10,000	20,000	20,000	20,250
2251110	Postage, Postal Machines & Services	4,400	1,500	5,000	9,500	10,000	10,125
2251115	Consultancy Services	15,936	0	0	0	0	0
2251128	Fees & Other Charges	57,035	22,751	50,000	84,036	88,459	89,709
2251129	Staff Engagement	0	6,440	17,360	18,050	19,000	19,000
2251201	Local Transportation of Goods	7,710	5,380	10,000	19,000	20,000	20,250
2251203	Freight & Express	11,766	8,662	15,000	28,500	30,000	30,375
2251302	Building Maintenance	28,963	3,628	50,000	47,500	95,000	97,375
2251306	Computers, Business Machines & Related Equipment	5,881	113	10,000	9,500	20,000	20,500
2251307	Maintenance of Generators, A/C & Other Machinery	15,118	170	20,000	42,750	55,000	55,750
2251317	Emergency Maintenance	7,893	0	10,000	9,500	10,000	10,250
2251322	Office Furniture Upkeep	0	0	4,000	3,800	4,000	4,100
2251337	Operation of Facilities or Other Services	37,233	14,984	40,000	65,036	68,459	68,459
2251399	Other Contractual Services	34,070	7,676	50,000	522,500	550,000	550,000
	Services	357,885	143,487	431,360	1,026,922	1,159,918	1,169,193
22610EE	Minor Capital Repairs						
2261199	Miscellaneous Family Island Capital Projects	949,588	357	750,000	712,500	750,000	750,000
2261201	Transportation Equipment Upkeep	42,362	30,185	50,000	47,500	100,000	102,500
	Minor Capital Repairs	991,950	30,542	800,000	760,000	850,000	852,500
22810EE	Special Financial Transactions						
2281105	VAT Expenses	53	0	1,000	950	1,000	1,025
2281190	Local Government Act Review Committee	42,753	7,780	100,000	100,000	100,000	102,500
	Special Financial Transactions	42,806	7,780	101,000	100,950	101,000	103,525
22940EE	Local Government Expenses						
2294001	Local Government Expenses	13,445,641	8,496,016	13,319,147	13,149,097	13,186,897	13,472,517
	Local Government Expenses	13,445,641	8,496,016	13,319,147	13,149,097	13,186,897	13,472,517

[Head 018] DEPARTMENT OF LOCAL GOVERNMENT



ITEM NO.	TITLE OF ITEM	PROVISIONAL EXPENDITURE		APPROVED ESTIMATES	ESTIMATES	PRELIMINARY FORECAST	PRELIMINARY FORECAST
		ACTUAL EXPENDITURE	(PROVISIONAL) JUL - MAR			ESTIMATES	ESTIMATES
		2017/2018	2018/2019	2018/2019	2019/2020	2020/2021	2021/2022
		\$	\$	\$	\$	\$	\$
	Use of Goods & Services	15,148,000	10,564,617	18,269,007	18,057,679	18,353,315	18,677,035
	DEPARTMENT OF LOCAL GOVERNMENT TOTAL EXPENSES	22,878,323	16,569,402	26,427,767	26,221,439	26,616,175	27,043,089

The Accounting Officer for this Head is the PERMANENT SECRETARY

[Head 019] DEPARTMENT OF PHYSICAL PLANNING



ITEM NO.	TITLE OF ITEM	PROVISIONAL ACTUAL EXPENDITURE	EXPENDITURE (PROVISIONAL)	APPROVED ESTIMATES	ESTIMATES	PRELIMINARY FORECAST ESTIMATES	PRELIMINARY FORECAST ESTIMATES
		2017/2018 \$	JUL - MAR 2018/2019 \$	2018/2019 \$	2019/2020 \$	2020/2021 \$	2021/2022 \$
PERSONAL EMOLUMENTS							
21110EE	Wages & Salaries (In Cash)						
2111101	Salary-Permanent/Pensionable	645,779	495,530	687,238	661,050	670,000	670,000
2111102	Salary-Contract Workers	0	0	45,000	0	0	0
	Wages & Salaries (In Cash)	645,779	495,530	732,238	661,050	670,000	670,000
21120EE	Allowances						
2112101	Honoraria	44,800	0	98,400	97,200	97,200	97,200
2112102	Overtime - Monthly Employees (General)	0	0	3,000	3,000	3,000	3,000
2112115	Responsibility Allowance	5,500	0	4,500	0	1,000	1,000
2112116	Acting Allowance	0	0	1,500	0	500	500
	Allowances	50,300	0	107,400	100,200	101,700	101,700
	Personal Emoluments	696,079	495,530	839,638	761,250	771,700	771,700
22000EE	Use of Goods & Services						
22111EE	Domestic Travel & Subsistence						
2211101	Air Transport of Persons Within The Bahamas	0	5,121	6,400	19,000	22,000	27,000
2211103	Mileage Within The Bahamas	0	0	500	190	500	500
2211110	Subsistence for Travellers Within The Bahamas	398	210	3,000	950	3,140	3,280
	Domestic Travel & Subsistence	398	5,331	9,900	20,140	25,640	30,780
22112EE	International Travel & Subsistence						
2211201	Air Transport of Persons Outside The Bahamas	0	1,190	2,400	1,900	2,400	2,400
2211210	Subsistence for Travellers Outside The Bahamas	0	1,200	2,000	1,140	2,000	2,000
	International Travel & Subsistence	0	2,390	4,400	3,040	4,400	4,400
22410EE	Supplies & Materials						
2241201	Office Supplies & Stationery	0	2,002	4,000	2,375	2,000	2,000
2241205	Food, Ice & Drinking Water	0	1,273	6,000	950	2,000	2,000
2241206	Publications	1,351	961	1,210	950	1,550	1,600
2241211	Cleaning & Toilet Supplies	0	901	3,120	2,375	2,000	2,000
2241212	Computer Software Supplies & Solutions	744	1,581	3,200	950	2,000	2,000
2241299	Other Supplies & Materials	7,239	137	1,600	1,425	2,000	2,200
	Supplies & Materials	9,334	6,855	19,130	9,025	11,550	11,800
22510EE	Services						
2251101	Printing & Duplication Service	0	5,564	9,600	2,850	2,500	2,500
2251102	Advertising & Public Notices	0	0	1,600	950	1,600	1,640
2251105	Research, Surveys, Studies, Evaluations	0	0	7,000	0	0	0
2251107	Workshops, Conferences, Seminars, Meetings & Exhibits	6,840	4,416	8,000	2,850	2,000	2,000
2251108	Tuition, Training, In-service Awards, Subsistence	0	0	23,731	1,900	5,000	5,000

[Head 019] DEPARTMENT OF PHYSICAL PLANNING



ITEM NO.	TITLE OF ITEM	PROVISIONAL ACTUAL EXPENDITURE	EXPENDITURE (PROVISIONAL) JUL - MAR	APPROVED ESTIMATES	ESTIMATES	PRELIMINARY FORECAST ESTIMATES	PRELIMINARY FORECAST ESTIMATES
		2017/2018 \$	2018/2019 \$	2018/2019 \$	2019/2020 \$	2020/2021 \$	2021/2022 \$
2251109	Licensing & Inspection of Vehicles	1,214	975	1,400	1,400	1,560	1,560
2251110	Postage, Postal Machines & Services	28	0	50	95	50	50
2251115	Consultancy Services	1,979	0	11,500	190	500	500
2251128	Fees & Other Charges	8,964	6,268	5,500	2,375	2,500	2,300
2251129	Staff Engagement	0	180	1,040	855	1,040	1,066
2251203	Freight & Express	0	0	100	95	150	200
2251302	Building Maintenance	5,341	914	1,000	950	1,000	1,025
2251330	Upkeep & Maintenance of Instruments & Apparatus	1,737	2,908	6,000	1,900	2,000	2,000
2251336	Sanitact Maintenance Contract	0	0	0	950	2,000	2,000
2251337	Operation of Facilities or Other Services	0	0	0	2,850	5,000	5,000
	Services	26,103	21,225	76,521	20,210	26,900	26,841
22610EE	Minor Capital Repairs						
2261201	Transportation Equipment Upkeep	7,332	1,078	6,100	1,900	2,000	2,000
	Minor Capital Repairs	7,332	1,078	6,100	1,900	2,000	2,000
22810EE	Special Financial Transactions						
2281105	VAT Expenses	873	398	1,000	950	1,000	1,025
	Special Financial Transactions	873	398	1,000	950	1,000	1,025
	Use of Goods & Services	44,040	37,277	117,051	55,265	71,490	76,846
	DEPARTMENT OF PHYSICAL PLANNING TOTAL EXPENSES	740,119	532,807	956,689	816,515	843,190	848,546

The Accounting Officer for this Head is the DIRECTOR

[Head 020] DEPARTMENT OF LANDS & SURVEYS



ITEM NO.	TITLE OF ITEM	PROVISIONAL ACTUAL EXPENDITURE	EXPENDITURE (PROVISIONAL)	APPROVED ESTIMATES	ESTIMATES	PRELIMINARY FORECAST ESTIMATES	PRELIMINARY FORECAST ESTIMATES
		2017/2018	JUL - MAR 2018/2019	2018/2019	2019/2020	2020/2021	2021/2022
		\$	\$	\$	\$	\$	\$
PERSONAL EMOLUMENTS							
21110EE	Wages & Salaries (In Cash)						
2111101	Salary-Permanent/Pensionable	1,310,917	830,070	1,075,780	950,850	970,100	989,350
2111102	Salary-Contract Workers	10,071	0	279,150	150,750	150,750	150,750
	Wages & Salaries (In Cash)	1,320,988	830,070	1,354,930	1,101,600	1,120,850	1,140,100
21120EE	Allowances						
2112102	Overtime - Monthly Employees (General)	0	688	3,000	8,000	8,000	8,000
2112103	Housing Allowance	0	0	5,000	2,500	2,500	2,500
2112104	Scarcity Allowance	0	0	10,000	3,000	3,000	3,000
2112105	Risk & Hazard Allowance	16,786	12,600	36,000	9,500	9,500	9,500
2112115	Responsibility Allowance	5,654	4,125	10,000	5,600	5,600	5,600
2112116	Acting Allowance	270	0	2,500	2,500	2,500	2,500
	Allowances	22,710	17,413	66,500	31,100	31,100	31,100
	Personal Emoluments	1,343,698	847,483	1,421,430	1,132,700	1,151,950	1,171,200
22000EE	Use of Goods & Services						
22111EE	Domestic Travel & Subsistence						
2211101	Air Transport of Persons Within The Bahamas	0	2,065	12,000	7,378	7,800	7,800
2211110	Subsistence for Travellers Within The Bahamas	3,119	3,658	12,000	6,650	7,000	7,000
	Domestic Travel & Subsistence	3,119	5,723	24,000	14,028	14,800	14,800
22112EE	International Travel & Subsistence						
2211201	Air Transport of Persons Outside The Bahamas	0	0	10,000	7,125	8,000	8,000
2211210	Subsistence for Travellers Outside The Bahamas	0	0	10,000	6,650	7,000	7,000
	International Travel & Subsistence	0	0	20,000	13,775	15,000	15,000
22410EE	Supplies & Materials						
2241201	Office Supplies & Stationery	0	2,815	9,600	7,600	8,000	8,000
2241205	Food, Ice & Drinking Water	0	452	3,440	2,375	2,500	2,500
2241206	Publications	1,657	1,207	2,075	2,375	2,500	2,500
2241211	Cleaning & Toilet Supplies	0	6,115	9,600	7,600	8,000	8,000
2241213	Clothing & Clothing Supplies	1,706	0	4,000	2,375	2,500	2,500
2241299	Other Supplies & Materials	5,012	1,902	3,000	64,600	80,000	80,000
	Supplies & Materials	8,375	12,491	31,715	86,925	103,500	103,500
22510EE	Services						
2251101	Printing & Duplication Service	0	5,924	12,000	8,550	10,000	10,000
2251102	Advertising & Public Notices	0	0	4,800	1,900	2,000	2,000
2251109	Licensing & Inspection of Vehicles	585	0	4,000	2,500	2,500	2,500
2251115	Consultancy Services	13,353	53,056	2,188,571	1,535,000	1,000,000	1,000,000

[Head 020] DEPARTMENT OF LANDS & SURVEYS



ITEM NO.	TITLE OF ITEM	PROVISIONAL ACTUAL EXPENDITURE	EXPENDITURE (PROVISIONAL)	APPROVED ESTIMATES	ESTIMATES	PRELIMINARY FORECAST ESTIMATES	PRELIMINARY FORECAST ESTIMATES
		2017/2018 \$	JUL - MAR 2018/2019 \$	2018/2019 \$	2019/2020 \$	2020/2021 \$	2021/2022 \$
2251128	Fees & Other Charges	1,173	115	3,000	7,600	8,000	8,000
2251129	Staff Engagement	0	879	1,680	1,881	1,980	1,980
2251203	Freight & Express	6	36	1,000	950	1,000	1,000
2251302	Building Maintenance	1,949	5,961	10,000	7,600	8,000	8,000
2251306	Computers, Business Machines & Related Equipment	666	743	4,000	1,900	4,000	4,000
2251337	Operation of Facilities or Other Services	5,612	6,481	5,000	17,100	18,000	18,000
	Services	23,344	73,195	2,234,051	1,584,981	1,055,480	1,055,480
22610EE	Minor Capital Repairs						
2261201	Transportation Equipment Upkeep	702	1,173	7,000	4,750	5,000	5,000
	Minor Capital Repairs	702	1,173	7,000	4,750	5,000	5,000
22810EE	Special Financial Transactions						
2281105	VAT Expenses	864	137	1,000	950	1,000	1,000
	Special Financial Transactions	864	137	1,000	950	1,000	1,000
	Use of Goods & Services	36,404	92,719	2,317,766	1,705,409	1,194,780	1,194,780
28000EE	Other Payments						
28200EE	Transfers N.E.C.						
2821609	Land Surveyors Board Expenses	403	31	1,000	2,500	2,500	2,500
	Transfers N.E.C.	403	31	1,000	2,500	2,500	2,500
	OTHER CHARGES	403	31	1,000	2,500	2,500	2,500
	DEPARTMENT OF LANDS & SURVEYS TOTAL EXPENSES	1,380,505	940,233	3,740,196	2,840,609	2,349,230	2,368,480

The Accounting Officer for this Head is the DIRECTOR



ITEM NO.	TITLE OF ITEM	PROVISIONAL	EXPENDITURE	APPROVED		PRELIMINARY	PRELIMINARY
		ACTUAL	(PROVISIONAL)	ESTIMATES	ESTIMATES	FORECAST	FORECAST
		EXPENDITURE	JUL - MAR			ESTIMATES	ESTIMATES
		2017/2018	2018/2019	2018/2019	2019/2020	2020/2021	2021/2022
		\$	\$	\$	\$	\$	\$
PERSONAL EMOLUMENTS							
21110EE	Wages & Salaries (In Cash)						
2111101	Salary-Permanent/Pensionable	7,111,133	4,599,506	9,732,650	4,300,000	4,400,000	5,500,000
2111102	Salary-Contract Workers	93,183	29,286	109,200	2,500,000	2,550,000	2,600,000
2111103	Global Provision - New Appts - Monthly Employees	1,862,669	0	2,500,000	1,600,000	1,600,000	1,600,000
2111104	Salary Adjustments	659,334	0	0	0	0	0
2111201	Regular Weekly Wages	0	0	38,000	0	0	0
2111202	Global Summer Employment	2,028,257	1,938,878	3,000,000	3,081,719	3,000,000	3,000,000
2111204	Special Employment Projects	7,700,590	0	0	0	0	0
	Wages & Salaries (In Cash)	19,455,166	6,567,670	15,379,850	11,481,719	11,550,000	12,700,000
21120EE	Allowances						
2112101	Honoraria	173,533	112,620	175,000	225,000	225,000	225,000
2112102	Overtime - Monthly Employees (General)	7,696,920	13,017	29,801	50,000	50,000	50,000
2112103	Housing Allowance	172,792	60,000	258,000	120,000	120,000	120,000
2112104	Scarcity Allowance	0	0	0	30,000	30,000	30,000
2112105	Risk & Hazard Allowance	0	0	0	20,000	20,000	20,000
2112112	Transport & Mileage Allowance	117,893	42,954	144,000	45,000	45,000	45,000
2112114	Duty Allowance	36,600	24,150	38,000	38,000	38,000	38,000
2112115	Responsibility Allowance	37,917	50,867	60,000	100,000	100,000	100,000
2112116	Acting Allowance	11,513	8,894	10,000	50,000	50,000	50,000
	Allowances	8,247,168	312,502	714,801	678,000	678,000	678,000
	Personal Emoluments	27,702,334	6,880,172	16,094,651	12,159,719	12,228,000	13,378,000
22000EE	Use of Goods & Services						
22111EE	Domestic Travel & Subsistence						
2211101	Air Transport of Persons Within The Bahamas	3,223,651	16,149	25,500	81,225	85,500	85,500
2211103	Mileage Within The Bahamas	651	0	5,000	950	1,000	1,000
2211110	Subsistence for Travellers Within The Bahamas	12,644	34,780	67,200	76,190	83,000	83,000
2211114	Incidental Travel Expenses Within The Bahamas	0	0	0	1,140	1,200	1,200
	Domestic Travel & Subsistence	3,236,946	50,929	97,700	159,505	170,700	170,700
22112EE	International Travel & Subsistence						
2211201	Air Transport of Persons Outside The Bahamas	1,696,058	189,504	350,000	358,150	397,000	397,000
2211203	Mileage (International)	0	0	0	950	1,000	1,000
2211210	Subsistence for Travellers Outside The Bahamas	31,257	169,754	332,000	280,440	348,200	348,200
	International Travel & Subsistence	1,727,315	359,258	682,000	639,540	746,200	746,200
22210EE	Rent						
2221101	Rent - Living Accommodation (General)	500,009	144,963	300,000	0	0	0
2221102	Rent - Office	1,165,726	877,500	1,170,000	250,000	250,000	250,000
2221103	Lease Agreement - NIB	0	3,480,182	13,589,278	0	0	0
2221201	Lease of Vehicles	4,001,829	2,969,958	6,000,000	5,000,000	5,000,000	5,000,000

[Head 021] MINISTRY OF FINANCE



ITEM NO.	TITLE OF ITEM	PROVISIONAL	EXPENDITURE	APPROVED ESTIMATES	ESTIMATES	PRELIMINARY	PRELIMINARY
		ACTUAL	(PROVISIONAL)			FORECAST	FORECAST
		EXPENDITURE				ESTIMATES	ESTIMATES
		JUL - MAR					
		2017/2018	2018/2019	2018/2019	2019/2020	2020/2021	2021/2022
		\$	\$	\$	\$	\$	\$
	Rent	5,667,564	7,472,603	21,059,278	5,250,000	5,250,000	5,250,000
22310EE	Utilities & Communication						
2231101	Telephone - Landline	36,015,704	14,088,361	9,265,412	17,100,000	18,000,000	18,000,000
2231104	Operation of Data Centers	3,551,124	0	0	0	0	0
2231201	Electricity	14,401,082	5,489	38,921,474	34,200,000	36,000,000	36,000,000
2231202	Street Lighting	8,235,153	0	0	0	0	0
2231301	Water Supply	0	0	0	6,887,500	7,250,000	7,250,000
	Utilities & Communication	62,203,063	14,093,850	48,186,886	58,187,500	61,250,000	61,250,000
22410EE	Supplies & Materials						
2241101	Gasoline	5,906,299	-600	0	0	0	0
2241102	Aviation Fuel	262,606	75,924	300,000	0	0	0
2241103	Propane Gas	1,714	3,231	120,000	0	0	0
2241104	Oil & Lubricants	92,448	0	150,000	0	0	0
2241106	Diesel	858,606	-100	0	0	0	0
2241201	Office Supplies & Stationery	569,335	22,823	24,000	48,450	54,000	56,000
2241205	Food, Ice & Drinking Water	5,299,080	18,830	12,000	33,725	40,500	40,500
2241206	Publications	6,063	4,083	6,000	5,700	6,000	6,150
2241211	Cleaning & Toilet Supplies	1,513,001	2,783	10,000	16,150	17,000	17,250
2241212	Computer Software Supplies & Solutions	1,735	0	4,760	4,750	6,000	6,000
2241214	Food (For Animals)	55,766	0	0	0	0	0
2241239	Contingencies - Various Depts Other Charges	36,889,102	16,847,033	13,919,817	5,722,500	12,890,000	12,893,500
2241299	Other Supplies & Materials	1,332	958	1,600	4,750	6,000	6,000
	Supplies & Materials	51,457,087	16,974,965	14,548,177	5,836,025	13,019,500	13,025,400
22510EE	Services						
2251101	Printing & Duplication Service	2,127,290	19,082	30,000	43,130	45,400	45,400
2251102	Advertising & Public Notices	2,130	11,683	20,000	47,500	50,000	50,000
2251104	Professional Services (Audit, Accounting)	23,900	27,175	70,000	95,000	120,000	125,000
2251107	Workshops, Conferences, Seminars, Meetings & Exhibits	113,424	89,570	200,000	579,500	610,000	610,000
2251108	Tuition, Training, In-service Awards, Subsistence	14,025	7,766	350,000	142,500	150,000	150,000
2251109	Licencing & Inspection of Vehicles	129,500	101,175	150,000	150,000	150,000	153,750
2251110	Postage, Postal Machines & Services	1,073	415	2,000	5,700	6,000	6,000
2251111	Security Services Contract	0	0	0	300,000	300,000	300,000
2251115	Consultancy Services	8,138,195	3,414,862	5,000,000	4,100,000	5,100,000	5,100,000
2251128	Fees & Other Charges	64,497	71,276	100,000	122,550	129,000	131,500
2251129	Staff Engagement	0	8,855	4,520	14,250	15,000	15,000
2251203	Freight & Express	0	0	0	665	700	700
2251302	Building Maintenance	420	35	2,000	19,000	20,000	20,000
2251303	Equipment Maintenance	3,640,504	0	0	0	0	0
2251337	Operation of Facilities or Other Services	2,224,198	1,338,503	2,500,000	2,000,000	2,000,000	2,000,000
	Services	16,479,156	5,090,397	8,428,520	7,619,795	8,696,100	8,707,350
22610EE	Minor Capital Repairs						
2261201	Transportation Equipment Upkeep	5,033	6,189	10,000	28,500	30,000	30,000



ITEM NO.	TITLE OF ITEM	PROVISIONAL	EXPENDITURE	APPROVED ESTIMATES	ESTIMATES	PRELIMINARY FORECAST ESTIMATES	PRELIMINARY FORECAST ESTIMATES
		ACTUAL EXPENDITURE	(PROVISIONAL)				
		2017/2018	JUL - MAR 2018/2019				
		\$	\$	\$	\$	\$	\$
	Minor Capital Repairs	5,033	6,189	10,000	28,500	30,000	30,000
22710EE	Operational Expenses						
2271001	Operational Expenses	66,375	36,302	150,000	0	0	0
2271017	Public Procurement Department	0	0	400,000	285,000	300,000	300,000
	Operational Expenses	66,375	36,302	550,000	285,000	300,000	300,000
22810EE	Special Financial Transactions						
2281104	Tax Reform	9,526,292	1,087,608	10,000,000	2,750,000	8,000,000	8,000,000
2281105	VAT Expenses	0	119	1,000	950	1,000	1,025
2281148	IDB Country Programme	892,652	279,528	2,270,500	950,000	1,000,000	1,000,000
2281162	International Conferences	200,000	0	500,000	190,000	200,000	200,000
2282101	Cruise Line Operators Arrears	0	0	0	12,449,421	0	0
2282103	Other Utilities Arrears Action (W&S/ BTC)	0	10,175,803	15,761,108	0	0	0
2282104	Rent Arrears (NIB)	0	0	0	18,013,852	18,013,852	18,013,852
2282106	Outstanding Commitments - Various Ministries and Department	0	56,019,669	50,227,305	7,000,000	6,000,000	5,000,000
2282107	Settlement for Contingent Liability for Bank of The Bahamas	0	13,671,978	17,000,000	0	0	0
2282108	National Drug Plan Arrears	0	0	0	16,400,000	13,620,000	0
2282109	Settlement for Contingent Liability-ELA-GGAELS Programme	0	0	0	6,000,000	0	0
2282112	BTC Pension Contingent Liability	0	0	0	3,000,000	3,000,000	3,000,000
	Special Financial Transactions	10,618,944	81,234,705	95,759,913	66,754,223	49,834,852	35,214,877
22930EE	Tourism Related						
2293001	Operation - Ministry of Tourism	17,246,704	6,309,500	45,000,000	10,000,000	10,000,000	10,000,000
	Tourism Related	17,246,704	6,309,500	45,000,000	10,000,000	10,000,000	10,000,000
	Use of Goods & Services	168,708,187	131,628,698	234,322,474	154,760,088	149,297,352	134,694,527
25000EE	Subsidies						
25100EE	Subsidies to Public Corporations						
2511210	National Health Insurance Authority	0	0	10,000,000	0	0	0
	Subsidies to Public Corporations	0	0	10,000,000	0	0	0
25200EE	Subsidies to Private Enterprises						
2521005	Cruise Line Operators	0	14,487,923	30,000,000	0	0	0
2521007	Equity Contribution - Bahamar	374,884	1,449,155	9,000,000	9,000,000	9,000,000	9,225,000
2521009	Support for Small Business Development Centre	0	1,824,998	5,500,000	2,500,000	2,500,000	2,500,000
	Subsidies to Private Enterprises	374,884	17,762,076	44,500,000	11,500,000	11,500,000	11,725,000
	Subsidies	374,884	17,762,076	54,500,000	11,500,000	11,500,000	11,725,000
26000EE	Grants						
26200EE	Grants to International Organizations						
2621127	OECD Non-Member Fees	0	0	0	55,000	55,000	55,000

[Head 021] MINISTRY OF FINANCE



ITEM NO.	TITLE OF ITEM	PROVISIONAL EXPENDITURE		APPROVED ESTIMATES	ESTIMATES	PRELIMINARY FORECAST ESTIMATES	PRELIMINARY FORECAST ESTIMATES
		ACTUAL EXPENDITURE	(PROVISIONAL) EXPENDITURE				
		2017/2018 \$	JUL - MAR 2018/2019 \$	2018/2019 \$	2019/2020 \$	2020/2021 \$	2021/2022 \$
2621181	Administration of Tax Info Exchange Agreement	0	0	20,000	20,000	20,000	20,500
	Grants to International Organizations	0	0	20,000	75,000	75,000	75,500
	Grants	0	0	20,000	75,000	75,000	75,500
27000EE	Social Benefits						
27200EE	Social Assistance Benefits						
2721001	Social Assistance Benefits	726	0	0	0	0	0
2721112	National Drug Plan	7,524,999	12,005,931	15,993,847	17,400,000	18,300,000	19,200,000
2722128	Mortgage Relief Programme	0	139,000	233,000	0	0	0
	Social Assistance Benefits	7,525,725	12,144,931	16,226,847	17,400,000	18,300,000	19,200,000
	Social Benefits	7,525,725	12,144,931	16,226,847	17,400,000	18,300,000	19,200,000
28000EE	Other Payments						
28200EE	Transfers N.E.C.						
2821110	Clico Obligations	0	8,608,965	12,403,290	12,403,290	12,403,290	12,403,290
2821116	Sundry Constituency Projects	3,900,000	2,925,000	3,900,000	0	0	0
2821402	Provisions for Resolve Interest Payment - Bank of The Bahamas Bond	0	7,216,085	8,805,000	5,870,000	5,870,000	6,016,750
2821504	Compliance Commission	0	215,000	430,000	0	0	0
2821507	Central Bank of The Bahamas	0	1,850,000	3,700,000	0	0	0
2821512	Bahamas Development Bank	4,891,344	1,607,493	3,000,000	2,850,000	3,000,000	3,075,000
2821542	Securities Commission	0	1,004,453	2,000,000	0	0	0
2821615	Financial Intelligence Unit (FIU)	0	727,431	1,172,000	0	0	0
	Transfers N.E.C.	8,791,344	24,154,427	35,410,290	21,123,290	21,273,290	21,495,040
28300EE	Premiums, Fees & Claims						
2831102	Ins Prem-Airprt,Aircrft&Crier	0	0	0	90,000	90,000	90,000
2831103	Insurance Premiums - Equipment	0	0	0	200,000	200,000	200,000
2831104	Caribbean Catastrophe Risk Insurance Facility	2,340,000	0	2,400,000	3,200,000	3,200,000	3,200,000
2831106	Ins Premiums-Port/Docks/Vessel	0	0	0	235,000	235,000	235,000
2831107	Insurance Premiums - Vehicles	1,034,640	684,731	1,750,000	850,000	850,000	850,000
	Premiums, Fees & Claims	3,374,640	684,731	4,150,000	4,575,000	4,575,000	4,575,000
	OTHER CHARGES	12,165,984	24,839,158	39,560,290	25,698,290	25,848,290	26,070,040
	MINISTRY OF FINANCE TOTAL EXPENSES	216,477,114	193,255,035	360,724,262	221,593,097	217,248,642	205,143,067

The Accounting Officer for this Head is the FINANCIAL SECRETARY

[Head 022] TREASURY DEPARTMENT



ITEM NO.	TITLE OF ITEM	PROVISIONAL	EXPENDITURE	APPROVED		PRELIMINARY	PRELIMINARY
		ACTUAL	(PROVISIONAL)	ESTIMATES	ESTIMATES	FORECAST	FORECAST
		EXPENDITURE	JUL - MAR			ESTIMATES	ESTIMATES
		2017/2018	2018/2019	2018/2019	2019/2020	2020/2021	2021/2022
		\$	\$	\$	\$	\$	\$
PERSONAL EMOLUMENTS							
21110EE	Wages & Salaries (In Cash)						
2111101	Salary-Permanent/Pensionable	8,129,988	6,070,189	8,979,218	10,889,568	11,007,968	11,500,000
2111102	Salary-Contract Workers	0	29,651	439,200	439,200	439,200	450,180
	Wages & Salaries (In Cash)	8,129,988	6,099,840	9,418,418	11,328,768	11,447,168	11,950,180
21120EE	Allowances						
2112102	Overtime - Monthly Employees (General)	0	9,943	9,833	25,000	40,000	40,000
2112103	Housing Allowance	19,200	0	22,000	22,000	22,000	22,550
2112105	Risk & Hazard Allowance	11,800	10,600	12,800	12,800	12,800	13,120
2112112	Transport & Mileage Allowance	30,600	142,875	222,000	282,000	282,000	282,000
2112115	Responsibility Allowance	19,458	19,125	70,000	70,000	70,000	70,000
2112116	Acting Allowance	1,181	1,633	5,000	5,000	5,000	5,125
	Allowances	82,239	184,176	341,633	416,800	431,800	432,795
21200EE	Employer's Social Contribution						
2121101	National Insurance Contributions (Monthly Staff)	31,893,616	23,139,256	31,898,690	31,898,690	33,898,690	34,746,157
2121102	National Insurance Contributions (Weekly Staff)	50,168	30,546	1,513,094	1,513,094	1,513,094	1,550,921
	Employer's Social Contribution	31,943,784	23,169,802	33,411,784	33,411,784	35,411,784	36,297,078
	Personal Emoluments	40,156,011	29,453,818	43,171,835	45,157,352	47,290,752	48,680,053
22000EE	Use of Goods & Services						
22111EE	Domestic Travel & Subsistence						
2211101	Air Transport of Persons Within The Bahamas	100	3,142	17,000	16,150	17,000	17,425
2211110	Subsistence for Travellers Within The Bahamas	3,140	7,152	22,173	21,064	22,173	22,727
	Domestic Travel & Subsistence	3,240	10,294	39,173	37,214	39,173	40,152
22112EE	International Travel & Subsistence						
2211201	Air Transport of Persons Outside The Bahamas	0	400	4,000	3,800	4,000	4,100
2211210	Subsistence for Travellers Outside The Bahamas	5,541	600	37,720	35,834	37,720	38,663
	International Travel & Subsistence	5,541	1,000	41,720	39,634	41,720	42,763
22210EE	Rent						
2221102	Rent - Office	43,928	29,127	45,600	45,600	45,600	46,740
	Rent	43,928	29,127	45,600	45,600	45,600	46,740
22310EE	Utilities & Communication						
2231303	Sewerage	0	2,076	4,500	4,275	4,500	4,613
	Utilities & Communication	0	2,076	4,500	4,275	4,500	4,613
22410EE	Supplies & Materials						

[Head 022] TREASURY DEPARTMENT



ITEM NO.	TITLE OF ITEM	PROVISIONAL ACTUAL EXPENDITURE	EXPENDITURE (PROVISIONAL)	APPROVED ESTIMATES	ESTIMATES	PRELIMINARY FORECAST ESTIMATES	PRELIMINARY FORECAST ESTIMATES
		2017/2018 \$	JUL - MAR 2018/2019 \$	2018/2019 \$	2019/2020 \$	2020/2021 \$	2021/2022 \$
2241201	Office Supplies & Stationery	0	19,438	52,000	49,400	52,000	53,300
2241205	Food, Ice & Drinking Water	0	7,412	10,400	9,880	10,400	10,660
2241206	Publications	1,712	629	2,400	2,280	2,400	2,460
2241211	Cleaning & Toilet Supplies	0	6,579	16,000	15,200	16,000	16,400
2241212	Computer Software Supplies & Solutions	0	0	1,600	1,520	1,600	1,640
2241213	Clothing & Clothing Supplies	0	0	3,500	3,325	3,500	3,588
2241299	Other Supplies & Materials	4,090	852	2,000	1,900	2,000	2,050
	Supplies & Materials	5,802	34,910	87,900	83,505	87,900	90,098
22510EE	Services						
2251101	Printing & Duplication Service	0	25,333	120,818	114,777	370,818	400,000
2251102	Advertising & Public Notices	0	15,514	40,000	38,000	40,000	41,000
2251107	Workshops, Conferences, Seminars, Meetings & Exhibits	2,257	980	3,000	2,850	3,000	3,075
2251108	Tuition, Training, In-service Awards, Subsistence	3,629	2,128	48,350	45,933	48,350	49,559
2251109	Licencing & Inspection of Vehicles	1,950	195	2,500	2,500	2,500	2,563
2251121	Bank Service Charges	379,749	245,539	880,140	893,342	906,742	1,200,000
2251122	Credit Card Service Charges	2,627,692	2,600,294	2,100,000	3,254,110	4,000,000	7,000,000
2251128	Fees & Other Charges	38,863	36,119	211,675	204,108	218,973	224,447
2251129	Staff Engagement	0	5,047	8,200	7,790	8,200	8,405
2251199	Other Services	10,345	5,756	15,500	14,725	15,500	15,888
2251303	Equipment Maintenance	0	3,867	10,000	9,500	10,000	10,250
2251306	Computers, Business Machines & Related Equipment	110	659	39,975	37,976	39,975	40,974
2251322	Office Furniture Upkeep	0	10,568	50,000	47,500	50,000	51,250
2251327	Warehouse & Storage Facilities Upkeep	0	0	4,000	3,800	4,000	4,100
2251337	Operation of Facilities or Other Services	373,056	256,306	712,400	676,780	712,400	730,210
2251399	Other Contractual Services	0	0	1,300	1,235	1,300	1,333
	Services	3,437,651	3,208,305	4,247,858	5,354,926	6,431,758	9,783,054
22610EE	Minor Capital Repairs						
2261201	Transportation Equipment Upkeep	13,776	7,324	15,000	14,464	40,453	41,464
	Minor Capital Repairs	13,776	7,324	15,000	14,464	40,453	41,464
22810EE	Special Financial Transactions						
2281105	VAT Expenses	7,898,090	11,018,748	3,045,000	5,000,000	15,000,000	18,000,000
2281192	Guarantee Bond - Public Officers	0	0	500	475	500	513
	Special Financial Transactions	7,898,090	11,018,748	3,045,500	5,000,475	15,000,500	18,000,513
22920EE	Finance Charges (Hedging/Charges)						
2292011	Hedging Gain/Losses	24,456,817	0	0	35,560,730	32,041,565	28,538,712
2292012	Fees & Charges on Debt Transactions	12,496,793	0	0	10,000,000	10,000,000	10,000,000
	Finance Charges (Hedging/Charges)	36,953,610	0	0	45,560,730	42,041,565	38,538,712
	Use of Goods & Services	48,361,638	14,311,784	7,527,251	56,140,823	63,733,169	66,588,109

[Head 022] TREASURY DEPARTMENT



ITEM NO.	TITLE OF ITEM	PROVISIONAL EXPENDITURE		APPROVED ESTIMATES	ESTIMATES	PRELIMINARY FORECAST ESTIMATES	PRELIMINARY FORECAST ESTIMATES
		ACTUAL EXPENDITURE	(PROVISIONAL) JUL - MAR				
		2017/2018 \$	2018/2019 \$	2018/2019 \$	2019/2020 \$	2020/2021 \$	2021/2022 \$
	OTHER CHARGES						
24000EE	Interest						
24200EE	Interest to Residents Other Than General Government						
2421999	Public Debt Servicing - Interest	313,863,300	0	0	0	0	0
	Interest to Residents Other Than General Government	313,863,300	0	0	0	0	0
	Interest	313,863,300	0	0	0	0	0
27000EE	Social Benefits						
27300EE	Pensions & Gratuities						
2731102	Parliamentary Pensions	1,682,434	1,425,937	2,042,323	2,042,323	2,042,323	2,093,381
2731103	War Veterans & Widows Pensions	56,469	28,970	64,600	14,600	14,600	14,600
2731104	Widows & Orphans Pensions	71,571	49,964	135,400	135,575	136,400	138,785
2731105	Pensions - Ex-Service Men (Br. Legion Fund)	0	0	0	50,000	50,000	50,000
2731202	Parliamentary Officials Gratuities	554,417	105,750	1,440,348	600,000	800,000	800,000
	Pensions & Gratuities	2,364,891	1,610,621	3,682,671	2,842,498	3,043,323	3,096,766
	Social Benefits	2,364,891	1,610,621	3,682,671	2,842,498	3,043,323	3,096,766
28000EE	Other Payments						
28200EE	Transfers N.E.C.						
2821110	Clico Obligations	9,911,377	0	0	0	0	0
	Transfers N.E.C.	9,911,377	0	0	0	0	0
	OTHER CHARGES	9,911,377	0	0	0	0	0
32120EE	Sinking Fund Contrib-Internal						
5212001	Sinking Fund Har. Malcolm Property Purchase Loan	0	0	1,486	0	0	0
5212002	The Clifton Heritage Authority	0	0	1,130,521	0	0	0
	Sinking Fund Contrib-Internal	0	0	1,132,007	0	0	0
32220EE	Sinking Fund Contrib-External						
5222001	USD \$200.0M BOND (6.625%)	0	0	3,700,000	0	0	0
5222002	US \$100M Bond	0	0	1,700,000	0	0	0
5222003	USD \$750M 6% Notes (2017-2028)	0	26,639,392	39,959,088	0	0	0
	Sinking Fund Contrib-External	0	26,639,392	45,359,088	0	0	0
	SINKING FUND CONTRIBUTIONS	0	26,639,392	46,491,095	0	0	0

[Head 022] TREASURY DEPARTMENT



ITEM NO.	TITLE OF ITEM	PROVISIONAL EXPENDITURE				PRELIMINARY FORECAST	PRELIMINARY FORECAST
		ACTUAL EXPENDITURE	(PROVISIONAL) EXPENDITURE	APPROVED ESTIMATES	ESTIMATES	ESTIMATES	ESTIMATES
		2017/2018	JUL - MAR 2018/2019	2018/2019	2019/2020	2020/2021	2021/2022
		\$	\$	\$	\$	\$	
	TREASURY DEPARTMENT TOTAL EXPENSES	414,657,217	72,015,615	100,872,852	104,140,673	114,067,244	118,364,928

The Accounting Officer for this Head is the TREASURER

PUBLIC DEBT SERVICING - REDEMPTION NOT INCLUDED IN TOTAL ABOVE							
33000EE	Repayments	1,072,345,080	0	0	0	0	0

Sinking Fund balances are included in Public Debt Redemption and have been moved from Head 22. As these represent investments in future financial assets, they will continue to be excluded from the calculation of the GFS deficit.

[Head 023] CUSTOMS DEPARTMENT



ITEM NO.	TITLE OF ITEM	PROVISIONAL EXPENDITURE		APPROVED ESTIMATES	ESTIMATES	PRELIMINARY FORECAST ESTIMATES	PRELIMINARY FORECAST ESTIMATES
		ACTUAL EXPENDITURE	(PROVISIONAL) EXPENDITURE				
		2017/2018 \$	JUL - MAR 2018/2019 \$	2018/2019 \$	2019/2020 \$	2020/2021 \$	2021/2022 \$
PERSONAL EMOLUMENTS							
21110EE	Wages & Salaries (In Cash)						
2111101	Salary-Permanent/Pensionable	22,612,898	17,697,278	23,475,080	23,281,381	23,457,096	23,632,811
2111102	Salary-Contract Workers	29,963	21,975	710,000	50,000	50,000	50,000
2111103	Global Provision - New Appts - Monthly Employees	0	0	0	1,080,000	1,080,000	1,080,000
	Wages & Salaries (In Cash)	22,642,861	17,719,253	24,185,080	24,411,381	24,587,096	24,762,811
21120EE	Allowances						
2112102	Overtime - Monthly Employees (General)	0	1,214,466	1,500,000	3,700,348	3,600,000	3,600,000
2112104	Scarcity Allowance	5,000	2,917	5,000	5,000	5,000	5,125
2112111	Shift & On-Call Allowance	845,278	632,743	1,072,500	1,072,500	1,072,500	1,099,313
2112115	Responsibility Allowance	6,487	53,124	152,000	152,000	152,000	155,800
2112116	Acting Allowance	3,300	1,750	3,000	3,000	3,000	3,075
2112124	Resettlement Allowance	60,950	44,000	70,000	60,000	60,000	60,000
2112125	Disturbance Allowance/Geographical	382,533	274,423	350,000	350,000	350,000	358,750
2112132	Uniform Allowance	168,000	1,243,905	1,500,000	1,835,000	1,835,000	1,835,000
2112199	Other Allowances	0	5,904	10,000	10,000	10,000	10,250
	Allowances	1,471,548	3,473,232	4,662,500	7,187,848	7,087,500	7,127,313
	Personal Emoluments	24,114,409	21,192,485	28,847,580	31,599,229	31,674,596	31,890,124
22000EE	Use of Goods & Services						
22111EE	Domestic Travel & Subsistence						
2211101	Air Transport of Persons Within The Bahamas	0	52,839	56,000	95,000	130,000	140,000
2211103	Mileage Within The Bahamas	1,730	0	0	0	0	0
2211110	Subsistence for Travellers Within The Bahamas	42,501	64,646	75,000	114,000	130,000	140,000
	Domestic Travel & Subsistence	44,231	117,485	131,000	209,000	260,000	280,000
22112EE	International Travel & Subsistence						
2211201	Air Transport of Persons Outside The Bahamas	0	6,825	12,000	11,400	14,000	15,000
2211210	Subsistence for Travellers Outside The Bahamas	4,928	6,280	7,650	7,413	8,000	8,500
	International Travel & Subsistence	4,928	13,105	19,650	18,813	22,000	23,500
22210EE	Rent						
2221101	Rent - Living Accommodation (General)	1,593,160	1,267,972	1,300,000	1,600,000	1,600,000	1,600,000
2221102	Rent - Office	422,721	213,221	275,000	280,000	280,000	280,000
	Rent	2,015,881	1,481,193	1,575,000	1,880,000	1,880,000	1,880,000
22410EE	Supplies & Materials						
2241104	Oil & Lubricants	0	117	16,000	16,000	16,000	16,400
2241201	Office Supplies & Stationery	0	64,584	116,240	142,500	150,000	160,000
2241204	Medical & Surgical Supplies	0	0	400	400	400	410
2241205	Food, Ice & Drinking Water	0	16,010	25,152	33,250	40,000	45,000

[Head 023] CUSTOMS DEPARTMENT



ITEM NO.	TITLE OF ITEM	PROVISIONAL EXPENDITURE		APPROVED ESTIMATES	ESTIMATES	PRELIMINARY FORECAST ESTIMATES	PRELIMINARY FORECAST ESTIMATES
		ACTUAL EXPENDITURE	(PROVISIONAL) JUL - MAR				
		2017/2018 \$	2018/2019 \$	2018/2019 \$	2019/2020 \$	2020/2021 \$	2021/2022 \$
2241206	Publications	4,861	4,664	6,000	5,700	6,000	6,150
2241211	Cleaning & Toilet Supplies	0	13,436	44,360	42,142	44,360	45,469
2241212	Computer Software Supplies & Solutions	1,310	1,342	3,200	3,040	3,200	3,280
2241213	Clothing & Clothing Supplies	15,595	48,838	184,000	174,800	184,000	188,600
2241214	Food (For Animals)	0	0	2,560	2,560	2,560	2,624
2241299	Other Supplies & Materials	10,045,809	1,801,917	2,441,195	76,000	80,000	80,000
	Supplies & Materials	10,067,575	1,950,908	2,839,107	496,392	526,520	547,933
22510EE	Services						
2251101	Printing & Duplication Service	0	12,931	30,000	38,000	40,000	40,000
2251102	Advertising & Public Notices	0	300	3,200	3,040	3,200	3,280
2251107	Workshops, Conferences, Seminars, Meetings & Exhibits	1,680	700	2,800	9,500	10,000	10,500
2251108	Tuition, Training, In-service Awards, Subsistence	1,559	0	2,900	2,755	2,900	2,973
2251109	Licensing & Inspection of Vehicles	9,030	8,593	20,000	28,000	28,000	28,000
2251110	Postage, Postal Machines & Services	552	351	1,500	1,425	1,500	1,538
2251111	Security Services Contract	110,729	76,506	160,000	160,000	160,000	164,000
2251115	Consultancy Services	0	0	0	917,000	917,000	917,000
2251128	Fees & Other Charges	84,406	111,098	210,000	199,975	210,500	215,750
2251129	Staff Engagement	0	16,878	26,560	25,232	26,560	27,224
2251201	Local Transportation of Goods	4,090	1,275	5,000	4,750	5,000	5,125
2251203	Freight & Express	30,105	15,306	38,000	36,100	38,000	38,950
2251302	Building Maintenance	39,477	28,675	50,000	95,000	100,000	100,000
2251303	Equipment Maintenance	1,684	1,094	3,000	2,850	3,000	3,075
2251306	Computers, Business Machines & Related Equipment	18,076	102,561	105,000	99,750	155,000	158,875
2251336	Sanitact Maintenance Contract	0	6,763	15,000	14,250	15,000	15,375
2251339	Janitorial Service Contracts	167,101	123,234	160,000	166,250	175,000	175,000
2251399	Other Contractual Services	34,602	12,945	31,000	29,450	81,000	83,025
	Services	503,091	519,210	863,960	1,833,327	1,971,660	1,989,690
22610EE	Minor Capital Repairs						
2261201	Transportation Equipment Upkeep	70,333	47,732	75,000	76,000	80,000	80,000
2261203	Maintenance & Upkeep of Sea Crafts	22,633	19,957	80,000	76,000	130,000	133,250
	Minor Capital Repairs	92,966	67,689	155,000	152,000	210,000	213,250
22810EE	Special Financial Transactions						
2281105	VAT Expenses	0	58	1,000	950	1,000	1,025
	Special Financial Transactions	0	58	1,000	950	1,000	1,025
	Use of Goods & Services	12,728,672	4,149,648	5,584,717	4,590,482	4,871,180	4,935,398
26000EE	Grants						
26200EE	Grants to International Organizations						
2621109	Caribbean Customs Law Enforcement Council	9,800	9,800	11,000	10,450	11,000	11,275
	Grants to International Organizations	9,800	9,800	11,000	10,450	11,000	11,275

[Head 023] CUSTOMS DEPARTMENT



ITEM NO.	TITLE OF ITEM	PROVISIONAL EXPENDITURE				PRELIMINARY FORECAST	PRELIMINARY FORECAST
		ACTUAL EXPENDITURE	(PROVISIONAL) EXPENDITURE	APPROVED ESTIMATES	ESTIMATES	ESTIMATES	ESTIMATES
		2017/2018	JUL - MAR 2018/2019	2018/2019	2019/2020	2020/2021	2021/2022
		\$	\$	\$	\$	\$	
	Grants	9,800	9,800	11,000	10,450	11,000	11,275
	CUSTOMS DEPARTMENT TOTAL EXPENSES	36,852,881	25,351,933	34,443,297	36,200,161	36,556,776	36,836,797

The Accounting Officer for this Head is the COMPTROLLER

[Head 024] DEPARTMENT OF STATISTICS



ITEM NO.	TITLE OF ITEM	PROVISIONAL	EXPENDITURE	APPROVED		PRELIMINARY	PRELIMINARY
		ACTUAL	(PROVISIONAL)	ESTIMATES	ESTIMATES	FORECAST	FORECAST
		EXPENDITURE	JUL - MAR			ESTIMATES	ESTIMATES
	2017/2018	2018/2019	2018/2019	2019/2020	2020/2021	2021/2022	
	\$	\$	\$	\$	\$	\$	
PERSONAL EMOLUMENTS							
21110EE	Wages & Salaries (In Cash)						
2111101	Salary-Permanent/Pensionable	2,472,146	1,840,951	2,639,600	2,733,522	2,787,686	2,857,378
2111102	Salary-Contract Workers	0	270	92,000	92,000	92,000	94,300
	Wages & Salaries (In Cash)	2,472,146	1,841,221	2,731,600	2,825,522	2,879,686	2,951,678
21120EE	Allowances						
2112102	Overtime - Monthly Employees (General)	0	1,077	3,000	6,761	7,000	7,500
2112114	Duty Allowance	0	0	2,000	2,000	2,000	2,050
2112115	Responsibility Allowance	5,500	4,125	7,000	7,000	7,000	7,175
2112116	Acting Allowance	2,900	2,175	4,000	4,000	4,000	4,100
2112199	Other Allowances	258,399	250	260,000	260,000	260,000	266,500
	Allowances	266,799	7,627	276,000	279,761	280,000	287,325
	Personal Emoluments	2,738,945	1,848,848	3,007,600	3,105,283	3,159,686	3,239,003
22000EE	Use of Goods & Services						
22111EE	Domestic Travel & Subsistence						
2211101	Air Transport of Persons Within The Bahamas	0	7,141	40,000	116,850	143,000	148,000
2211103	Mileage Within The Bahamas	2,750	1,500	8,000	7,600	8,000	8,000
2211110	Subsistence for Travellers Within The Bahamas	2,744	13,269	65,000	211,850	240,000	241,000
2211114	Incidental Travel Expenses Within The Bahamas	0	0	0	55,765	58,700	58,700
	Domestic Travel & Subsistence	5,494	21,910	113,000	392,065	449,700	455,700
22112EE	International Travel & Subsistence						
2211201	Air Transport of Persons Outside The Bahamas	0	7,836	20,000	19,000	20,000	20,500
2211210	Subsistence for Travellers Outside The Bahamas	0	3,530	22,000	20,900	22,000	22,550
	International Travel & Subsistence	0	11,366	42,000	39,900	42,000	43,050
22310EE	Utilities & Communication						
2231201	Electricity	0	0	91,761	0	0	0
	Utilities & Communication	0	0	91,761	0	0	0
22410EE	Supplies & Materials						
2241201	Office Supplies & Stationery	161	5,376	16,000	102,600	120,000	120,400
2241205	Food, Ice & Drinking Water	0	3,033	4,400	56,050	70,000	70,000
2241206	Publications	844	1,180	1,440	99,940	105,200	105,200
2241211	Cleaning & Toilet Supplies	0	3,278	0	135,850	143,000	143,000
2241213	Clothing & Clothing Supplies	143	444	1,360	2,850	30,000	3,000
2241299	Other Supplies & Materials	465	0	1,500	521,900	602,000	602,000
	Supplies & Materials	1,613	13,311	24,700	919,190	1,070,200	1,043,600

[Head 024] DEPARTMENT OF STATISTICS



ITEM NO.	TITLE OF ITEM	PROVISIONAL EXPENDITURE		APPROVED ESTIMATES	ESTIMATES	PRELIMINARY FORECAST ESTIMATES	PRELIMINARY FORECAST ESTIMATES
		ACTUAL EXPENDITURE	(PROVISIONAL) EXPENDITURE				
		2017/2018 \$	JUL - MAR 2018/2019 \$				
22510EE	Services						
2251101	Printing & Duplication Service	0	3,040	10,620	63,289	96,620	97,386
2251102	Advertising & Public Notices	533	75	29,600	30,020	31,600	32,340
2251107	Workshops, Conferences, Seminars, Meetings & Exhibits	4,445	2,541	9,000	99,750	105,000	105,000
2251108	Tuition, Training, In-service Awards, Subsistence	0	0	7,200	6,840	7,200	7,380
2251109	Licensing & Inspection of Vehicles	1,950	585	2,700	4,000	4,000	4,000
2251111	Security Services Contract	0	0	0	144,000	144,000	144,000
2251128	Fees & Other Charges	1,766	830	9,250	16,150	17,000	17,000
2251129	Staff Engagement	0	2,420	2,480	9,500	10,000	10,000
2251199	Other Services	0	0	150,000	19,000	20,000	20,000
2251201	Local Transportation of Goods	0	0	0	5,700	6,000	6,000
2251203	Freight & Express	0	0	0	475	500	500
2251302	Building Maintenance	0	0	2,400	3,800	4,000	4,000
2251303	Equipment Maintenance	0	0	0	63,650	70,000	70,000
2251321	Fumigation & Pest Control	0	0	0	4,750	5,000	5,000
2251330	Upkeep & Maintenance of Instruments & Apparatus	160	235	700	665	700	718
2251336	Sanitact Maintenance Contract	0	0	0	4,275	4,500	4,500
2251337	Operation of Facilities or Other Services	560	5,626	50,000	77,663	81,750	81,750
2251339	Janitorial Service Contracts	0	0	0	79,420	83,600	83,600
	Services	9,414	15,352	273,950	632,947	691,470	693,174
22610EE	Minor Capital Repairs						
2261201	Transportation Equipment Upkeep	4,056	6,941	8,000	107,350	113,000	113,450
	Minor Capital Repairs	4,056	6,941	8,000	107,350	113,000	113,450
22810EE	Special Financial Transactions						
2281105	VAT Expenses	0	0	1,000	950	1,000	1,025
2281154	Geographical Information System Project	29,374	31,095	50,000	47,500	50,000	51,250
	Special Financial Transactions	29,374	31,095	51,000	48,450	51,000	52,275
	Use of Goods & Services	49,951	99,975	604,411	2,139,902	2,417,370	2,401,249
	DEPARTMENT OF STATISTICS TOTAL EXPENSES	2,788,896	1,948,823	3,612,011	5,245,185	5,577,056	5,640,252

The Accounting Officer for this Head is the DIRECTOR

[Head 026] PUBLIC DEBT SERVICING - INTEREST



ITEM NO.	TITLE OF ITEM	PROVISIONAL EXPENDITURE		APPROVED ESTIMATES	ESTIMATES	PRELIMINARY FORECAST ESTIMATES	PRELIMINARY FORECAST ESTIMATES
		ACTUAL EXPENDITURE	(PROVISIONAL) JUL - MAR				
		2017/2018 \$	2018/2019 \$	2018/2019 \$	2019/2020 \$	2020/2021 \$	2021/2022 \$
22000EE	Use of Goods & Services						
22920EE	Finance Charges (Hedging/Charges)						
2292011	Hedging Gain/Losses	0	17,883,323	29,573,565	0	0	0
2292012	Fees & Charges on Debt Transactions	0	6,673,943	5,000,000	0	0	0
	Finance Charges (Hedging/Charges)	0	24,557,266	34,573,565	0	0	0
	Use of Goods & Services	0	24,557,266	34,573,565	0	0	0
24000EE	Interest						
24100EE	Interest to Non Residents						
2411116	IDB 1266/OC-BH (21.0m) Infrastructure Rehabilitation	0	187,483	798,000	719,638	551,234	0
2411117	IDB (46.2M) Loan 1320/OC-BH (N.P. Transport Prog.) (22/10/0)	0	289,855	1,650,450	1,406,332	725,247	545,148
2411119	IDB 1695/OC-BH Education Support Programme	0	320,468	650,348	650,348	551,905	411,600
2411120	IADB 1988/OC-BH Supplementary Financing	0	1,552,922	2,590,390	3,881,784	3,665,042	3,456,030
2411121	CDB 09/OR-BHA Loan US\$10.109M	0	177,790	480,000	415,024	488,560	462,095
2411122	Airport Highway Project Loan	0	912,717	1,110,286	1,061,963	986,508	913,359
2411123	Air Transport Reform Programme (2682/83) OC-BH Loan	0	263,326	1,216,934	1,592,166	1,549,128	1,420,324
2411124	North Abaco Port/Abaco Bridge (Sept/Mar)	0	711,392	727,027	777,831	725,002	673,990
2411125	IADB 2773/OC-BH NPTP S.F.II	0	921,399	1,615,000	2,779,589	2,677,548	2,580,303
2411126	CDB 02/SFR-BHA(29/08/2013) US\$750,000 2023	0	7,732	21,652	21,652	10,826	5,413
2411129	IDB (16.7M) Loan 1617/OC-BH (28/04/2005)	0	45,137	211,000	174,182	161,122	148,256
2411132	US \$21.0M IDB Loan No. 848/OC-BH (1995)	0	62,854	730,000	730,000	0	0
2411133	US\$ EEC Rural Energy (1991) 2000-2030	0	3,641	7,500	7,438	7,134	6,826
2411134	Food Technology Laboratory	0	326	3,400	3,400	1,700	850
2411140	US\$200.0M Notes (6.625%) Due May 15 2033 J P Morgan	0	6,625,000	13,250,000	13,250,000	13,250,000	13,250,000
2411141	US\$300M Bond (20/11/2009) 6.950% JP Morgan	0	10,425,000	20,850,000	20,850,000	20,850,000	20,850,000
2411150	IDB 1170/OC-BH (\$23.5M) Solid Waste Management Loan (29/10/99)	0	60,607	869,000	820,276	0	0
2411152	Export/Import Bank of China Loan	0	55,219	106,054	100,252	87,088	74,192
2411153	US \$100M Bond	0	3,562,500	7,125,000	7,125,000	7,125,000	7,125,000
2411154	Deutsche Bank 75M Euro Loan	0	4,239,651	4,876,690	4,697,810	2,610,374	0
2411155	US\$300M Notes (5.75%)	0	17,250,000	17,250,000	17,250,000	17,250,000	17,250,000
2411156	USD \$750M 6% Notes (2026-2028)	0	22,500,000	45,000,000	45,000,000	45,000,000	45,000,000
2411158	Deutsche Bank 45M Euro Senior Unsecured Facility	0	1,535,625	3,098,126	3,098,125	3,089,688	3,089,688
2411160	Deutsche Bank RBDF Atradius Loan	0	1,097,956	1,301,824	3,048,634	2,795,760	1,541,845

[Head 026] PUBLIC DEBT SERVICING - INTEREST



ITEM NO.	TITLE OF ITEM	PROVISIONAL	EXPENDITURE	APPROVED		PRELIMINARY	PRELIMINARY
		ACTUAL	(PROVISIONAL)	ESTIMATES	ESTIMATES	FORECAST	FORECAST
		EXPENDITURE	JUL - MAR			ESTIMATES	ESTIMATES
		2017/2018	2018/2019	2018/2019	2019/2020	2020/2021	2021/2022
		\$	\$	\$	\$	\$	\$
2411161	IADB 3340/OC-BH Loan	0	46,393	266,948	366,420	758,762	1,075,762
2411162	IADB 3499/OC-BH Loan	0	75,821	243,180	389,406	699,907	775,380
2411163	Credit Suisse CHF 100 Million Loan	0	4,598,883	3,978,591	4,715,332	3,941,386	3,150,299
2411164	Credit Suisse CHF 150 Million Loan	0	7,457,308	6,468,692	7,397,034	6,191,844	4,956,566
2411166	IADB 4549/OC-BH \$30 Million Government Digital Transformation to Strengthen Competitiveness Loan	0	0	0	359,406	369,406	379,406
2411168	IADB Loan 3907/OC-BH	0	0	0	359,409	369,409	379,409
2411169	IADB Loan 3787/OC-BH	0	30,959	0	0	0	0
2411180	US\$180 Million Loan	0	9,162,680	11,250,000	12,057,413	12,024,469	12,024,469
2411181	IADB 2756/OC-BH Trade Sector Loan	0	427,390	287,513	501,550	500,314	475,854
2411182	IADB 2758/OC-BH Social Safety Loan	0	130,827	92,758	129,064	122,330	114,918
	Interest to Non Residents	0	94,738,861	148,126,363	155,736,478	149,136,693	142,136,982
24200EE	Interest to Residents Other Than General Government						
2421101	Harcourt Malcolm Property Purchase Loan	0	6,143	12,286	12,286	12,286	12,286
2421104	Provision for Interest on New Borrowings	0	0	19,898,250	13,500,000	13,500,000	13,500,000
2421105	FCIB \$100M Syndicate Loan - Interest	0	2,240,479	3,180,000	3,180,000	2,488,219	1,788,219
2421106	Royal Fidelity Government Stock - Interest	0	6,426,131	9,760,788	9,517,942	7,423,986	6,766,015
2421109	GOB \$130 Million Club Loan	0	3,394,469	4,149,316	3,960,700	2,561,711	1,261,823
2421110	RBC Capital Works Loans	0	323,441	426,675	881,093	832,337	780,186
2421111	RBC \$100 Million Loan	0	2,020,205	0	5,484,000	5,484,000	5,484,000
2421112	Interest on Advances & Short Term Loans	0	1,239,508	13,479,760	8,479,760	8,479,760	8,479,760
2421113	Treasury Bills A Interest Domestic	0	9,006,239	9,415,000	9,415,000	9,415,000	9,415,000
2421134	Treasury Stock B\$50M (10/8/98) 2011-2018 {Aug/ Feb}	0	480,394	480,394	0	0	0
2421136	Treasury Stock B\$30M (21/10/98) 2008-2018 {Oct/ Apr}	0	242,851	242,852	0	0	0
2421137	Treasury Stock B\$50.0M (21/07/99) 2011-2019 {Jul/ Jan}	0	684,324	704,325	233,999	0	0
2421138	Treasury Stock B\$28.0M (23/11/99) 2016-2019 {Nov/ May}	0	474,178	708,178	237,877	0	0
2421139	Treasury Stock B\$30.0M (23/11/99) 2018-2020 {Sep/ Mar}	0	1,183,176	1,183,178	713,892	238,798	0
2421140	Treasury Stock B\$25.8M (25/10/00) 2013-2020 {Oct/ Apr}	0	474,735	946,877	712,236	237,501	0
2421141	Treasury Stock B\$34.4M (30/07/01) 2019-2021 {Jul/ Jan}	0	1,641,312	1,641,314	1,401,588	926,114	341,266
2421142	Treasury Stock B\$40.9478M (12/12/01) 2018-2021 {Dec/ Jun}	0	978,605	1,716,573	1,244,589	765,151	264,154
2421143	Treasury Stock B\$20.465M (26/04/02) 2020-2021 {Oct/ Apr}	0	492,222	981,754	983,286	502,847	0
2421144	Treasury Stock B\$60.0M (06/09/02) 2017-2022 {Sept/ Mar}	0	2,446,250	2,446,251	2,269,870	1,735,535	1,048,164
2421145	Treasury Stock B\$65.0M (04/12/2002) 2015-2022 {Dec/ Jun}	0	1,160,201	2,314,064	2,317,669	1,967,015	1,280,077
2421146	Treasury Stock B\$61.1M (08/04/2003) 2019-2023 {Oct/ Apr}	0	1,400,357	2,793,064	2,121,968	2,114,159	1,433,688
2421147	Treasury Stock B\$75.0M	0	2,075,000	2,075,001	2,074,482	2,075,519	2,075,001

[Head 026] PUBLIC DEBT SERVICING - INTEREST



ITEM NO.	TITLE OF ITEM	PROVISIONAL	EXPENDITURE	APPROVED ESTIMATES	ESTIMATES	PRELIMINARY	PRELIMINARY
		ACTUAL	(PROVISIONAL)			FORECAST	FORECAST
		EXPENDITURE				ESTIMATES	ESTIMATES
		JUL - MAR					
		2017/2018	2018/2019	2018/2019	2019/2020	2020/2021	2021/2022
		\$	\$	\$	\$	\$	\$
2421148	Treasury Stock B\$23.2898M (19/02/2004) 2023 - 2024 {Aug/Feb}	0	1,074,028	1,074,029	1,073,392	1,074,667	1,074,029
2421149	Treasury Stock B\$100.0M (29/07/2004) 2015 - 2024 (Jul/Jan)	0	3,376,327	3,376,329	3,158,024	2,937,542	2,490,352
2421150	Treasury Stock \$100.0M (22/10/2004) 2015 - 2024 {Oct/Apr}	0	1,353,699	2,700,001	2,373,963	2,035,538	2,039,064
2421151	Treasury Stock B\$40.0M (2022-2025) 27/4/05 {Oct/Apr}	0	905,599	1,806,251	1,809,618	1,802,885	1,806,251
2421152	Treasury Stock B\$40.4666M (2020-2025) {Dec/June}	0	913,484	1,821,977	1,824,527	1,580,599	1,582,814
2421153	Treasury Stock B\$75.0M (2021-2025) {Sept/March}	0	3,351,562	3,351,563	3,344,931	3,344,921	3,023,811
2421154	Treasury Stock B\$75.0M (2021-2026) {July/Jan}	0	3,387,500	3,387,501	3,386,910	3,388,093	2,946,876
2421155	Treasury Stock B\$25.8942M 2025 {Dec/ June}	0	600,444	1,197,607	1,199,266	1,195,949	1,197,607
2421156	Treasury Stock B\$51.645M (04/05/06) 2024 -2026	0	1,181,803	2,344,338	2,348,480	2,340,197	2,344,338
2421157	Treasury Stock B\$100M (22/9/06)2021-2025 Sept/ March	0	4,500,000	4,500,001	4,509,440	4,490,562	4,281,499
2421158	Treasury Stock B\$50.0M (28/3/07) 2026-2027 March/ Sept.	0	2,273,437	2,237,439	2,277,971	2,268,906	2,273,439
2421159	BGRS B\$45.284M(09/05/07)2027	0	1,041,532	2,066,083	2,069,502	2,062,666	2,066,084
2421160	BGRS B\$100M(26/07/07)2027-37	0	4,815,625	4,815,626	4,814,591	4,816,662	4,815,626
2421161	BGRS B\$35.0M(08/10/07)2027-2029	0	806,892	1,609,376	1,612,605	1,606,147	1,609,376
2421162	BGRS B\$31.5009M(28/11/07)2018-30	0	705,537	1,187,268	973,031	829,902	689,064
2421163	BGRS B\$100M(22/09/08)2028-2033	0	4,620,312	4,620,313	4,630,132	4,610,495	4,620,313
2421164	BGRS B\$107.226M(2009)2028-2033	0	4,915,624	4,915,625	4,914,713	4,916,537	4,915,625
2421165	BGRS B\$150M (27/08/2009) 2028-36	0	6,647,656	6,647,658	6,644,657	6,650,659	6,647,658
2421166	BGRS B\$59.7243M (26/04/10) 2028-2030	0	1,301,422	2,595,734	2,600,569	2,590,899	2,595,734
2421167	BGRS B\$100M(26/07/10)2028-2037	0	4,371,354	4,370,705	4,369,981	4,372,729	4,371,354
2421168	BGRS B\$100M(19/10/10)2015-2030	0	1,093,091	2,180,209	1,754,709	1,319,385	1,321,876
2421169	BGRS B\$34.9932M(10/12/10)2026-2029	0	768,357	1,532,517	1,534,760	1,530,273	1,532,517
2421170	BGRS B\$100M(15/08/11)2016-2032	0	3,902,153	3,902,154	3,688,602	3,477,268	3,262,501
2421171	BGRS B\$60M(10/11/11)2016-2028	0	1,086,986	1,944,722	1,732,634	1,514,600	1,301,563
2421172	BGRS B\$10.6359M(26/02/12)2019-2021	0	227,960	454,676	369,877	171,009	0
2421173	BGRS B\$200M(16/07/2012)2017-31	0	7,174,192	7,174,192	6,774,240	6,365,943	5,546,631
2421174	BGRS B\$100M(25/09/2012)2016-32	0	3,650,000	3,650,002	3,339,102	3,004,641	3,010,744
2421175	BGRS B\$25M(29/10/2012)2031-32	0	540,246	1,077,540	1,079,532	1,075,548	1,077,540
2421176	BGRS B\$50 Million	0	1,080,491	2,155,078	2,158,031	2,152,127	2,155,078
2421177	Treasury Stock B\$70M (26/07/2013)	0	3,009,961	3,009,963	3,008,920	2,903,838	2,796,876
2421178	Treasury Stock B\$45M (23/09/2013)	0	1,939,649	1,939,650	1,943,391	1,935,910	1,939,650
2421179	Treasury Stock \$35M (30/10/14)2019-2021	0	264,306	527,169	345,343	161,623	81,182
2421181	BGRS B\$110M (2021-2038) Jul-Sep	0	2,244,406	0	5,118,702	5,132,725	5,003,765
2421182	BGRS \$129 Million (2018) 2021-2048	0	0	0	6,182,002	6,165,111	6,123,021
2421183	Treasury Stock B\$40M (25/07/16) 2025-26{Jul/Jan}	0	1,797,500	1,797,501	1,797,501	1,802,425	1,797,501

[Head 026] PUBLIC DEBT SERVICING - INTEREST



ITEM NO.	TITLE OF ITEM	PROVISIONAL	EXPENDITURE	APPROVED ESTIMATES	ESTIMATES	PRELIMINARY	PRELIMINARY
		ACTUAL	(PROVISIONAL)			FORECAST	FORECAST
		EXPENDITURE				ESTIMATES	ESTIMATES
		JUL - MAR					
		2017/2018	2018/2019	2018/2019	2019/2020	2020/2021	2021/2022
		\$	\$	\$	\$	\$	\$
2421184	Treasury Stock B\$30M (04/08/17) 2036 {Aug/Feb}	0	1,620,000	1,620,001	1,620,001	1,624,439	1,620,001
2421185	Treasury Stock B\$30M (26/02) 2036 #2 {Aug/Feb}	0	1,620,000	1,620,001	1,620,001	1,624,439	1,620,001
2421186	Treasury Stock B\$25M (23/09/16) 2036 {Sept/Mar}	0	1,350,000	1,350,001	1,353,700	1,350,002	1,350,002
2421187	Treasury Stock B\$50M (03/04/16) 2036 {Apr/Oct} #4	0	1,353,699	2,700,001	2,707,398	2,700,001	2,700,001
2421188	Treasury Stock B\$20M (13/10/16) 2019 {Oct/Apr}	0	300,822	600,001	300,822	0	0
2421189	Treasury Stock B\$5.0M (13/10/16) 2021 {Oct/Apr}	0	81,473	162,501	162,946	162,501	81,473
2421190	Treasury Stock B\$25M (13/10/16) 2036 {Oct/Apr}	0	676,849	1,350,001	1,353,700	1,350,001	1,350,001
2421191	Treasury Stock B\$120M (27/10/16) 2018 {Oct/Apr}	0	1,576,307	1,576,307	0	0	0
2421192	Treasury Stock B\$20M (19/12/16) 2021 {Dec/June}	0	376,027	750,001	752,056	750,001	376,028
2421193	Treasury Stock \$62M 2027-2037 {Oct/Apr} Issue no.118	0	1,466,708	2,925,401	2,933,416	2,850,357	2,774,901
2421194	Treasury Stock B\$50.0M (15/12/17) 2027-2037 {Dec/ Jun}	0	1,258,438	2,510,001	2,516,878	2,510,001	2,510,001
2421195	Treasury Stock B\$75.0M (2019) 28/03/19 {Mar/Sept}	0	978,144	1,967,097	1,819,973	0	0
2421196	Treasury Stock B\$15.0M (2038) 23/08/19 {Aug/Feb}	0	1,661,484	1,661,484	1,734,701	1,739,453	1,704,501
2421197	Treasury Stock B\$75.0M (April 2018)	0	1,977,904	1,972,501	1,819,975	0	0
2421198	Treasury Stock B\$30 M (15/07/16) 2024 {Jul/Jan}	0	1,275,000	1,275,001	1,275,001	1,278,494	1,275,001
2421202	Treasury Stock B\$75.0M (14/07/2017) 2020-2037 {Jul/ Jan}	0	3,610,000	3,610,001	3,610,001	3,544,275	3,460,001
2421203	Treasury Stock \$10.0M (17/07/15) {Jul/Jan} 2023	0	474,999	475,001	474,944	475,058	475,001
2421204	FCIB \$75M Credit Facility	0	650,342	0	2,620,000	2,620,000	2,620,000
2421205	BGRS \$40M 2022-2049 {Jan/July} 15th	0	0	0	1,987,501	1,992,946	1,987,501
2421206	BGRS \$25 Million (15/03/19) 2039-2049	0	0	0	3,089,237	1,400,000	1,400,000
2421207	BGRS \$75 Million (28/03/19)	0	0	0	1,792,501	0	0
2421209	BGRS \$25 Million (15/05/19)	0	0	0	1,862,514	1,400,000	1,400,000
2421210	BGRS \$25.7 Million (15/06/19)	0	0	0	1,902,514	1,440,000	1,440,000
2421211	Interest on RBC Overdraft	0	0	0	7,000,000	7,000,000	7,000,000
	Interest to Residents Other Than General Government	0	141,621,551	198,651,999	215,815,666	196,200,887	185,415,412
	Interest	0	236,360,412	346,778,362	371,552,144	345,337,580	327,552,394
	PUBLIC DEBT SERVICING - INTEREST TOTAL EXPENSES	0	260,917,678	381,351,927	371,552,144	345,337,580	327,552,394

The Accounting Officer for this Head is the DIRECTOR

[Head 028] DEPARTMENT OF INLAND REVENUE



ITEM NO.	TITLE OF ITEM	PROVISIONAL ACTUAL EXPENDITURE	EXPENDITURE (PROVISIONAL)	APPROVED ESTIMATES	ESTIMATES	PRELIMINARY FORECAST ESTIMATES	PRELIMINARY FORECAST ESTIMATES
		2017/2018	JUL - MAR 2018/2019	2018/2019	2019/2020	2020/2021	2021/2022
		\$	\$	\$	\$	\$	\$
PERSONAL EMOLUMENTS							
21110EE	Wages & Salaries (In Cash)						
2111101	Salary-Permanent/Pensionable	3,684,311	2,800,952	3,527,245	1,890,197	1,907,635	1,954,659
2111102	Salary-Contract Workers	1,631,276	751,106	3,240,870	2,795,918	2,795,918	2,795,918
	Wages & Salaries (In Cash)	5,315,587	3,552,058	6,768,115	4,686,115	4,703,553	4,750,577
21120EE	Allowances						
2112101	Honoraria	2,000	560	15,000	15,000	15,000	15,375
2112102	Overtime - Monthly Employees (General)	0	138,054	40,000	120,000	120,000	120,000
2112103	Housing Allowance	14,900	46,600	66,000	69,600	69,600	69,600
2112112	Transport & Mileage Allowance	6,950	4,150	6,600	6,600	6,600	6,765
2112114	Duty Allowance	3,800	0	2,500	2,500	2,500	2,563
2112115	Responsibility Allowance	6,050	4,500	11,500	6,000	6,000	6,000
2112116	Acting Allowance	1,000	0	1,500	1,500	1,500	1,538
2112125	Disturbance Allowance/Geographical	17,911	5,400	18,000	14,400	18,000	18,450
	Allowances	52,611	199,264	161,100	235,600	239,200	240,291
	Personal Emoluments	5,368,198	3,751,322	6,929,215	4,921,715	4,942,753	4,990,868
22000EE	Use of Goods & Services						
22111EE	Domestic Travel & Subsistence						
2211101	Air Transport of Persons Within The Bahamas	0	10,515	12,800	19,285	30,300	35,300
2211103	Mileage Within The Bahamas	2,320	0	0	0	0	0
2211110	Subsistence for Travellers Within The Bahamas	21,636	100,880	19,000	22,800	48,500	50,700
	Domestic Travel & Subsistence	23,956	111,395	31,800	42,085	78,800	86,000
22112EE	International Travel & Subsistence						
2211201	Air Transport of Persons Outside The Bahamas	0	0	2,400	14,250	20,000	25,000
2211210	Subsistence for Travellers Outside The Bahamas	1,805	2,050	2,000	6,650	9,000	9,000
	International Travel & Subsistence	1,805	2,050	4,400	20,900	29,000	34,000
22410EE	Supplies & Materials						
2241201	Office Supplies & Stationery	0	4,572	9,600	22,135	23,300	23,300
2241205	Food, Ice & Drinking Water	0	7,046	12,400	16,436	17,300	17,300
2241206	Publications	2,283	2,050	2,800	2,945	3,100	3,200
2241211	Cleaning & Toilet Supplies	0	3,852	4,800	11,971	12,600	12,600
2241212	Computer Software Supplies & Solutions	2,819	409	2,800	2,660	2,800	2,870
2241213	Clothing & Clothing Supplies	685	318	5,600	5,320	5,600	5,740
2241299	Other Supplies & Materials	25,204	17,877	40,000	40,328	42,450	43,450
	Supplies & Materials	30,991	36,124	78,000	101,795	107,150	108,460
22510EE	Services						
2251101	Printing & Duplication Service	329	30,044	50,000	61,750	65,000	70,000

[Head 028] DEPARTMENT OF INLAND REVENUE



ITEM NO.	TITLE OF ITEM	PROVISIONAL ACTUAL EXPENDITURE	EXPENDITURE (PROVISIONAL)	APPROVED ESTIMATES	ESTIMATES	PRELIMINARY FORECAST ESTIMATES	PRELIMINARY FORECAST ESTIMATES
		2017/2018	JUL - MAR 2018/2019	2018/2019	2019/2020	2020/2021	2021/2022
		\$	\$	\$	\$	\$	\$
2251102	Advertising & Public Notices	73,316	9,268	2,800	28,595	45,100	45,100
2251107	Workshops, Conferences, Seminars, Meetings & Exhibits	26,860	7,703	25,000	47,500	50,000	50,000
2251108	Tuition, Training, In-service Awards, Subsistence	258	0	9,000	23,750	25,000	25,000
2251109	Licensing & Inspection of Vehicles	1,755	1,580	7,000	8,500	8,500	8,500
2251110	Postage, Postal Machines & Services	4,054	150	5,000	4,750	5,000	5,125
2251111	Security Services Contract	0	133,376	216,000	216,000	216,000	221,400
2251115	Consultancy Services	272,776	257,520	500,000	110,000	110,000	110,000
2251128	Fees & Other Charges	31,548	4,192	16,700	16,789	17,673	18,118
2251129	Staff Engagement	0	5,278	11,600	11,020	11,600	11,890
2251203	Freight & Express	1,664	401	3,600	3,421	4,100	4,190
2251302	Building Maintenance	0	2,003	5,000	4,750	5,000	5,125
2251306	Computers, Business Machines & Related Equipment	1,202	491	3,600	3,420	13,600	13,940
2251336	Sanitact Maintenance Contract	0	9,383	16,285	15,471	16,285	16,692
2251337	Operation of Facilities or Other Services	113,918	10,799	25,000	46,455	48,900	53,900
2251339	Janitorial Service Contracts	136,986	98,275	150,000	188,575	202,900	202,900
	Services	664,666	570,463	1,046,585	790,746	844,658	861,880
22610EE	Minor Capital Repairs						
2261201	Transportation Equipment Upkeep	13,150	12,737	20,000	28,500	30,000	30,625
	Minor Capital Repairs	13,150	12,737	20,000	28,500	30,000	30,625
22810EE	Special Financial Transactions						
2281105	VAT Expenses	17	0	1,000	950	1,000	1,025
2281108	Real Property Tax Tribunal	3,300	0	50,000	0	0	0
2281109	Business Licence Appeals	0	0	40,000	0	0	0
2282105	VAT Refund Arrears	0	650,125	10,750,750	0	0	0
	Special Financial Transactions	3,317	650,125	10,841,750	950	1,000	1,025
	Use of Goods & Services	737,885	1,382,894	12,022,535	984,976	1,090,608	1,121,990
28000EE	Other Payments						
28200EE	Transfers N.E.C.						
2821613	Tax Appeals Commission	0	0	50,000	250,000	250,000	250,000
	Transfers N.E.C.	0	0	50,000	250,000	250,000	250,000
	OTHER CHARGES	0	0	50,000	250,000	250,000	250,000
	DEPARTMENT OF INLAND REVENUE TOTAL EXPENSES	6,106,083	5,134,216	19,001,750	6,156,691	6,283,361	6,362,858

The Accounting Officer for this Head is the CHIEF VALUATION OFFICER/CONTROLLER

[Head 029] MINISTRY OF NATIONAL SECURITY



ITEM NO.	TITLE OF ITEM	PROVISIONAL	EXPENDITURE	APPROVED		PRELIMINARY	PRELIMINARY
		ACTUAL	(PROVISIONAL)	ESTIMATES	ESTIMATES	FORECAST	FORECAST
		EXPENDITURE	JUL - MAR	2018/2019	2019/2020	ESTIMATES	ESTIMATES
		2017/2018	2018/2019	2018/2019	2019/2020	2020/2021	2021/2022
		\$	\$	\$	\$	\$	\$
PERSONAL EMOLUMENTS							
21110EE	Wages & Salaries (In Cash)						
2111101	Salary-Permanent/Pensionable	1,292,282	968,683	988,000	1,049,698	1,062,598	1,075,498
2111102	Salary-Contract Workers	199,312	7,888	86,050	76,800	76,800	76,800
2111201	Regular Weekly Wages	79,090	0	86,000	86,000	86,000	88,150
	Wages & Salaries (In Cash)	1,570,684	976,571	1,160,050	1,212,498	1,225,398	1,240,448
21120EE	Allowances						
2112102	Overtime - Monthly Employees (General)	0	1,826	3,000	5,000	5,000	5,000
2112112	Transport & Mileage Allowance	3,611	11,358	16,400	20,000	20,000	20,500
2112114	Duty Allowance	7,800	3,750	5,000	5,000	5,000	5,125
2112115	Responsibility Allowance	17,645	8,833	21,000	21,000	21,000	21,525
2112116	Acting Allowance	0	-1,367	2,000	8,000	8,000	8,200
	Allowances	29,056	24,400	47,400	59,000	59,000	60,350
	Personal Emoluments	1,599,740	1,000,971	1,207,450	1,271,498	1,284,398	1,300,798
22000EE	Use of Goods & Services						
22111EE	Domestic Travel & Subsistence						
2211101	Air Transport of Persons Within The Bahamas	0	1,548	4,000	14,725	15,500	15,500
2211110	Subsistence for Travellers Within The Bahamas	0	5,053	4,000	15,770	16,600	16,600
	Domestic Travel & Subsistence	0	6,601	8,000	30,495	32,100	32,100
22112EE	International Travel & Subsistence						
2211201	Air Transport of Persons Outside The Bahamas	0	39,383	8,000	17,100	18,000	18,075
2211210	Subsistence for Travellers Outside The Bahamas	4,720	23,247	8,000	17,100	18,000	18,075
	International Travel & Subsistence	4,720	62,630	16,000	34,200	36,000	36,150
22410EE	Supplies & Materials						
2241201	Office Supplies & Stationery	0	6,054	9,600	27,265	28,700	28,940
2241205	Food, Ice & Drinking Water	0	2,847	6,000	6,650	7,000	7,150
2241206	Publications	2,886	1,814	4,000	3,800	4,000	4,100
2241211	Cleaning & Toilet Supplies	0	2,416	4,800	4,750	5,000	5,125
2241212	Computer Software Supplies & Solutions	724	3,394	5,600	5,320	5,600	5,740
2241299	Other Supplies & Materials	4,136	3,731	7,360	9,025	9,500	9,738
	Supplies & Materials	7,746	20,256	37,360	56,810	59,800	60,793
22510EE	Services						
2251101	Printing & Duplication Service	0	1,328	2,800	3,800	4,000	4,100
2251102	Advertising & Public Notices	1,700	0	4,000	26,505	27,900	28,523
2251107	Workshops, Conferences, Seminars, Meetings & Exhibits	9,073	2,284	5,000	28,880	30,400	30,525
2251109	Licencing & Inspection of Vehicles	1,950	0	1,950	2,535	2,535	2,599
2251111	Security Services Contract	1,265,939	900,827	1,750,000	1,560,000	1,560,000	1,560,000
2251115	Consultancy Services	26,625	31,775	445,000	200,000	200,000	200,000

[Head 029] MINISTRY OF NATIONAL SECURITY



ITEM NO.	TITLE OF ITEM	PROVISIONAL EXPENDITURE		APPROVED ESTIMATES	ESTIMATES	PRELIMINARY FORECAST ESTIMATES	PRELIMINARY FORECAST ESTIMATES
		ACTUAL EXPENDITURE	(PROVISIONAL)				
		2017/2018 \$	JUL - MAR 2018/2019 \$				
2251128	Fees & Other Charges	11,241	21,538	5,500	7,600	8,000	8,000
2251129	Staff Engagement	0	680	1,320	1,254	1,320	1,353
2251302	Building Maintenance	732	566	1,500	2,375	2,500	2,563
2251337	Operation of Facilities or Other Services	1,712	1,770	3,200	3,087	3,249	3,330
2251345	Closed Circuit Television (CCTV)	0	0	300,000	200,000	200,000	200,000
	Services	1,318,972	960,768	2,520,270	2,036,036	2,039,904	2,040,993
22610EE	Minor Capital Repairs						
2261201	Transportation Equipment Upkeep	6,956	3,013	4,100	4,750	5,000	5,125
	Minor Capital Repairs	6,956	3,013	4,100	4,750	5,000	5,125
22710EE	Operational Expenses						
2271018	Citizens Security	410,324	1,067,448	1,500,000	1,425,000	1,500,000	1,500,000
	Operational Expenses	410,324	1,067,448	1,500,000	1,425,000	1,500,000	1,500,000
22810EE	Special Financial Transactions						
2281001	Special Financial Transactions	1,929	0	2,000,000	1,672,739	1,910,778	2,260,778
2281105	VAT Expenses	0	0	100	95	100	103
	Special Financial Transactions	1,929	0	2,000,100	1,672,834	1,910,878	2,260,881
	Use of Goods & Services	1,750,647	2,120,716	6,085,830	5,260,125	5,583,682	5,936,042
27000EE	Social Benefits						
27200EE	Social Assistance Benefits						
2721109	Victim Care Fund	93,998	56,563	100,000	0	0	0
2721110	National Anti-Drug Plan	20,465	18,387	50,000	110,000	110,000	110,000
	Social Assistance Benefits	114,463	74,950	150,000	110,000	110,000	110,000
	Social Benefits	114,463	74,950	150,000	110,000	110,000	110,000
28000EE	Other Payments						
28200EE	Transfers N.E.C.						
2821209	Contribution - Prison Fellowship	6,150	6,150	12,300	12,300	12,300	12,608
2821408	Broadcasting Corporation of The Bahamas	8,863,800	0	0	0	0	0
	Transfers N.E.C.	8,869,950	6,150	12,300	12,300	12,300	12,608
	OTHER CHARGES	8,869,950	6,150	12,300	12,300	12,300	12,608
	MINISTRY OF NATIONAL SECURITY TOTAL EXPENSES	12,334,800	3,202,787	7,455,580	6,653,923	6,990,380	7,359,448

The Accounting Officer for this Head is the PERMANENT SECRETARY

[Head 030] DEPARTMENT OF IMMIGRATION



ITEM NO.	TITLE OF ITEM	PROVISIONAL	EXPENDITURE	APPROVED		PRELIMINARY	PRELIMINARY
		ACTUAL	(PROVISIONAL)	ESTIMATES	ESTIMATES	FORECAST	FORECAST
		EXPENDITURE	JUL - MAR			ESTIMATES	ESTIMATES
		2017/2018	2018/2019	2018/2019	2019/2020	2020/2021	2021/2022
		\$	\$	\$	\$	\$	\$
PERSONAL EMOLUMENTS							
21110EE	Wages & Salaries (In Cash)						
2111101	Salary-Permanent/Pensionable	17,111,388	12,838,085	17,414,232	20,872,380	20,428,130	19,783,880
2111103	Global Provision - New Appts - Monthly Employees	0	0	1,728,000	1,728,000	1,728,000	1,728,000
2111201	Regular Weekly Wages	210,330	139,193	282,100	179,000	179,000	179,000
	Wages & Salaries (In Cash)	17,321,718	12,977,278	19,424,332	22,779,380	22,335,130	21,690,880
21120EE	Allowances						
2112101	Honoraria	0	140,000	220,000	190,000	190,000	190,000
2112102	Overtime - Monthly Employees (General)	0	820,009	1,080,380	2,080,380	2,080,380	2,080,380
2112103	Housing Allowance	3,200	0	47,000	47,000	47,000	47,000
2112111	Shift & On-Call Allowance	475,571	344,921	829,500	400,000	400,000	400,000
2112112	Transport & Mileage Allowance	49,210	39,592	55,000	55,000	55,000	56,375
2112114	Duty Allowance	160	0	5,000	5,000	5,000	5,000
2112115	Responsibility Allowance	12,400	117,675	213,500	100,000	100,000	100,000
2112116	Acting Allowance	1,433	0	8,000	8,000	8,000	8,000
2112124	Resettlement Allowance	46,045	13,170	112,000	112,000	112,000	112,000
2112125	Disturbance Allowance/Geographical	157,200	127,400	147,600	147,600	147,600	151,290
2112132	Uniform Allowance	492,722	683,850	1,674,000	170,000	170,000	170,000
	Allowances	1,237,941	2,286,617	4,391,980	3,314,980	3,314,980	3,320,045
	Personal Emoluments	18,559,659	15,263,895	23,816,312	26,094,360	25,650,110	25,010,925
22000EE	Use of Goods & Services						
22111EE	Domestic Travel & Subsistence						
2211101	Air Transport of Persons Within The Bahamas	0	38,401	20,800	18,810	26,000	27,000
2211103	Mileage Within The Bahamas	0	0	3,000	2,850	3,000	3,075
2211110	Subsistence for Travellers Within The Bahamas	21,228	24,090	40,000	38,950	52,000	57,000
	Domestic Travel & Subsistence	21,228	62,491	63,800	60,610	81,000	87,075
22112EE	International Travel & Subsistence						
2211201	Air Transport of Persons Outside The Bahamas	0	0	4,000	3,800	6,000	6,500
2211210	Subsistence for Travellers Outside The Bahamas	9,142	2,668	10,000	9,500	10,500	11,000
2211215	Repatriation of Illegal Immigrants	1,211,968	754,312	1,200,000	1,140,000	1,500,000	1,600,000
	International Travel & Subsistence	1,221,110	756,980	1,214,000	1,153,300	1,516,500	1,617,500
22210EE	Rent						
2221101	Rent - Living Accommodation (General)	568,560	499,643	750,000	750,000	750,000	825,000
2221102	Rent - Office	100,685	64,515	100,000	100,000	100,000	100,000
	Rent	669,245	564,158	850,000	850,000	850,000	925,000
22410EE	Supplies & Materials						
2241201	Office Supplies & Stationery	0	46,901	57,320	102,051	109,320	110,753
2241205	Food, Ice & Drinking Water	0	649,662	1,878,560	1,309,632	1,500,000	1,505,000

[Head 030] DEPARTMENT OF IMMIGRATION



ITEM NO.	TITLE OF ITEM	PROVISIONAL EXPENDITURE		APPROVED ESTIMATES	ESTIMATES	PRELIMINARY FORECAST ESTIMATES	PRELIMINARY FORECAST ESTIMATES
		ACTUAL EXPENDITURE	(PROVISIONAL) JUL - MAR				
		2017/2018 \$	2018/2019 \$	2018/2019 \$	2019/2020 \$	2020/2021 \$	2021/2022 \$
2241206	Publications	3,925	2,096	4,160	3,952	4,160	4,264
2241211	Cleaning & Toilet Supplies	0	25,460	36,480	129,656	136,480	136,480
2241213	Clothing & Clothing Supplies	201,334	93,915	140,000	133,000	200,000	200,000
2241299	Other Supplies & Materials	260,772	132,686	259,600	104,120	109,600	109,840
	Supplies & Materials	466,031	950,720	2,376,120	1,782,411	2,059,560	2,066,337
22510EE	Services						
2251101	Printing & Duplication Service	0	285,193	250,000	237,500	302,000	322,000
2251102	Advertising & Public Notices	0	150	5,600	5,320	5,600	5,600
2251107	Workshops, Conferences, Seminars, Meetings & Exhibits	1,430	990	25,000	23,750	25,000	25,000
2251108	Tuition, Training, In-service Awards, Subsistence	0	2,200	10,000	9,500	10,000	10,000
2251109	Licensing & Inspection of Vehicles	7,520	5,215	35,000	35,000	35,000	35,000
2251115	Consultancy Services	0	3,203,927	6,300,000	6,300,000	6,300,000	6,930,000
2251128	Fees & Other Charges	47,887	27,930	40,000	38,000	45,000	46,000
2251129	Staff Engagement	0	5,367	17,640	16,758	17,640	18,081
2251203	Freight & Express	12,233	9,710	25,000	23,750	25,000	25,625
2251302	Building Maintenance	16,456	28,794	70,000	66,500	70,000	70,000
2251306	Computers, Business Machines & Related Equipment	62,257	135,080	150,000	142,500	150,000	150,000
2251337	Operation of Facilities or Other Services	92,722	90,406	110,000	110,000	110,000	110,000
	Services	240,505	3,794,962	7,038,240	7,008,578	7,095,240	7,747,306
22610EE	Minor Capital Repairs						
2261201	Transportation Equipment Upkeep	77,613	44,193	100,000	95,000	150,000	153,750
	Minor Capital Repairs	77,613	44,193	100,000	95,000	150,000	153,750
22810EE	Special Financial Transactions						
2281105	VAT Expenses	476	12	1,000	950	1,000	1,025
	Special Financial Transactions	476	12	1,000	950	1,000	1,025
	Use of Goods & Services	2,696,208	6,173,516	11,643,160	10,950,849	11,753,300	12,597,993
27000EE	Social Benefits						
27200EE	Social Assistance Benefits						
2721107	Rental Assistance	35,200	28,800	68,500	68,500	68,500	70,213
	Social Assistance Benefits	35,200	28,800	68,500	68,500	68,500	70,213
	Social Benefits	35,200	28,800	68,500	68,500	68,500	70,213
	DEPARTMENT OF IMMIGRATION TOTAL EXPENSES	21,291,067	21,466,211	35,527,972	37,113,709	37,471,910	37,679,131

The Accounting Officer for this Head is the DIRECTOR

[Head 031] ROYAL BAHAMAS POLICE FORCE



ITEM NO.	TITLE OF ITEM	PROVISIONAL EXPENDITURE		APPROVED ESTIMATES	ESTIMATES	PRELIMINARY FORECAST ESTIMATES	PRELIMINARY FORECAST ESTIMATES
		ACTUAL EXPENDITURE	(PROVISIONAL) JUL - MAR				
		2017/2018 \$	2018/2019 \$	2018/2019 \$	2019/2020 \$	2020/2021 \$	2021/2022 \$
PERSONAL EMOLUMENTS							
21110EE	Wages & Salaries (In Cash)						
2111101	Salary-Permanent/Pensionable	95,351,138	69,487,319	95,907,198	91,000,030	94,640,031	95,280,032
2111102	Salary-Contract Workers	137,674	193,492	277,300	331,700	344,968	358,236
2111103	Global Provision - New Appts - Monthly Employees	0	0	1,000,000	1,557,102	2,555,386	1,653,670
2111104	Salary Adjustments	0	0	0	1,000,000	1,040,000	1,080,000
2111201	Regular Weekly Wages	12,415	310,357	413,100	335,259	348,669	362,080
	Wages & Salaries (In Cash)	95,501,227	69,991,168	97,597,598	94,224,091	98,929,054	98,734,018
21120EE	Allowances						
2112101	Honoraria	28,226	0	0	0	0	0
2112102	Overtime - Monthly Employees (General)	6,719,296	4,930	1,794,160	0	0	0
2112105	Risk & Hazard Allowance	5,000	3,750	5,000	63,000	65,520	68,040
2112107	Technical Allowance	79,543	57,189	75,595	89,700	93,288	96,876
2112108	Special Allowance (Additional Qualifications)	77,501	57,909	70,000	102,500	106,600	110,000
2112112	Transport & Mileage Allowance	182,542	129,063	161,620	186,919	194,396	201,873
2112115	Responsibility Allowance	330,955	233,859	309,501	354,500	368,680	382,860
2112116	Acting Allowance	1,172	358	5,000	15,000	15,600	16,200
2112117	Hardship Allowance	209,228	147,865	184,000	320,582	333,405	346,229
2112118	General Allowance (Police)	6,444,176	5,038,628	7,937,527	7,367,200	7,661,888	7,456,576
2112121	Specialist Allowance (Police)	368,582	296,289	382,500	492,434	512,131	531,829
2112131	Reserves Allowance	6,394,366	4,462,847	6,400,000	6,400,000	6,400,000	6,400,000
	Allowances	20,840,587	10,432,687	17,324,903	15,391,835	15,751,508	15,610,483
	Personal Emoluments	116,341,814	80,423,855	114,922,501	109,615,926	114,680,562	114,344,501
22000EE	Use of Goods & Services						
22111EE	Domestic Travel & Subsistence						
2211101	Air Transport of Persons Within The Bahamas	0	393,180	350,000	509,200	544,000	604,000
2211110	Subsistence for Travellers Within The Bahamas	646,272	473,937	727,348	738,481	811,600	713,020
2211111	Subsistence for Witnesses	0	1,190	3,000	2,850	3,120	3,240
	Domestic Travel & Subsistence	646,272	868,307	1,080,348	1,250,531	1,358,720	1,320,260
22112EE	International Travel & Subsistence						
2211201	Air Transport of Persons Outside The Bahamas	0	65,990	45,000	95,000	101,000	101,000
2211210	Subsistence for Travellers Outside The Bahamas	23,456	61,708	52,000	80,869	87,000	87,000
2211214	Incidental Travel Expenses Outside The Bahamas	1,970	699	1,500	2,850	3,120	3,240
	International Travel & Subsistence	25,426	128,397	98,500	178,719	191,120	191,240
22113EE	Other Travel & Subsistence						
2211399	Other Travel & Subsistence	0	1,980	3,000	2,850	3,120	3,240
	Other Travel & Subsistence	0	1,980	3,000	2,850	3,120	3,240

[Head 031] ROYAL BAHAMAS POLICE FORCE



ITEM NO.	TITLE OF ITEM	PROVISIONAL EXPENDITURE		APPROVED ESTIMATES	ESTIMATES	PRELIMINARY FORECAST ESTIMATES	PRELIMINARY FORECAST ESTIMATES
		ACTUAL EXPENDITURE	(PROVISIONAL) JUL - MAR				
		2017/2018 \$	2018/2019 \$	2018/2019 \$	2019/2020 \$	2020/2021 \$	2021/2022 \$
22210EE	Rent						
2221101	Rent - Living Accommodation (General)	2,957,532	2,534,632	2,900,000	3,000,000	3,399,300	3,019,300
2221102	Rent - Office	183,689	161,358	195,105	195,105	195,105	195,105
	Rent	3,141,221	2,695,990	3,095,105	3,195,105	3,594,405	3,214,405
22410EE	Supplies & Materials						
2241102	Aviation Fuel	0	17,076	150,000	125,000	130,000	135,000
2241103	Propane Gas	250	750	1,840	2,500	2,600	2,700
2241104	Oil & Lubricants	0	9,964	52,000	60,000	60,000	61,000
2241199	Other Fuel & Gasses	0	0	1,000	1,000	1,040	1,080
2241201	Office Supplies & Stationery	0	67,699	89,640	106,875	114,500	116,000
2241203	Drugs & Vaccines	1,780	2,824	11,000	11,000	12,000	12,000
2241204	Medical & Surgical Supplies	84,901	40,683	102,000	101,850	111,850	111,900
2241205	Food, Ice & Drinking Water	0	663,681	745,696	764,275	843,100	889,200
2241206	Publications	3,958	3,127	5,320	4,750	5,100	5,200
2241211	Cleaning & Toilet Supplies	0	71,458	96,480	218,025	232,100	236,300
2241212	Computer Software Supplies & Solutions	41,332	24,116	69,360	85,500	91,000	94,000
2241213	Clothing & Clothing Supplies	903,582	675,652	980,000	1,045,000	1,100,000	1,106,000
2241214	Food (For Animals)	3,492	1,199	15,600	20,000	20,000	20,000
2241299	Other Supplies & Materials	108,026	12,019	16,400	28,500	30,000	31,000
	Supplies & Materials	1,147,321	1,590,248	2,336,336	2,574,275	2,753,290	2,821,380
22510EE	Services						
2251101	Printing & Duplication Service	36,018	29,498	50,000	163,210	171,800	172,300
2251102	Advertising & Public Notices	0	955	2,720	2,850	3,000	3,000
2251107	Workshops, Conferences, Seminars, Meetings & Exhibits	971	1,440	10,000	19,001	20,000	20,050
2251108	Tuition, Training, In-service Awards, Subsistence	118,383	115,078	209,000	198,550	209,000	214,225
2251109	Licensing & Inspection of Vehicles	116,447	133,216	140,600	140,600	140,600	140,600
2251110	Postage, Postal Machines & Services	20	110	500	476	500	500
2251115	Consultancy Services	48,015	38,437	60,000	57,000	60,000	61,500
2251128	Fees & Other Charges	364,380	336,092	348,000	356,250	375,000	375,100
2251129	Staff Engagement	0	124,304	110,760	114,000	120,000	120,000
2251135	Transportation of Bodies For Post Mortem	302,496	240,684	250,000	317,063	346,000	346,000
2251201	Local Transportation of Goods	86,837	30,590	35,000	103,361	109,900	101,800
2251203	Freight & Express	15,113	17,121	19,500	23,750	31,000	32,000
2251302	Building Maintenance	843,575	490,464	810,000	1,113,305	1,179,100	1,213,400
2251303	Equipment Maintenance	1,094,178	408,905	474,000	451,250	480,000	485,000
2251305	Maintenance Contracts - Air Conditioning System	53,634	35,129	80,000	85,500	95,000	100,000
2251306	Computers, Business Machines & Related Equipment	3,191	1,027	8,000	7,600	8,000	8,100
2251307	Maintenance of Generators, A/C & Other Machinery	84,747	103,174	257,200	261,250	275,000	285,000
2251308	Maintenance of Communication Equipment	59,732	51,157	70,000	64,600	68,000	69,000
2251321	Fumigation & Pest Control	8,296	1,476	14,500	17,100	19,000	19,000
2251322	Office Furniture Upkeep	551	0	1,000	950	1,000	1,025
2251324	Maintenance Implements & Tools	31	559	1,000	950	1,000	1,000

[Head 031] ROYAL BAHAMAS POLICE FORCE



ITEM NO.	TITLE OF ITEM	PROVISIONAL	EXPENDITURE	APPROVED ESTIMATES	ESTIMATES	PRELIMINARY	PRELIMINARY
		ACTUAL	(PROVISIONAL)			FORECAST	FORECAST
		EXPENDITURE				ESTIMATES	ESTIMATES
		JUL - MAR					
		2017/2018	2018/2019	2018/2019	2019/2020	2020/2021	2021/2022
		\$	\$	\$	\$	\$	\$
2251325	Maintenance - Fire Prevention/Protection Equipment	38,150	37,360	70,000	66,500	71,000	71,000
2251330	Upkeep & Maintenance of Instruments & Apparatus	100,696	306,607	370,000	335,350	353,000	378,000
2251337	Operation of Facilities or Other Services	868,986	728,069	800,000	876,161	925,000	930,200
2251339	Janitorial Service Contracts	65,892	48,475	70,000	66,500	70,000	73,000
	Services	4,310,339	3,279,927	4,261,780	4,843,127	5,131,900	5,220,800
22610EE	Minor Capital Repairs						
2261201	Transportation Equipment Upkeep	1,259,375	801,705	1,500,000	1,425,000	1,500,000	1,501,000
2261203	Maintenance & Upkeep of Sea Crafts	59,208	46,747	110,000	142,500	151,000	157,000
2261204	Maintenance & Upkeep of Air Crafts	48,330	83,390	89,000	104,500	120,000	140,000
	Minor Capital Repairs	1,366,913	931,842	1,699,000	1,672,000	1,771,000	1,798,000
22810EE	Special Financial Transactions						
2281105	VAT Expenses	6	0	1,000	950	1,000	1,025
	Special Financial Transactions	6	0	1,000	950	1,000	1,025
	Use of Goods & Services	10,637,498	9,496,691	12,575,069	13,717,557	14,804,555	14,570,350
27000EE	Social Benefits						
27300EE	Pensions & Gratuities						
2731301	Official Funeral	0	0	10,000	10,000	10,000	10,000
	Pensions & Gratuities	0	0	10,000	10,000	10,000	10,000
	Social Benefits	0	0	10,000	10,000	10,000	10,000
28000EE	Other Payments						
28200EE	Transfers N.E.C.						
2821105	Compensation For Loss & Damages	243,924	265,910	400,000	380,000	400,000	410,000
	Transfers N.E.C.	243,924	265,910	400,000	380,000	400,000	410,000
	OTHER CHARGES	243,924	265,910	400,000	380,000	400,000	410,000
	ROYAL BAHAMAS POLICE FORCE TOTAL EXPENSES	127,223,236	90,186,456	127,907,570	123,723,483	129,895,117	129,334,851

The Accounting Officer for this Head is the COMMISSIONER

[Head 032] ROYAL BAHAMAS DEFENCE FORCE



ITEM NO.	TITLE OF ITEM	PROVISIONAL	EXPENDITURE	APPROVED		PRELIMINARY	PRELIMINARY
		ACTUAL	(PROVISIONAL)	ESTIMATES	ESTIMATES	FORECAST	FORECAST
		EXPENDITURE	JUL - MAR			ESTIMATES	ESTIMATES
		2017/2018	2018/2019	2018/2019	2019/2020	2020/2021	2021/2022
		\$	\$	\$	\$	\$	\$
PERSONAL EMOLUMENTS							
21110EE	Wages & Salaries (In Cash)						
2111101	Salary-Permanent/Pensionable	46,660,123	35,458,165	44,776,116	45,855,520	46,337,752	46,719,984
2111102	Salary-Contract Workers	23,642	20,859	101,100	101,100	101,100	103,628
2111104	Salary Adjustments	0	6,404	2,300,000	800,000	800,000	800,000
2111201	Regular Weekly Wages	659,643	0	2,000,000	2,000,000	2,100,000	2,100,000
	Wages & Salaries (In Cash)	47,343,408	35,485,428	49,177,216	48,756,620	49,338,852	49,723,612
21120EE	Allowances						
2112101	Honoraria	186,884	137,917	200,000	200,000	200,000	205,000
2112102	Overtime - Monthly Employees (General)	0	43,242	86,235	86,235	86,235	88,391
2112107	Technical Allowance	69,615	54,395	93,400	93,400	93,400	95,735
2112108	Special Allowance (Additional Qualifications)	55,763	44,703	61,700	61,700	61,700	63,243
2112112	Transport & Mileage Allowance	27,935	16,602	27,000	27,000	28,000	28,500
2112115	Responsibility Allowance	43,487	18,000	57,500	57,500	60,000	65,000
2112131	Reserves Allowance	56,136	1,758	54,900	54,900	54,900	56,273
2112132	Uniform Allowance	3,368,665	2,607,092	3,850,000	3,850,000	3,870,000	3,880,000
2112199	Other Allowances	131,400	2,959	90,000	90,000	90,000	92,250
	Allowances	3,939,885	2,926,668	4,520,735	4,520,735	4,544,235	4,574,392
	Personal Emoluments	51,283,293	38,412,096	53,697,951	53,277,355	53,883,087	54,298,004
22000EE	Use of Goods & Services						
22111EE	Domestic Travel & Subsistence						
2211101	Air Transport of Persons Within The Bahamas	0	170,270	112,000	190,000	200,001	200,001
2211110	Subsistence for Travellers Within The Bahamas	68,506	35,070	45,000	71,252	75,000	76,125
	Domestic Travel & Subsistence	68,506	205,340	157,000	261,252	275,001	276,126
22112EE	International Travel & Subsistence						
2211201	Air Transport of Persons Outside The Bahamas	0	32,796	76,000	72,200	76,000	77,900
2211210	Subsistence for Travellers Outside The Bahamas	107,184	34,042	75,000	71,257	75,000	76,875
	International Travel & Subsistence	107,184	66,838	151,000	143,457	151,000	154,775
22210EE	Rent						
2221101	Rent - Living Accommodation (General)	258,000	193,500	258,000	258,000	258,000	264,450
	Rent	258,000	193,500	258,000	258,000	258,000	264,450
22410EE	Supplies & Materials						
2241102	Aviation Fuel	0	88,450	335,352	200,000	220,000	343,736
2241103	Propane Gas	0	13,208	24,000	24,000	30,000	30,000
2241104	Oil & Lubricants	0	23,042	69,600	69,600	69,600	71,340
2241199	Other Fuel & Gasses	1,102	0	1,500	1,500	1,500	1,538
2241201	Office Supplies & Stationery	0	23,569	41,440	39,376	41,440	42,476
2241202	Small Equipment & Tools	742	645	1,000	950	1,000	1,025
2241203	Drugs & Vaccines	10,411	8,131	14,000	30,000	30,000	30,000
2241204	Medical & Surgical Supplies	0	5,376	24,000	24,000	24,000	24,600
2241205	Food, Ice & Drinking Water	0	797,353	1,955,121	1,699,999	1,773,116	1,773,016

[Head 032] ROYAL BAHAMAS DEFENCE FORCE



ITEM NO.	TITLE OF ITEM	PROVISIONAL EXPENDITURE		APPROVED ESTIMATES	ESTIMATES	PRELIMINARY FORECAST ESTIMATES	PRELIMINARY FORECAST ESTIMATES
		ACTUAL EXPENDITURE	(PROVISIONAL) JUL - MAR				
		2017/2018 \$	2018/2019 \$	2018/2019 \$	2019/2020 \$	2020/2021 \$	2021/2022 \$
2241206	Publications	2,299	1,950	4,216	4,005	4,216	4,321
2241207	Ceremonial Events	36,926	3,322	6,720	6,384	6,720	6,888
2241211	Cleaning & Toilet Supplies	0	81,388	130,400	123,886	130,400	133,660
2241212	Computer Software Supplies & Solutions	2,277	766	7,500	7,125	7,500	7,688
2241213	Clothing & Clothing Supplies	598,012	322,213	509,760	484,270	539,760	586,760
2241214	Food (For Animals)	0	0	0	10,000	10,000	10,000
2241215	Electrical Supplies & Parts	3,878	1,874	4,300	4,085	4,300	4,408
2241218	Spare Parts - Marine Equipment	167,023	68,417	126,460	120,137	130,000	145,000
2241219	Uniform Supplies	13,391	1,812	26,300	0	0	0
2241220	Educational Supplies	2,145	1,080	1,900	4,655	4,900	4,900
2241299	Other Supplies & Materials	135,265	42,681	85,575	81,296	95,400	96,000
	Supplies & Materials	973,471	1,485,277	3,369,144	2,935,268	3,123,852	3,317,356
22510EE	Services						
2251101	Printing & Duplication Service	0	2,935	10,800	10,261	20,800	21,320
2251102	Advertising & Public Notices	0	869	2,320	2,204	2,320	2,378
2251108	Tuition, Training, In-service Awards, Subsistence	460,781	223,506	477,600	358,720	377,600	389,540
2251109	Licensing & Inspection of Vehicles	14,630	195	16,800	16,800	16,800	17,220
2251128	Fees & Other Charges	53,947	72,148	43,500	41,325	50,000	50,000
2251129	Staff Engagement	0	15,457	57,400	54,530	57,400	58,835
2251201	Local Transportation of Goods	1,156	480	1,300	1,235	1,300	1,333
2251203	Freight & Express	9,207	4,418	8,300	7,885	8,300	8,508
2251302	Building Maintenance	92,004	45,673	100,000	92,148	97,000	99,500
2251303	Equipment Maintenance	10,713	185	2,500	2,375	2,500	2,563
2251306	Computers, Business Machines & Related Equipment	7,798	2,632	10,500	9,975	15,500	16,388
2251307	Maintenance of Generators, A/C & Other Machinery	41,158	16,162	36,900	35,055	36,900	39,073
2251308	Maintenance of Communication Equipment	65,459	3,422	50,000	47,500	50,000	52,500
2251309	Upkeep - Navigation Aids/Lights/Buoys, Etc.	24,220	2,434	9,200	8,740	24,000	24,000
2251310	Grounds Maintenance	388	285	1,000	950	1,000	1,025
2251321	Fumigation & Pest Control	15,395	6,238	11,500	10,925	31,500	32,288
2251330	Upkeep & Maintenance of Instruments & Apparatus	1,919	1,198	3,900	3,705	13,900	14,248
2251337	Operation of Facilities or Other Services	39,716	19,540	33,000	87,000	87,000	87,000
	Services	838,491	417,777	876,520	791,333	893,820	917,719
22610EE	Minor Capital Repairs						
2261201	Transportation Equipment Upkeep	137,856	88,727	118,400	190,000	218,400	223,860
2261203	Maintenance & Upkeep of Sea Crafts	679,098	364,465	750,000	750,000	800,000	867,500
2261204	Maintenance & Upkeep of Air Crafts	462,824	360,954	500,000	500,000	550,000	651,250
	Minor Capital Repairs	1,279,778	814,146	1,368,400	1,440,000	1,568,400	1,742,610
	Use of Goods & Services	3,525,430	3,182,878	6,180,064	5,829,310	6,270,073	6,673,036
	ROYAL BAHAMAS DEFENCE FORCE TOTAL EXPENSES	54,808,723	41,594,974	59,878,015	59,106,665	60,153,160	60,971,040

The Accounting Officer for this Head is the COMMODORE

[Head 033] MINISTRY OF PUBLIC WORKS



ITEM NO.	TITLE OF ITEM	PROVISIONAL EXPENDITURE		APPROVED ESTIMATES	ESTIMATES	PRELIMINARY FORECAST ESTIMATES	PRELIMINARY FORECAST ESTIMATES
		ACTUAL EXPENDITURE	(PROVISIONAL) JUL - MAR				
		2017/2018 \$	2018/2019 \$	2018/2019 \$	2019/2020 \$	2020/2021 \$	2021/2022 \$
PERSONAL EMOLUMENTS							
21110EE	Wages & Salaries (In Cash)						
2111101	Salary-Permanent/Pensionable	5,345,879	3,936,581	5,498,891	5,559,291	5,590,382	5,612,448
2111102	Salary-Contract Workers	34,791	44,189	671,600	267,309	275,000	275,000
2111201	Regular Weekly Wages	556,465	257,640	656,120	378,700	382,000	382,000
	Wages & Salaries (In Cash)	5,937,135	4,238,410	6,826,611	6,205,300	6,247,382	6,269,448
21120EE	Allowances						
2112101	Honoraria	7,700	0	22,800	40,000	40,000	40,000
2112102	Overtime - Monthly Employees (General)	2,366	20,938	159,089	100,000	100,000	100,000
2112103	Housing Allowance	0	31,500	42,000	45,000	45,000	45,000
2112105	Risk & Hazard Allowance	298,001	224,628	288,720	300,000	350,000	350,000
2112112	Transport & Mileage Allowance	8,347	7,679	15,600	21,600	25,000	30,000
2112114	Duty Allowance	11,500	6,000	8,000	8,000	8,000	8,200
2112115	Responsibility Allowance	18,593	6,750	58,000	25,000	23,000	23,000
2112116	Acting Allowance	300	0	20,000	20,000	20,000	20,000
2112117	Hardship Allowance	0	0	200	0	0	0
2112124	Resettlement Allowance	0	0	500	0	0	0
2112126	Family Allowance	0	0	300	0	0	0
2112199	Other Allowances	0	0	300	0	0	0
	Allowances	346,807	297,495	615,509	559,600	611,000	616,200
	Personal Emoluments	6,283,942	4,535,905	7,442,120	6,764,900	6,858,382	6,885,648
22000EE	Use of Goods & Services						
22111EE	Domestic Travel & Subsistence						
2211101	Air Transport of Persons Within The Bahamas	172	52,346	44,800	50,000	55,000	60,000
2211103	Mileage Within The Bahamas	457	0	0	19,000	20,000	20,000
2211110	Subsistence for Travellers Within The Bahamas	18,963	29,172	28,289	50,000	60,000	70,000
	Domestic Travel & Subsistence	19,592	81,518	73,089	119,000	135,000	150,000
22112EE	International Travel & Subsistence						
2211201	Air Transport of Persons Outside The Bahamas	0	3,980	4,069	50,000	55,000	60,000
2211210	Subsistence for Travellers Outside The Bahamas	8,254	2,776	11,057	30,000	40,000	45,000
	International Travel & Subsistence	8,254	6,756	15,126	80,000	95,000	105,000
22210EE	Rent						
2221102	Rent - Office	40,000	42,352	37,200	62,448	62,448	62,448
	Rent	40,000	42,352	37,200	62,448	62,448	62,448
22310EE	Utilities & Communication						
2231202	Street Lighting	0	6,930,028	8,000,000	10,104,899	12,000,000	15,000,000

[Head 033] MINISTRY OF PUBLIC WORKS



ITEM NO.	TITLE OF ITEM	PROVISIONAL EXPENDITURE		APPROVED ESTIMATES	ESTIMATES	PRELIMINARY FORECAST ESTIMATES	PRELIMINARY FORECAST ESTIMATES
		ACTUAL EXPENDITURE	(PROVISIONAL) JUL - MAR				
		2017/2018 \$	2018/2019 \$	2018/2019 \$	2019/2020 \$	2020/2021 \$	2021/2022 \$
	Utilities & Communication	0	6,930,028	8,000,000	10,104,899	12,000,000	15,000,000
22410EE	Supplies & Materials						
2241101	Gasoline	0	1,417,772	6,000,000	4,000,000	5,250,000	6,500,000
2241106	Diesel	0	2,497,863	1,000,000	5,200,000	6,200,000	7,500,000
2241201	Office Supplies & Stationery	0	32,604	36,193	86,720	102,600	107,600
2241202	Small Equipment & Tools	18,754	11,397	22,421	32,519	32,650	32,650
2241204	Medical & Surgical Supplies	0	79	552	2,500	2,500	2,500
2241205	Food, Ice & Drinking Water	0	19,541	17,536	35,653	35,950	35,950
2241206	Publications	6,543	3,401	3,600	6,000	6,000	6,000
2241211	Cleaning & Toilet Supplies	0	21,899	37,360	81,794	82,150	82,150
2241212	Computer Software Supplies & Solutions	13,424	9,718	19,677	12,000	12,000	12,000
2241213	Clothing & Clothing Supplies	11,831	4,271	6,304	50,000	50,000	50,000
2241215	Electrical Supplies & Parts	3,476	1,948	4,000	80,000	90,000	100,000
2241217	Construction Materials & Parts	9,321	5,678	7,534	75,665	75,700	75,700
2241299	Other Supplies & Materials	26,958	14,098	28,673	75,000	75,000	75,000
	Supplies & Materials	90,307	4,040,269	7,183,850	9,737,851	12,014,550	14,579,550
22510EE	Services						
2251101	Printing & Duplication Service	0	18,927	18,578	60,000	65,000	70,000
2251102	Advertising & Public Notices	420	2,409	8,544	30,000	15,000	12,000
2251107	Workshops, Conferences, Seminars, Meetings & Exhibits	49,779	6,550	5,000	50,000	65,000	70,000
2251108	Tuition, Training, In-service Awards, Subsistence	5,652	38,255	25,000	50,000	55,000	60,000
2251109	Licencing & Inspection of Vehicles	38,465	40,188	50,500	66,385	66,385	66,385
2251110	Postage, Postal Machines & Services	2,332	862	7,965	7,600	8,000	8,000
2251128	Fees & Other Charges	14,462	16,605	15,500	30,000	32,000	35,000
2251129	Staff Engagement	0	6,758	12,040	50,000	65,000	75,000
2251201	Local Transportation of Goods	8,557	5,217	10,000	20,000	20,000	20,000
2251203	Freight & Express	3,238	2,598	5,000	10,000	15,000	15,000
2251302	Building Maintenance	64,705	29,809	59,137	67,980	73,400	78,400
2251306	Computers, Business Machines & Related Equipment	6,424	4,940	10,850	15,000	20,000	20,000
2251307	Maintenance of Generators, A/C & Other Machinery	21,676	6,177	9,494	30,000	35,000	45,000
2251319	Maintenance - Family Island Main Roads	3,600	4,844	7,895	15,190	17,200	20,200
2251336	Sanitact Maintenance Contract	0	0	0	25,000	25,000	25,000
2251337	Operation of Facilities or Other Services	0	0	0	50,000	50,000	50,000
	Services	219,310	184,139	245,503	577,155	626,985	669,985
22610EE	Minor Capital Repairs						
2261201	Transportation Equipment Upkeep	135,772	62,587	200,000	213,300	214,000	214,000
	Minor Capital Repairs	135,772	62,587	200,000	213,300	214,000	214,000
22810EE	Special Financial Transactions						
2281105	VAT Expenses	910	198	1,000	950	1,000	1,025
	Special Financial Transactions	910	198	1,000	950	1,000	1,025

[Head 033] MINISTRY OF PUBLIC WORKS



ITEM NO.	TITLE OF ITEM	PROVISIONAL	EXPENDITURE	APPROVED		PRELIMINARY	PRELIMINARY
		ACTUAL	(PROVISIONAL)	ESTIMATES	ESTIMATES	FORECAST	FORECAST
		EXPENDITURE	JUL - MAR			ESTIMATES	ESTIMATES
		2017/2018	2018/2019	2018/2019	2019/2020	2020/2021	2021/2022
		\$	\$	\$	\$	\$	\$
	Use of Goods & Services	514,145	11,347,847	15,755,768	20,895,603	25,148,983	30,782,008
25000EE	Subsidies						
25100EE	Subsidies to Public Corporations						
2511205	Water & Sewerage Corporation Development Projects	30,000,000	16,666,667	25,000,000	25,000,000	25,000,000	20,500,000
	Subsidies to Public Corporations	30,000,000	16,666,667	25,000,000	25,000,000	25,000,000	20,500,000
	Subsidies	30,000,000	16,666,667	25,000,000	25,000,000	25,000,000	20,500,000
28000EE	Other Payments						
28200EE	Transfers N.E.C.						
2821105	Compensation For Loss & Damages	665	11,065	22,000	50,000	50,000	50,000
2821418	Straw Market Authority	465,398	0	495,000	495,000	495,000	495,000
2821608	Professional Engineers Board	21,350	0	30,000	50,000	50,000	50,000
	Transfers N.E.C.	487,413	11,065	547,000	595,000	595,000	595,000
	OTHER CHARGES	487,413	11,065	547,000	595,000	595,000	595,000
31000EE	Acquisition of Non-Financial Assets						
31300EE	Valuables						
3131301	Books for Permanent Collection	0	0	0	10,000	10,000	10,000
	Valuables	0	0	0	10,000	10,000	10,000
	Acquisition of Non-Financial Assets	0	0	0	10,000	10,000	10,000
	MINISTRY OF PUBLIC WORKS TOTAL EXPENSES	37,285,500	32,561,484	48,744,888	53,265,503	57,612,365	58,772,656

The Accounting Officer for this Head is the PERMANENT SECRETARY

[Head 034] DEPARTMENT OF PUBLIC WORKS



ITEM NO.	TITLE OF ITEM	PROVISIONAL EXPENDITURE		APPROVED ESTIMATES	ESTIMATES	PRELIMINARY FORECAST ESTIMATES	PRELIMINARY FORECAST ESTIMATES
		ACTUAL EXPENDITURE	(PROVISIONAL) JUL - MAR				
		2017/2018 \$	2018/2019 \$	2018/2019 \$	2019/2020 \$	2020/2021 \$	2021/2022 \$
PERSONAL EMOLUMENTS							
21110EE	Wages & Salaries (In Cash)						
2111101	Salary-Permanent/Pensionable	13,982,294	10,585,850	13,659,554	13,475,525	13,862,565	14,423,885
2111102	Salary-Contract Workers	1,532,201	487,276	1,815,586	2,124,206	2,200,000	2,324,200
2111201	Regular Weekly Wages	42,075	24,714	52,543	20,000	22,000	32,543
	Wages & Salaries (In Cash)	15,556,570	11,097,840	15,527,683	15,619,731	16,084,565	16,780,628
21120EE	Allowances						
2112101	Honoraria	8,359	3,585	9,000	6,000	7,000	9,000
2112102	Overtime - Monthly Employees (General)	1,873	1,620	3,000	3,000	3,000	3,000
2112103	Housing Allowance	203,185	130,089	180,000	180,000	223,200	233,200
2112104	Scarcity Allowance	930,722	679,247	937,681	883,724	883,724	883,724
2112105	Risk & Hazard Allowance	878,526	617,666	865,200	822,720	822,720	822,720
2112112	Transport & Mileage Allowance	26,285	26,523	33,600	30,000	34,000	34,000
2112114	Duty Allowance	2,000	1,500	6,000	2,000	2,000	2,000
2112115	Responsibility Allowance	16,260	36,075	78,000	20,000	31,000	35,000
2112116	Acting Allowance	0	0	25,000	25,000	25,000	25,000
2112117	Hardship Allowance	968	0	3,600	3,750	3,750	3,750
2112122	Clothing Allowance	215	0	500	500	500	500
	Allowances	2,068,393	1,496,305	2,141,581	1,976,694	2,035,894	2,051,894
	Personal Emoluments	17,624,963	12,594,145	17,669,264	17,596,425	18,120,459	18,832,522
22000EE	Use of Goods & Services						
22111EE	Domestic Travel & Subsistence						
2211101	Air Transport of Persons Within The Bahamas	0	57,401	24,000	19,000	35,000	40,000
2211110	Subsistence for Travellers Within The Bahamas	43,282	15,352	49,425	23,750	30,000	30,000
	Domestic Travel & Subsistence	43,282	72,753	73,425	42,750	65,000	70,000
22410EE	Supplies & Materials						
2241104	Oil & Lubricants	0	346	2,079	2,000	2,500	2,500
2241202	Small Equipment & Tools	4,445	5,151	8,400	7,600	12,000	12,000
2241215	Electrical Supplies & Parts	14,964	5,189	15,000	7,600	15,000	15,375
2241217	Construction Materials & Parts	4,930	3,819	7,000	7,600	24,000	27,000
2241299	Other Supplies & Materials	23,699	13,200	25,354	7,600	12,000	12,000
	Supplies & Materials	48,038	27,705	57,833	32,400	65,500	68,875
22510EE	Services						
2251129	Staff Engagement	0	4,757	19,680	7,600	19,700	19,700
2251302	Building Maintenance	29,977	18,952	34,000	9,500	34,000	34,850
2251307	Maintenance of Generators, A/C & Other Machinery	19,826	13,291	23,240	9,500	12,000	23,000
2251336	Sanitact Maintenance Contract	0	0	0	8,550	9,000	9,000

[Head 034] DEPARTMENT OF PUBLIC WORKS



ITEM NO.	TITLE OF ITEM	PROVISIONAL EXPENDITURE		APPROVED ESTIMATES	ESTIMATES	PRELIMINARY FORECAST	PRELIMINARY FORECAST
		ACTUAL EXPENDITURE	(PROVISIONAL)			ESTIMATES	ESTIMATES
		2017/2018 \$	JUL - MAR 2018/2019 \$	2018/2019 \$	2019/2020 \$	2020/2021 \$	2021/2022 \$
2251337	Operation of Facilities or Other Services	0	0	0	19,000	100,000	124,500
	Services	49,803	37,000	76,920	54,150	174,700	211,050
22810EE	Special Financial Transactions						
2281105	VAT Expenses	3,603	498	25,000	1,000	1,000	1,000
	Special Financial Transactions	3,603	498	25,000	1,000	1,000	1,000
	Use of Goods & Services	144,726	137,956	233,178	130,300	306,200	350,925
	DEPARTMENT OF PUBLIC WORKS TOTAL EXPENSES	17,769,689	12,732,101	17,902,442	17,726,725	18,426,659	19,183,447

The Accounting Officer for this Head is the DIRECTOR

[Head 035] DEPARTMENT OF EDUCATION



ITEM NO.	TITLE OF ITEM	PROVISIONAL ACTUAL EXPENDITURE	EXPENDITURE (PROVISIONAL)	APPROVED ESTIMATES	ESTIMATES	PRELIMINARY FORECAST ESTIMATES	PRELIMINARY FORECAST ESTIMATES
		2017/2018	JUL - MAR 2018/2019	2018/2019	2019/2020	2020/2021	2021/2022
		\$	\$	\$	\$	\$	\$
PERSONAL EMOLUMENTS							
21110EE	Wages & Salaries (In Cash)						
2111101	Salary-Permanent/Pensionable	156,038,870	117,400,603	162,181,894	145,598,681	148,878,615	160,522,546
2111102	Salary-Contract Workers	7,966,551	2,874,422	8,923,100	15,834,317	15,626,033	17,457,334
2111103	Global Provision - New Appts - Monthly Employees	1,285,200	0	1,300,000	1,300,000	1,365,000	1,433,250
2111104	Salary Adjustments	0	630,374	1,000,000	1,772,000	1,860,600	1,953,630
2111201	Regular Weekly Wages	966,782	705,232	990,013	1,093,271	1,147,935	1,205,332
2111204	Special Employment Projects	1,479,673	1,119,275	1,135,000	1,585,000	1,664,250	1,747,463
	Wages & Salaries (In Cash)	167,737,076	122,729,906	175,530,007	167,183,269	170,542,433	184,319,555
21120EE	Allowances						
2112101	Honoraria	83,431	0	4,000	4,000	4,200	4,410
2112102	Overtime - Monthly Employees (General)	449	29,046	14,300	150,000	157,500	165,375
2112103	Housing Allowance	0	0	0	3,456,000	3,628,800	3,810,240
2112109	Exam Supervision & Marking Fees	487,927	788,394	1,100,000	1,450,000	1,522,500	1,598,625
2112114	Duty Allowance	2,433	1,500	8,000	4,000	4,200	4,410
2112115	Responsibility Allowance	1,071,046	1,304,126	1,500,000	1,650,000	1,732,500	1,819,125
2112116	Acting Allowance	9,069	1,276	24,300	20,000	21,000	22,050
2112117	Hardship Allowance	35,684	33,434	54,000	45,600	47,880	50,274
2112125	Disturbance Allowance/Geographical	1,220,900	1,188,491	1,400,000	1,500,000	1,575,000	1,653,750
2112127	Coaching Allowance	12,655	0	170,000	430,200	451,171	474,296
2112132	Uniform Allowance	200	0	0	0	0	0
2112199	Other Allowances	393,774	143,670	344,000	344,000	361,200	379,260
	Allowances	3,317,568	3,489,937	4,618,600	9,053,800	9,505,951	9,981,815
	Personal Emoluments	171,054,644	126,219,843	180,148,607	176,237,069	180,048,384	194,301,370
22000EE	Use of Goods & Services						
22111EE	Domestic Travel & Subsistence						
2211101	Air Transport of Persons Within The Bahamas	0	54,240	64,000	123,500	136,500	143,325
2211103	Mileage Within The Bahamas	291,961	185,179	297,000	285,000	315,000	330,750
2211110	Subsistence for Travellers Within The Bahamas	25,993	18,872	22,950	59,803	66,098	69,403
	Domestic Travel & Subsistence	317,954	258,291	383,950	468,303	517,598	543,478
22112EE	International Travel & Subsistence						
2211201	Air Transport of Persons Outside The Bahamas	0	21,185	19,200	76,000	84,000	88,200
2211210	Subsistence for Travellers Outside The Bahamas	9,517	11,308	15,000	38,000	42,000	44,100
	International Travel & Subsistence	9,517	32,493	34,200	114,000	126,000	132,300
22113EE	Other Travel & Subsistence						
2211307	Staff - Overseas Recruitment	4,751	0	18,720	17,784	19,656	20,639
	Other Travel & Subsistence	4,751	0	18,720	17,784	19,656	20,639

[Head 035] DEPARTMENT OF EDUCATION



ITEM NO.	TITLE OF ITEM	PROVISIONAL EXPENDITURE		APPROVED ESTIMATES	ESTIMATES	PRELIMINARY FORECAST ESTIMATES	PRELIMINARY FORECAST ESTIMATES
		ACTUAL EXPENDITURE	(PROVISIONAL) JUL - MAR				
		2017/2018 \$	2018/2019 \$	2018/2019 \$	2019/2020 \$	2020/2021 \$	2021/2022 \$
22310EE	Utilities & Communication						
2231101	Telephone - Landline	0	0	0	204,651	215,546	215,704
	Utilities & Communication	0	0	0	204,651	215,546	215,704
22410EE	Supplies & Materials						
2241103	Propane Gas	0	0	0	43,101	43,101	43,101
2241201	Office Supplies & Stationery	0	0	0	479,541	513,818	523,321
2241205	Food, Ice & Drinking Water	0	6,876	8,000	20,140	22,260	23,373
2241206	Publications	4,591	4,551	5,220	7,600	8,400	8,820
2241211	Cleaning & Toilet Supplies	0	207,842	144,000	780,385	834,705	848,618
2241213	Clothing & Clothing Supplies	456	60,990	1,980	85,049	94,001	98,701
2241220	Educational Supplies	1,207,960	1,001,358	1,530,000	3,805,036	4,156,787	4,315,855
2241299	Other Supplies & Materials	63,737	10,117	11,970	25,650	28,350	29,768
	Supplies & Materials	1,276,744	1,291,734	1,701,170	5,246,502	5,701,422	5,891,557
22510EE	Services						
2251101	Printing & Duplication Service	0	58,567	48,000	379,478	405,533	411,938
2251102	Advertising & Public Notices	70,669	44,470	25,380	50,350	55,650	58,433
2251104	Professional Services (Audit, Accounting)	0	0	0	57,401	60,422	60,422
2251107	Workshops, Conferences, Seminars, Meetings & Exhibits	82,794	20,940	40,000	295,506	314,196	317,504
2251108	Tuition, Training, In-service Awards, Subsistence	24,565	65,679	30,000	113,050	124,950	131,198
2251111	Security Services Contract	1,632,734	1,120,380	1,502,100	2,238,328	2,318,349	2,402,371
2251115	Consultancy Services	760,432	414,681	1,086,840	1,100,000	1,155,000	1,212,750
2251128	Fees & Other Charges	220,750	2,573	5,850	158,708	168,327	169,668
2251129	Staff Engagement	0	45,867	209,520	47,500	52,500	55,125
2251201	Local Transportation of Goods	17,600	23,967	18,000	27,550	30,450	31,973
2251203	Freight & Express	47,587	73,533	18,000	109,383	119,250	123,566
2251205	School Bus Service Contracts	5,926,634	4,858,487	6,447,600	7,283,156	7,647,313	8,029,679
2251302	Building Maintenance	0	0	0	545,891	574,619	574,619
2251303	Equipment Maintenance	0	0	0	265,156	279,094	279,094
2251333	School Grounds Improvements & Upkeep	0	0	0	301,020	316,853	316,853
2251335	Sewerage Maintenance Contracts	21,609	0	45,000	49,400	54,600	57,330
2251337	Operation of Facilities or Other Services	1,046,969	188,064	438,300	741,000	819,000	859,950
2251339	Janitorial Service Contracts	187,247	117,816	118,800	1,456,363	1,478,392	1,501,523
	Services	10,039,590	7,035,024	10,033,390	15,219,240	15,974,498	16,593,996
22610EE	Minor Capital Repairs						
2261201	Transportation Equipment Upkeep	9,875	7,100	13,500	20,425	22,575	23,704
	Minor Capital Repairs	9,875	7,100	13,500	20,425	22,575	23,704
22810EE	Special Financial Transactions						
2281001	Special Financial Transactions	16,857	17,770	15,000	0	0	0
2281105	VAT Expenses	445	149	1,000	950	1,050	1,103
	Special Financial Transactions	17,302	17,919	16,000	950	1,050	1,103

[Head 035] DEPARTMENT OF EDUCATION



ITEM NO.	TITLE OF ITEM	PROVISIONAL	EXPENDITURE	APPROVED		PRELIMINARY	PRELIMINARY
		ACTUAL	(PROVISIONAL)	ESTIMATES	ESTIMATES	FORECAST	FORECAST
		EXPENDITURE	JUL - MAR			ESTIMATES	ESTIMATES
		2017/2018	2018/2019	2018/2019	2019/2020	2020/2021	2021/2022
		\$	\$	\$	\$	\$	\$
22950EE	School Board Expenses						
2295001	School Board Expenses	5,575,446	5,695,431	5,701,609	0	0	0
2295002	Establishment - New Pre-School	11,000	65,000	65,000	34,000	34,000	34,000
	School Board Expenses	5,586,446	5,760,431	5,766,609	34,000	34,000	34,000
	Use of Goods & Services	17,262,179	14,402,992	17,967,539	21,325,855	22,612,345	23,456,481
27000EE	Social Benefits						
27200EE	Social Assistance Benefits						
2721104	National Lunch Programme	2,556,794	2,361,274	4,000,000	4,570,973	4,799,521	5,039,497
2721107	Rental Assistance	3,335,776	2,339,117	3,456,000	0	0	0
	Social Assistance Benefits	5,892,570	4,700,391	7,456,000	4,570,973	4,799,521	5,039,497
	Social Benefits	5,892,570	4,700,391	7,456,000	4,570,973	4,799,521	5,039,497
28000EE	Other Payments						
28200EE	Transfers N.E.C.						
2821111	Scholarships (International)	27,000	0	60,000	0	0	0
2821126	Scholarships (Family Island Students)	0	0	0	72,000	75,600	79,380
	Transfers N.E.C.	27,000	0	60,000	72,000	75,600	79,380
	OTHER CHARGES	27,000	0	60,000	72,000	75,600	79,380
	DEPARTMENT OF EDUCATION TOTAL EXPENSES	194,236,393	145,323,226	205,632,146	202,205,897	207,535,850	222,876,728

The Accounting Officer for this Head is the DIRECTOR

[Head 037] DEPARTMENT OF ARCHIVES



ITEM NO.	TITLE OF ITEM	PROVISIONAL	EXPENDITURE	APPROVED		PRELIMINARY	PRELIMINARY
		ACTUAL	(PROVISIONAL)	ESTIMATES	ESTIMATES	FORECAST	FORECAST
		EXPENDITURE	JUL - MAR			ESTIMATES	ESTIMATES
		2017/2018	2018/2019	2018/2019	2019/2020	2020/2021	2021/2022
		\$	\$	\$	\$	\$	\$
PERSONAL EMOLUMENTS							
21110EE	Wages & Salaries (In Cash)						
2111101	Salary-Permanent/Pensionable	484,524	360,480	457,650	462,800	504,559	517,173
	Wages & Salaries (In Cash)	484,524	360,480	457,650	462,800	504,559	517,173
21120EE	Allowances						
2112102	Overtime - Monthly Employees (General)	0	0	3,000	1,000	1,500	2,000
2112103	Housing Allowance	0	0	4,400	500	1,000	2,500
2112115	Responsibility Allowance	5,278	6,875	5,500	6,000	6,500	6,700
2112116	Acting Allowance	876	556	2,500	1,000	1,500	1,600
	Allowances	6,154	7,431	15,400	8,500	10,500	12,800
	Personal Emoluments	490,678	367,911	473,050	471,300	515,059	529,973
22000EE	Use of Goods & Services						
22111EE	Domestic Travel & Subsistence						
2211101	Air Transport of Persons Within The Bahamas	0	0	2,019	2,465	2,200	2,500
2211110	Subsistence for Travellers Within The Bahamas	70	0	560	2,000	3,000	4,500
	Domestic Travel & Subsistence	70	0	2,579	4,465	5,200	7,000
22112EE	International Travel & Subsistence						
2211201	Air Transport of Persons Outside The Bahamas	0	0	1,640	4,750	10,000	12,000
2211210	Subsistence for Travellers Outside The Bahamas	0	1,941	0	0	0	0
	International Travel & Subsistence	0	1,941	1,640	4,750	10,000	12,000
22210EE	Rent						
2221102	Rent - Office	6,600	36,000	36,000	36,000	36,600	37,515
	Rent	6,600	36,000	36,000	36,000	36,600	37,515
22410EE	Supplies & Materials						
2241201	Office Supplies & Stationery	0	1,757	11,200	7,030	7,600	7,800
2241205	Food, Ice & Drinking Water	0	936	2,800	1,900	3,600	3,750
2241206	Publications	494	2,246	4,800	3,800	4,100	4,500
2241211	Cleaning & Toilet Supplies	0	2,518	4,000	3,800	4,000	4,100
2241212	Computer Software Supplies & Solutions	0	320	1,600	1,520	1,600	1,640
2241213	Clothing & Clothing Supplies	0	340	800	760	800	820
2241299	Other Supplies & Materials	4,193	1,349	2,600	5,701	6,100	6,200
	Supplies & Materials	4,687	9,466	27,800	24,511	27,800	28,810
22510EE	Services						
2251101	Printing & Duplication Service	0	3,595	10,200	6,650	8,500	9,500
2251109	Licencing & Inspection of Vehicles	585	585	0	585	975	975

[Head 037] DEPARTMENT OF ARCHIVES



ITEM NO.	TITLE OF ITEM	PROVISIONAL ACTUAL EXPENDITURE	EXPENDITURE (PROVISIONAL) JUL - MAR	APPROVED ESTIMATES	ESTIMATES	PRELIMINARY FORECAST ESTIMATES	PRELIMINARY FORECAST ESTIMATES
		2017/2018 \$	2018/2019 \$	2018/2019 \$	2019/2020 \$	2020/2021 \$	2021/2022 \$
2251128	Fees & Other Charges	443	1,326	3,000	6,365	7,700	8,700
2251129	Staff Engagement	0	106	640	855	1,000	1,100
2251302	Building Maintenance	690	348	1,200	1,900	2,000	2,000
2251307	Maintenance of Generators, A/C & Other Machinery	8,152	9,400	18,000	17,290	19,200	20,000
2251310	Grounds Maintenance	4,050	2,875	5,400	5,700	6,500	7,000
2251322	Office Furniture Upkeep	65	0	2,000	1,684	2,000	2,260
2251336	Sanitact Maintenance Contract	1,667	1,334	3,500	3,563	3,850	3,950
2251337	Operation of Facilities or Other Services	19,970	6,913	15,000	19,000	21,500	23,500
2251399	Other Contractual Services	2,735	1,713	3,300	3,800	4,100	4,200
	Services	38,357	28,195	62,240	67,392	77,325	83,185
22610EE	Minor Capital Repairs						
2261201	Transportation Equipment Upkeep	3,425	123	3,000	2,850	3,500	3,588
	Minor Capital Repairs	3,425	123	3,000	2,850	3,500	3,588
22810EE	Special Financial Transactions						
2281105	VAT Expenses	147	0	1,000	950	1,000	1,025
2281135	Expansion of Archives Operations	56,752	61,738	80,000	94,050	101,000	103,000
	Special Financial Transactions	56,899	61,738	81,000	95,000	102,000	104,025
	Use of Goods & Services	110,038	137,463	214,259	234,968	262,425	276,123
28000EE	Other Payments						
28200EE	Transfers N.E.C.						
2821101	Contributions	0	0	1,000	1,045	1,200	1,230
	Transfers N.E.C.	0	0	1,000	1,045	1,200	1,230
	OTHER CHARGES	0	0	1,000	1,045	1,200	1,230
	DEPARTMENT OF ARCHIVES TOTAL EXPENSES	600,716	505,374	688,309	707,313	778,684	807,326

The Accounting Officer for this Head is the DIRECTOR

[Head 038] MINISTRY OF EDUCATION



ITEM NO.	TITLE OF ITEM	PROVISIONAL EXPENDITURE		APPROVED ESTIMATES	ESTIMATES	PRELIMINARY FORECAST ESTIMATES	PRELIMINARY FORECAST ESTIMATES
		ACTUAL EXPENDITURE	(PROVISIONAL) EXPENDITURE				
		2017/2018 \$	JUL - MAR 2018/2019 \$				
PERSONAL EMOLUMENTS							
21110EE	Wages & Salaries (In Cash)						
2111101	Salary-Permanent/Pensionable	7,935,412	5,116,676	7,410,676	6,238,012	6,276,072	7,314,133
2111102	Salary-Contract Workers	852,416	867,779	1,708,390	1,785,350	1,785,350	1,785,350
2111104	Salary Adjustments	0	0	0	200,000	200,000	200,000
2111201	Regular Weekly Wages	31,699	23,930	31,908	31,908	31,908	31,908
	Wages & Salaries (In Cash)	8,819,527	6,008,385	9,150,974	8,255,270	8,293,330	9,331,391
21120EE	Allowances						
2112101	Honoraria	34,200	0	15,000	15,000	15,000	15,000
2112102	Overtime - Monthly Employees (General)	0	21,628	30,686	30,686	30,686	30,686
2112112	Transport & Mileage Allowance	22,977	18,624	26,000	26,000	26,000	26,000
2112114	Duty Allowance	11,567	5,250	20,000	20,000	20,000	20,000
2112115	Responsibility Allowance	45,970	34,400	45,000	45,000	45,000	45,000
2112116	Acting Allowance	1,826	2,150	3,000	3,000	3,000	3,000
	Allowances	116,540	82,052	139,686	139,686	139,686	139,686
	Personal Emoluments	8,936,067	6,090,437	9,290,660	8,394,956	8,433,016	9,471,077
22000EE	Use of Goods & Services						
22111EE	Domestic Travel & Subsistence						
2211101	Air Transport of Persons Within The Bahamas	0	21,971	48,000	83,600	88,000	88,000
2211110	Subsistence for Travellers Within The Bahamas	24,698	19,328	11,700	31,350	33,000	33,000
	Domestic Travel & Subsistence	24,698	41,299	59,700	114,950	121,000	121,000
22112EE	International Travel & Subsistence						
2211201	Air Transport of Persons Outside The Bahamas	0	23,938	22,400	47,880	50,400	50,400
2211210	Subsistence for Travellers Outside The Bahamas	46,023	15,138	61,200	49,400	52,000	52,000
	International Travel & Subsistence	46,023	39,076	83,600	97,280	102,400	102,400
22210EE	Rent						
2221101	Rent - Living Accommodation (General)	539,040	444,223	800,170	592,300	592,300	592,300
2221102	Rent - Office	592,978	354,880	757,775	616,500	616,500	616,500
	Rent	1,132,018	799,103	1,557,945	1,208,800	1,208,800	1,208,800
22410EE	Supplies & Materials						
2241201	Office Supplies & Stationery	0	4,606	12,000	23,940	25,200	25,200
2241205	Food, Ice & Drinking Water	0	5,564	10,000	10,260	10,800	10,800
2241206	Publications	597	3,148	3,500	6,175	6,500	6,500
2241211	Cleaning & Toilet Supplies	0	3,337	20,000	22,800	24,000	24,000
2241213	Clothing & Clothing Supplies	0	0	4,000	2,850	3,000	3,000
2241217	Construction Materials & Parts	0	0	900	855	900	900
2241220	Educational Supplies	48,437	58,278	56,700	55,100	58,000	58,000
2241299	Other Supplies & Materials	14,452	4,482	22,770	13,300	14,000	14,000
	Supplies & Materials	63,486	79,415	129,870	135,280	142,400	142,400

[Head 038] MINISTRY OF EDUCATION



ITEM NO.	TITLE OF ITEM	PROVISIONAL EXPENDITURE		APPROVED ESTIMATES	ESTIMATES	PRELIMINARY FORECAST ESTIMATES	PRELIMINARY FORECAST ESTIMATES
		ACTUAL EXPENDITURE	(PROVISIONAL) JUL - MAR				
		2017/2018 \$	2018/2019 \$	2018/2019 \$	2019/2020 \$	2020/2021 \$	2021/2022 \$
22510EE	Services						
2251101	Printing & Duplication Service	0	12,038	27,000	34,200	36,000	36,000
2251102	Advertising & Public Notices	6,287	32,541	22,500	21,375	22,500	22,500
2251107	Workshops, Conferences, Seminars, Meetings & Exhibits	2,887	2,509	3,600	19,000	20,000	20,000
2251108	Tuition, Training, In-service Awards, Subsistence	360	0	2,250	2,138	2,250	2,250
2251109	Licencing & Inspection of Vehicles	5,640	1,755	8,730	8,730	8,730	8,730
2251115	Consultancy Services	338,987	476,668	650,000	650,000	650,000	650,000
2251117	Examination, Supervision & Marking Fees	77,217	7,546	53,831	60,000	60,000	60,000
2251125	Planning, Research & Development	957	144	4,500	1,900	2,000	2,000
2251128	Fees & Other Charges	78,545	23,657	38,976	33,250	35,000	35,000
2251129	Staff Engagement	0	1,172	10,080	9,576	10,080	10,080
2251203	Freight & Express	168	834	1,530	1,140	1,200	1,200
2251302	Building Maintenance	247,069	226,474	284,650	270,418	284,650	284,650
2251307	Maintenance of Generators, A/C & Other Machinery	55,886	39,126	79,500	75,525	79,500	79,500
2251308	Maintenance of Communication Equipment	0	265	2,000	1,425	1,500	1,500
2251321	Fumigation & Pest Control	1,000	500	9,000	5,700	6,000	6,000
2251333	School Grounds Improvements & Upkeep	23,600	21,200	25,650	24,368	25,650	25,650
2251335	Sewerage Maintenance Contracts	0	0	3,600	3,420	3,600	3,600
2251337	Operation of Facilities or Other Services	337,351	240,094	390,050	370,548	390,050	390,050
2251339	Janitorial Service Contracts	1,348	0	900	855	900	900
	Services	1,177,302	1,086,523	1,618,347	1,593,568	1,639,610	1,639,610
22610EE	Minor Capital Repairs						
2261201	Transportation Equipment Upkeep	21,821	13,918	26,000	24,700	26,000	26,000
	Minor Capital Repairs	21,821	13,918	26,000	24,700	26,000	26,000
22710EE	Operational Expenses						
2271001	Operational Expenses	606,922	462,454	618,800	587,860	618,800	618,800
	Operational Expenses	606,922	462,454	618,800	587,860	618,800	618,800
22810EE	Special Financial Transactions						
2281001	Special Financial Transactions	30,223	54,460	135,000	23,750	25,000	25,000
2281105	VAT Expenses	73	0	900	855	900	900
2281152	Career Path Implementation	17,856	0	36,000	34,200	36,000	36,000
2281163	Hosting of The National Education Conference	345,177	6,070	100,000	95,000	100,000	100,000
2281177	Teacher - Cadet Programme	94,842	37,600	127,980	130,000	130,000	130,000
	Special Financial Transactions	488,171	98,130	399,880	283,805	291,900	291,900
22950EE	School Board Expenses						
2295003	Grant - Stapleton School	30,000	30,000	30,000	30,000	30,000	30,000
2295004	Grant - Centre for The Deaf	30,000	30,000	30,000	30,000	30,000	30,000
2295005	Grant - School for The Blind	30,000	30,000	30,000	30,000	30,000	30,000
	School Board Expenses	90,000	90,000	90,000	90,000	90,000	90,000
	Use of Goods & Services	3,650,441	2,709,918	4,584,142	4,136,243	4,240,910	4,240,910
25000EE	Subsidies						

[Head 038] MINISTRY OF EDUCATION



ITEM NO.	TITLE OF ITEM	PROVISIONAL EXPENDITURE		APPROVED ESTIMATES	ESTIMATES	PRELIMINARY FORECAST ESTIMATES	PRELIMINARY FORECAST ESTIMATES
		ACTUAL EXPENDITURE	(PROVISIONAL) JUL - MAR				
		2017/2018 \$	2018/2019 \$	2018/2019 \$	2019/2020 \$	2020/2021 \$	2021/2022 \$
25100EE	Subsidies to Public Corporations						
2511206	Operation - University of The Bahamas	32,733,043	20,826,087	31,574,773	30,744,773	30,744,773	30,744,773
2511207	Bahamas Technical & Vocational Institute	5,502,691	5,877,335	8,103,113	6,103,113	6,103,113	6,103,113
	Subsidies to Public Corporations	38,235,734	26,703,422	39,677,886	36,847,886	36,847,886	36,847,886
25200EE	Subsidies to Private Enterprises						
2521010	Salary Grant - Independent Schools	12,730,653	9,615,680	14,025,000	14,025,000	14,025,000	14,025,000
	Subsidies to Private Enterprises	12,730,653	9,615,680	14,025,000	14,025,000	14,025,000	14,025,000
	Subsidies	50,966,387	36,319,102	53,702,886	50,872,886	50,872,886	50,872,886
26000EE	Grants						
26200EE	Grants to International Organizations						
2621161	UN Education/Scientific/Cultural Org.(UNESCO)	63,109	1,891	70,920	65,550	69,000	69,000
	Grants to International Organizations	63,109	1,891	70,920	65,550	69,000	69,000
	Grants	63,109	1,891	70,920	65,550	69,000	69,000
28000EE	Other Payments						
28200EE	Transfers N.E.C.						
2821111	Scholarships (International)	17,190,127	17,394,217	17,719,000	14,112,568	14,112,568	14,112,568
2821114	Technical Cadet Corps	50,832	26,577	54,000	54,000	54,000	54,000
2821120	Merit Award	0	1,500	135,000	135,000	135,000	135,000
2821124	Scholarships/Grants UB	0	0	0	17,000,000	17,000,000	17,000,000
2821125	Scholarships/Grants BTVI	0	0	0	4,100,000	4,100,000	4,100,000
2821299	Grants - Non-Government Organizations	42,000	42,000	42,000	42,000	42,000	42,000
2821405	Interest Subsidy - Education Guarantee Loan	750,000	6,010,000	900,000	900,000	900,000	900,000
2821602	Expenses - Advisory Councils/Tribunals/Committees	63,600	47,400	63,720	64,000	64,000	64,000
2821612	Contribution to UWI	4,637,000	5,782,339	6,068,414	7,898,423	7,898,423	7,898,423
2821614	Other Grants	3,440	0	0	2,183,317	2,183,317	2,183,317
2821616	Grant - Long Island Museum	26,500	0	30,000	30,000	30,000	30,000
	Transfers N.E.C.	22,763,499	29,304,033	25,012,134	46,519,308	46,519,308	46,519,308
28300EE	Premiums, Fees & Claims						
2831101	Insurance Premiums - Government Buildings/ Structures/Assets	0	0	3,420	3,420	3,420	3,420
	Premiums, Fees & Claims	0	0	3,420	3,420	3,420	3,420
	OTHER CHARGES	22,763,499	29,304,033	25,015,554	46,522,728	46,522,728	46,522,728
	MINISTRY OF EDUCATION TOTAL EXPENSES	86,379,503	74,425,381	92,664,162	109,992,363	110,138,540	111,176,601

The Accounting Officer for this Head is the PERMANENT SECRETARY

[Head 040] MINISTRY OF TRANSPORT & LOCAL GOVERNMENT



ITEM NO.	TITLE OF ITEM	PROVISIONAL EXPENDITURE		APPROVED ESTIMATES	ESTIMATES	PRELIMINARY FORECAST ESTIMATES	PRELIMINARY FORECAST ESTIMATES
		ACTUAL EXPENDITURE	(PROVISIONAL) JUL - MAR				
		2017/2018 \$	2018/2019 \$	2018/2019 \$	2019/2020 \$	2020/2021 \$	2021/2022 \$
PERSONAL EMOLUMENTS							
21110EE	Wages & Salaries (In Cash)						
2111101	Salary-Permanent/Pensionable	568,764	461,104	588,442	612,512	733,550	812,670
2111102	Salary-Contract Workers	121,462	1,075	16,300	16,300	16,300	16,708
	Wages & Salaries (In Cash)	690,226	462,179	604,742	628,812	749,850	829,378
21120EE	Allowances						
2112102	Overtime - Monthly Employees (General)	0	1,708	3,000	3,000	3,000	3,075
2112112	Transport & Mileage Allowance	7,585	3,542	9,600	9,600	9,600	9,840
2112114	Duty Allowance	4,675	3,750	10,000	10,000	10,000	10,250
2112115	Responsibility Allowance	18,940	14,000	20,000	20,000	30,000	45,000
2112116	Acting Allowance	715	2,400	5,000	5,000	5,000	5,125
2112122	Clothing Allowance	125	0	0	0	0	0
	Allowances	32,040	25,400	47,600	47,600	57,600	73,290
	Personal Emoluments	722,266	487,579	652,342	676,412	807,450	902,668
22000EE	Use of Goods & Services						
22111EE	Domestic Travel & Subsistence						
2211101	Air Transport of Persons Within The Bahamas	0	1,713	7,200	6,840	10,000	15,000
2211110	Subsistence for Travellers Within The Bahamas	2,510	2,042	4,200	3,990	5,500	6,500
	Domestic Travel & Subsistence	2,510	3,755	11,400	10,830	15,500	21,500
22112EE	International Travel & Subsistence						
2211201	Air Transport of Persons Outside The Bahamas	0	1,733	7,200	6,840	15,000	20,000
2211210	Subsistence for Travellers Outside The Bahamas	600	1,689	10,000	9,500	15,000	20,000
2211214	Incidental Travel Expenses Outside The Bahamas	0	500	2,000	1,900	4,000	5,500
	International Travel & Subsistence	600	3,922	19,200	18,240	34,000	45,500
22410EE	Supplies & Materials						
2241201	Office Supplies & Stationery	0	5,908	9,600	9,485	10,000	12,000
2241205	Food, Ice & Drinking Water	0	5,102	7,600	7,220	10,000	15,000
2241206	Publications	3,034	2,011	4,000	3,800	4,000	4,100
2241211	Cleaning & Toilet Supplies	0	1,604	3,800	3,975	5,500	10,000
2241212	Computer Software Supplies & Solutions	0	167	800	760	800	820
2241220	Educational Supplies	40	0	1,000	950	1,000	1,025
2241299	Other Supplies & Materials	3,053	346	800	760	1,000	1,200
	Supplies & Materials	6,127	15,138	27,600	26,950	32,300	44,145
22510EE	Services						
2251101	Printing & Duplication Service	0	5,304	9,000	8,550	19,000	19,475
2251102	Advertising & Public Notices	0	0	800	760	800	820

[Head 040] MINISTRY OF TRANSPORT & LOCAL GOVERNMENT



ITEM NO.	TITLE OF ITEM	PROVISIONAL EXPENDITURE		APPROVED ESTIMATES	ESTIMATES	PRELIMINARY FORECAST ESTIMATES	PRELIMINARY FORECAST ESTIMATES
		ACTUAL EXPENDITURE	(PROVISIONAL) EXPENDITURE				
		2017/2018 \$	JUL - MAR 2018/2019 \$	2018/2019 \$	2019/2020 \$	2020/2021 \$	2021/2022 \$
2251107	Workshops, Conferences, Seminars, Meetings & Exhibits	2,168	1,792	3,000	4,750	5,000	5,125
2251108	Tuition, Training, In-service Awards, Subsistence	56	0	5,000	4,750	5,000	5,125
2251109	Licensing & Inspection of Vehicles	975	975	2,700	2,700	2,700	2,768
2251115	Consultancy Services	0	71,166	102,000	84,962	100,000	120,000
2251128	Fees & Other Charges	13,891	9,125	10,700	10,165	10,700	10,968
2251129	Staff Engagement	0	198	1,200	1,140	1,200	1,230
2251199	Other Services	0	810	5,000	4,750	5,000	5,125
2251209	Mail Boat Service Contracts	7,863,945	5,777,640	8,754,000	8,754,000	8,754,000	8,754,000
2251336	Sanitact Maintenance Contract	1,320	2,310	2,000	1,900	2,000	2,050
2251337	Operation of Facilities or Other Services	5,518	2,018	10,000	9,500	10,000	10,250
	Services	7,887,873	5,871,338	8,905,400	8,887,927	8,915,400	8,936,936
22610EE	Minor Capital Repairs						
2261201	Transportation Equipment Upkeep	2,199	1,933	5,000	4,750	15,000	15,375
	Minor Capital Repairs	2,199	1,933	5,000	4,750	15,000	15,375
22810EE	Special Financial Transactions						
2281105	VAT Expenses	998	426	1,000	950	1,000	1,025
	Special Financial Transactions	998	426	1,000	950	1,000	1,025
	Use of Goods & Services	7,900,307	5,896,512	8,969,600	8,949,647	9,013,200	9,064,481
25000EE	Subsidies						
25200EE	Subsidies to Private Enterprises						
2521008	Subsidies to Local Vessels	0	0	1,000	1,000	1,000	1,025
	Subsidies to Private Enterprises	0	0	1,000	1,000	1,000	1,025
	Subsidies	0	0	1,000	1,000	1,000	1,025
	MINISTRY OF TRANSPORT & LOCAL GOVERNMENT TOTAL EXPENSES	8,622,573	6,384,091	9,622,942	9,627,059	9,821,650	9,968,174

The Accounting Officer for this Head is the PERMANENT SECRETARY

[Head 043] MINISTRY OF SOCIAL SERVICES & URBAN DEVELOPMENT



ITEM NO.	TITLE OF ITEM	PROVISIONAL EXPENDITURE		APPROVED ESTIMATES	ESTIMATES	PRELIMINARY FORECAST ESTIMATES	PRELIMINARY FORECAST ESTIMATES
		ACTUAL EXPENDITURE	(PROVISIONAL) JUL - MAR				
		2017/2018 \$	2018/2019 \$	2018/2019 \$	2019/2020 \$	2020/2021 \$	2021/2022 \$
PERSONAL EMOLUMENTS							
21110EE	Wages & Salaries (In Cash)						
2111101	Salary-Permanent/Pensionable	3,547,642	2,627,460	3,747,961	3,298,460	3,378,960	3,459,460
2111102	Salary-Contract Workers	348,674	238,016	673,000	486,200	486,200	486,200
	Wages & Salaries (In Cash)	3,896,316	2,865,476	4,420,961	3,784,660	3,865,160	3,945,660
21120EE	Allowances						
2112101	Honoraria	200	0	0	0	0	0
2112102	Overtime - Monthly Employees (General)	149,295	22,602	60,000	60,000	100,000	110,000
2112103	Housing Allowance	23,900	4,600	24,000	24,000	24,000	24,600
2112105	Risk & Hazard Allowance	20,600	0	600	600	600	615
2112112	Transport & Mileage Allowance	3,803	3,500	4,300	4,300	4,300	4,408
2112114	Duty Allowance	8,000	4,341	8,000	8,000	8,000	8,200
2112115	Responsibility Allowance	16,167	26,460	14,000	40,000	40,000	40,000
2112116	Acting Allowance	6,215	1,200	6,700	6,700	6,700	6,868
2112117	Hardship Allowance	0	0	2,000	2,000	2,000	2,050
2112122	Clothing Allowance	0	0	500	500	500	513
2112125	Disturbance Allowance/Geographical	7,655	6,900	7,200	18,000	18,000	18,000
2112132	Uniform Allowance	0	0	300	300	300	308
2112199	Other Allowances	0	6,800	9,000	9,000	9,000	9,225
	Allowances	235,835	76,403	136,600	173,400	213,400	224,787
	Personal Emoluments	4,132,151	2,941,879	4,557,561	3,958,060	4,078,560	4,170,447
22000EE	Use of Goods & Services						
22111EE	Domestic Travel & Subsistence						
2211101	Air Transport of Persons Within The Bahamas	0	106	10,000	3,803,210	3,803,210	3,803,210
2211103	Mileage Within The Bahamas	58,095	39,100	61,000	219,000	219,000	220,525
2211110	Subsistence for Travellers Within The Bahamas	0	210	5,000	52,960	52,960	52,960
2211114	Incidental Travel Expenses Within The Bahamas	0	0	0	15,900	15,900	15,900
	Domestic Travel & Subsistence	58,095	39,416	76,000	4,091,070	4,091,070	4,092,595
22112EE	International Travel & Subsistence						
2211201	Air Transport of Persons Outside The Bahamas	0	160	30,000	242,500	242,500	242,500
2211203	Mileage (International)	0	0	0	453,131	453,131	453,131
2211210	Subsistence for Travellers Outside The Bahamas	0	240	15,000	33,000	33,000	33,000
	International Travel & Subsistence	0	400	45,000	728,631	728,631	728,631
22210EE	Rent						
2221101	Rent - Living Accommodation (General)	0	0	1,000	1,000	1,000	1,025
	Rent	0	0	1,000	1,000	1,000	1,025

[Head 043] MINISTRY OF SOCIAL SERVICES & URBAN DEVELOPMENT



ITEM NO.	TITLE OF ITEM	PROVISIONAL EXPENDITURE		APPROVED ESTIMATES	ESTIMATES	PRELIMINARY FORECAST ESTIMATES	PRELIMINARY FORECAST ESTIMATES
		ACTUAL EXPENDITURE	(PROVISIONAL) EXPENDITURE				
		2017/2018 \$	JUL - MAR 2018/2019 \$	2018/2019 \$	2019/2020 \$	2020/2021 \$	2021/2022 \$
22410EE	Supplies & Materials						
2241103	Propane Gas	0	168	400	400	400	410
2241201	Office Supplies & Stationery	0	1,227	3,200	184,200	184,200	184,280
2241205	Food, Ice & Drinking Water	0	2,262	3,600	82,500	82,500	82,590
2241206	Publications	2,089	1,460	2,500	2,500	2,500	2,563
2241211	Cleaning & Toilet Supplies	0	497	2,400	119,700	119,700	119,760
2241212	Computer Software Supplies & Solutions	0	124	320	320	320	328
2241213	Clothing & Clothing Supplies	0	179	1,000	24,900	24,900	24,925
2241220	Educational Supplies	523	518	1,000	1,000	1,000	1,025
2241299	Other Supplies & Materials	5,615	4,125	6,400	6,400	6,400	6,560
	Supplies & Materials	8,227	10,560	20,820	421,920	421,920	422,441
22510EE	Services						
2251101	Printing & Duplication Service	0	0	1,600	294,700	294,700	294,740
2251102	Advertising & Public Notices	0	0	1,000	1,000	1,000	1,025
2251107	Workshops, Conferences, Seminars, Meetings & Exhibits	2,180	647	2,600	2,600	2,600	2,665
2251108	Tuition, Training, In-service Awards, Subsistence	2,740	544	5,000	5,000	5,000	5,125
2251109	Licencing & Inspection of Vehicles	780	195	1,200	1,200	1,200	1,230
2251128	Fees & Other Charges	4,833	2,939	5,500	5,500	5,500	5,638
2251129	Staff Engagement	0	2,242	5,080	5,080	5,080	5,207
2251201	Local Transportation of Goods	345	36	1,080	177,280	177,280	177,307
2251203	Freight & Express	0	0	0	190,500	190,500	190,500
2251302	Building Maintenance	752	495	1,000	1,000	1,000	1,025
2251337	Operation of Facilities or Other Services	13,705	9,859	16,000	16,000	16,000	16,400
	Services	25,335	16,957	40,060	699,860	699,860	700,862
22610EE	Minor Capital Repairs						
2261201	Transportation Equipment Upkeep	6,297	2,076	5,000	5,000	5,000	5,125
	Minor Capital Repairs	6,297	2,076	5,000	5,000	5,000	5,125
22710EE	Operational Expenses						
2271001	Operational Expenses	5,353,631	4,077,854	5,810,000	523,000	523,000	523,000
2271032	National Committee - Families & Children	292	48	5,000	5,000	5,000	5,000
	Operational Expenses	5,353,923	4,077,902	5,815,000	528,000	528,000	528,000
22810EE	Special Financial Transactions						
2281001	Special Financial Transactions	21,514	17,413	92,600	0	0	0
2281105	VAT Expenses	0	197	1,000	1,000	1,000	1,025
2281153	Community Affairs Divison	36,907	27,890	55,000	55,000	55,000	56,375
2281188	Department of Gender and Family Affairs	141,343	270,262	350,000	0	0	0
	Special Financial Transactions	199,764	315,762	498,600	56,000	56,000	57,400
	Use of Goods & Services	5,651,641	4,463,073	6,501,480	6,531,481	6,531,481	6,536,079

[Head 043] MINISTRY OF SOCIAL SERVICES & URBAN DEVELOPMENT



ITEM NO.	TITLE OF ITEM	PROVISIONAL	EXPENDITURE	APPROVED ESTIMATES	ESTIMATES	PRELIMINARY	PRELIMINARY
		ACTUAL	(PROVISIONAL)			FORECAST	FORECAST
		EXPENDITURE				ESTIMATES	ESTIMATES
		JUL - MAR					
		2017/2018	2018/2019	2018/2019	2019/2020	2020/2021	2021/2022
		\$	\$	\$	\$	\$	\$
27000EE	Social Benefits						
27200EE	Social Assistance Benefits						
2721112	National Drug Plan	4,000	4,000	4,000	4,000	4,000	4,100
	Social Assistance Benefits	4,000	4,000	4,000	4,000	4,000	4,100
	Social Benefits	4,000	4,000	4,000	4,000	4,000	4,100
28000EE	Other Payments						
28200EE	Transfers N.E.C.						
2821201	Contributions	16,443	21,219	30,000	0	0	0
2821209	Contribution - Prison Fellowship	25,000	25,000	25,000	25,000	25,000	25,625
2821210	Red Cross Bahamas Branch	60,000	60,000	60,000	60,000	60,000	61,500
2821213	Xmas Cheer Fund-Salvation Army	0	0	700	700	700	718
2821215	Ranfurly Home For Children	105,000	105,000	105,000	105,000	105,000	107,625
2821218	The Crisis Centre	30,000	30,000	30,000	30,000	30,000	30,750
2821219	Contributions to Sports, Civic & Youth Organizations	15,400	10,350	40,000	40,000	40,000	40,000
2821224	All Saints Camp	10,000	10,000	10,000	10,000	10,000	10,250
2821225	Roman Catholic Archdiocese	14,000	14,000	14,000	14,000	14,000	14,350
2821242	The Bahamas AME Conference Shelter	20,000	20,000	20,000	20,000	20,000	20,500
2821243	National Task Force for Ending Gender Based Violence	1,407	24,357	39,000	39,000	39,000	39,000
2821255	Salvation Army School For The Blind	10,000	10,000	10,000	10,000	10,000	10,250
2821618	National Commission for Persons with Disabilities	61,249	56,513	147,000	147,000	147,000	147,000
	Transfers N.E.C.	368,499	386,439	530,700	500,700	500,700	507,568
	OTHER CHARGES	368,499	386,439	530,700	500,700	500,700	507,568
	MINISTRY OF SOCIAL SERVICES & URBAN DEVELOPMENT TOTAL EXPENSES	10,156,291	7,795,391	11,593,741	10,994,241	11,114,741	11,218,194

The Accounting Officer for this Head is the PERMANENT SECRETARY

[Head 044] DEPARTMENT OF SOCIAL SERVICES



ITEM NO.	TITLE OF ITEM	PROVISIONAL ACTUAL EXPENDITURE	EXPENDITURE (PROVISIONAL)	APPROVED ESTIMATES	ESTIMATES	PRELIMINARY FORECAST ESTIMATES	PRELIMINARY FORECAST ESTIMATES
		2017/2018	JUL - MAR 2018/2019	2018/2019	2019/2020	2020/2021	2021/2022
		\$	\$	\$	\$	\$	\$
PERSONAL EMOLUMENTS							
21110EE	Wages & Salaries (In Cash)						
2111101	Salary-Permanent/Pensionable	9,237,086	6,705,861	11,098,525	8,498,158	8,630,758	8,763,358
2111102	Salary-Contract Workers	235,690	0	488,850	462,450	462,450	462,450
2111201	Regular Weekly Wages	3,118,161	2,203,850	3,669,000	3,669,000	3,669,000	3,669,000
	Wages & Salaries (In Cash)	12,590,937	8,909,711	15,256,375	12,629,608	12,762,208	12,894,808
21120EE	Allowances						
2112101	Honoraria	2,800	0	0	0	0	0
2112102	Overtime - Monthly Employees (General)	152,124	75,109	80,000	80,000	100,000	100,000
2112105	Risk & Hazard Allowance	53,576	34,800	50,000	50,000	50,000	50,000
2112111	Shift & On-Call Allowance	6,800	800	16,800	16,800	16,800	16,800
2112115	Responsibility Allowance	4,715	3,633	5,000	5,000	5,000	5,000
2112116	Acting Allowance	1,275	850	1,000	5,100	5,100	5,100
2112117	Hardship Allowance	3,000	1,850	3,000	5,000	5,000	5,000
2112125	Disturbance Allowance/Geographical	40,080	14,850	50,000	50,000	50,000	50,000
	Allowances	264,370	131,892	205,800	211,900	231,900	231,900
	Personal Emoluments	12,855,307	9,041,603	15,462,175	12,841,508	12,994,108	13,126,708
22000EE	Use of Goods & Services						
22111EE	Domestic Travel & Subsistence						
2211101	Air Transport of Persons Within The Bahamas	0	24,464	38,400	43,400	43,400	45,400
2211102	Members Travel Allowances	0	0	0	5,000	5,000	5,000
2211103	Mileage Within The Bahamas	411,240	256,380	435,000	435,000	435,000	435,000
2211110	Subsistence for Travellers Within The Bahamas	11,454	16,561	26,000	36,000	36,000	36,000
	Domestic Travel & Subsistence	422,694	297,405	499,400	519,400	519,400	521,400
22112EE	International Travel & Subsistence						
2211201	Air Transport of Persons Outside The Bahamas	0	2,115	28,800	15,000	15,000	15,000
2211210	Subsistence for Travellers Outside The Bahamas	0	0	0	15,000	15,000	15,000
	International Travel & Subsistence	0	2,115	28,800	30,000	30,000	30,000
22210EE	Rent						
2221101	Rent - Living Accommodation (General)	71,700	47,660	115,000	115,000	115,000	115,000
2221102	Rent - Office	141,798	105,792	151,000	200,000	200,000	200,000
	Rent	213,498	153,452	266,000	315,000	315,000	315,000
22410EE	Supplies & Materials						
2241201	Office Supplies & Stationery	0	15,328	32,960	52,745	52,745	52,745
2241202	Small Equipment & Tools	1,800	863	4,200	4,200	4,200	4,200
2241205	Food, Ice & Drinking Water	0	0	0	54,000	54,000	54,000
2241206	Publications	1,557	698	2,240	2,240	2,240	2,240

[Head 044] DEPARTMENT OF SOCIAL SERVICES



ITEM NO.	TITLE OF ITEM	PROVISIONAL EXPENDITURE		APPROVED ESTIMATES	ESTIMATES	PRELIMINARY FORECAST ESTIMATES	PRELIMINARY FORECAST ESTIMATES
		ACTUAL EXPENDITURE	(PROVISIONAL) JUL - MAR				
		2017/2018 \$	2018/2019 \$	2018/2019 \$	2019/2020 \$	2020/2021 \$	2021/2022 \$
2241211	Cleaning & Toilet Supplies	0	10,114	21,080	40,080	40,080	40,080
2241212	Computer Software Supplies & Solutions	3,145	1,568	5,500	5,500	5,500	5,500
2241213	Clothing & Clothing Supplies	6,182	0	6,900	18,900	18,900	18,900
2241220	Educational Supplies	80	400	2,100	2,100	2,100	2,100
2241299	Other Supplies & Materials	26,998	14,966	22,200	45,233	51,033	52,033
	Supplies & Materials	39,762	43,937	97,180	224,998	230,798	231,798
22510EE	Services						
2251101	Printing & Duplication Service	0	11,061	59,400	65,433	65,433	65,433
2251102	Advertising & Public Notices	8,288	2,231	7,160	17,443	17,443	17,443
2251107	Workshops, Conferences, Seminars, Meetings & Exhibits	8,863	7,928	9,000	9,000	9,000	9,000
2251108	Tuition, Training, In-service Awards, Subsistence	5,432	496	7,200	7,200	7,200	7,200
2251109	Licensing & Inspection of Vehicles	3,315	390	4,000	4,000	4,000	4,000
2251111	Security Services Contract	240,231	210,894	184,000	220,000	220,000	220,000
2251128	Fees & Other Charges	33,988	5,577	6,491	19,024	19,024	19,024
2251129	Staff Engagement	0	1,942	11,600	11,600	11,600	11,600
2251203	Freight & Express	6,087	2,415	5,505	5,505	5,505	5,505
2251302	Building Maintenance	0	19,464	50,000	51,033	51,033	51,033
2251336	Sanitact Maintenance Contract	6,329	10,962	6,000	11,200	11,200	11,200
2251337	Operation of Facilities or Other Services	195	3,761	1,100	81,900	81,900	81,900
2251338	Early Childhood Development Centre	53,044	46,011	82,200	0	0	0
	Services	365,772	323,132	433,656	503,338	503,338	503,338
22610EE	Minor Capital Repairs						
2261201	Transportation Equipment Upkeep	24,706	15,121	28,000	28,000	28,000	28,000
	Minor Capital Repairs	24,706	15,121	28,000	28,000	28,000	28,000
22710EE	Operational Expenses						
2271001	Operational Expenses	671	570	8,500	0	0	0
	Operational Expenses	671	570	8,500	0	0	0
22810EE	Special Financial Transactions						
2281001	Special Financial Transactions	2,389	8,485	50,000	0	0	0
2281105	VAT Expenses	0	0	1,000	1,000	1,000	1,000
	Special Financial Transactions	2,389	8,485	51,000	1,000	1,000	1,000
	Use of Goods & Services	1,069,492	844,217	1,412,536	1,621,736	1,627,536	1,630,536
27000EE	Social Benefits						
27200EE	Social Assistance Benefits						
2721001	Social Assistance Benefits	0	75,760	1,000,000	488,951	488,951	488,951
2721102	Foster Care Programme	601,727	489,872	452,750	605,150	652,400	707,400
2721103	Uniform Assistance	403,127	248,597	270,000	462,000	562,000	562,000
2721105	Children With Special Needs	264,960	151,440	330,000	330,000	330,000	330,000

[Head 044] DEPARTMENT OF SOCIAL SERVICES



ITEM NO.	TITLE OF ITEM	PROVISIONAL ACTUAL EXPENDITURE	EXPENDITURE (PROVISIONAL)	APPROVED ESTIMATES	ESTIMATES	PRELIMINARY FORECAST ESTIMATES	PRELIMINARY FORECAST ESTIMATES
		2017/2018	JUL - MAR 2018/2019	2018/2019	2019/2020	2020/2021	2021/2022
		\$	\$	\$	\$	\$	\$
2721106	Food Assistance Programme	16,958,360	11,318,428	12,819,150	14,158,360	15,460,000	16,460,000
2721111	Subsistence\Support of Persons Contract	1,936,660	1,239,822	2,330,000	2,590,000	2,760,000	2,760,000
2721113	Circumstance and Relief Emergency Desk Assistances	1,400,554	109,008	2,350,000	2,550,000	2,700,000	2,700,000
	Social Assistance Benefits	21,565,388	13,632,927	19,551,900	21,184,461	22,953,351	24,008,351
	Social Benefits	21,565,388	13,632,927	19,551,900	21,184,461	22,953,351	24,008,351
28000EE	Other Payments						
28200EE	Transfers N.E.C.						
2821104	Contribution Deportee Assistance Programme	0	0	15,000	15,000	15,000	15,000
2821201	Contributions	0	4,009	0	0	0	0
2821206	Grants to Charitable Organizations	599,575	502,250	683,000	783,000	883,000	883,000
2821227	Centre for Children with Disabilities (Cheshire House)	0	0	50,000	0	0	0
2821228	Bilney Lane	47,900	47,900	95,800	95,800	95,800	95,800
2821229	Naomi Christie Centre	207,000	207,000	207,000	207,000	207,000	207,000
2821232	Bahamas Children Emergency Hostel	192,000	192,000	192,000	192,000	192,000	192,000
2821233	Coleby House	68,000	68,000	68,000	68,000	68,000	68,000
2821234	Columbus House for Girls	0	44,000	88,000	88,000	88,000	88,000
2821235	Grand Bahama Children Home	195,000	195,000	195,000	195,000	195,000	195,000
2821236	Links Safe House	75,000	75,000	75,000	75,000	75,000	75,000
2821237	Old Bight Mission Home	165,000	165,000	165,000	165,000	165,000	165,000
2821238	Salvation Army Emergency Shelter	75,000	37,500	75,000	75,000	75,000	75,000
2821239	The PACE Centre(Grand Bahama)	0	31,000	62,000	62,000	62,000	62,000
2821240	Columbus House for Boys 1 & 2 Grand Bahama	0	44,000	88,000	88,000	88,000	88,000
2821241	Zion Children Home(Current Island)	0	0	62,000	62,000	62,000	62,000
2821257	R.E.A.C.H.	0	0	0	100,000	100,000	100,000
2821258	Elizabeth Estates Children's Home	445,000	445,000	445,000	445,000	445,000	456,000
2821259	Mary Ingrahams Intergenerational	172,000	172,000	172,000	172,000	172,000	172,000
2821260	Nazareth Centre	555,000	555,000	555,000	555,000	555,000	555,000
2821601	Other Contributions	0	3,234	0	0	0	0
2821620	National Council for the Int'l Year of Older Persons	12,478	15,218	17,000	0	0	0
2821621	National Committee for Child Abuse Prevention	10,318	0	21,000	0	0	0
	Transfers N.E.C.	2,819,271	2,803,111	3,330,800	3,442,800	3,542,800	3,553,800
	OTHER CHARGES	2,819,271	2,803,111	3,330,800	3,442,800	3,542,800	3,553,800
	DEPARTMENT OF SOCIAL SERVICES TOTAL EXPENSES	38,309,458	26,321,858	39,757,411	39,090,505	41,117,795	42,319,395

The Accounting Officer for this Head is the DIRECTOR

[Head 045] DEPARTMENT OF HOUSING



ITEM NO.	TITLE OF ITEM	PROVISIONAL	EXPENDITURE	APPROVED ESTIMATES	ESTIMATES	PRELIMINARY	PRELIMINARY
		ACTUAL	(PROVISIONAL)			FORECAST	FORECAST
		EXPENDITURE				ESTIMATES	ESTIMATES
		JUL - MAR					
		2017/2018	2018/2019	2018/2019	2019/2020	2020/2021	2021/2022
		\$	\$	\$	\$	\$	\$
PERSONAL EMOLUMENTS							
21110EE	Wages & Salaries (In Cash)						
2111101	Salary-Permanent/Pensionable	1,129,057	787,738	1,278,000	1,128,000	1,188,000	1,200,900
2111102	Salary-Contract Workers	30,747	0	68,000	68,000	68,000	69,700
	Wages & Salaries (In Cash)	1,159,804	787,738	1,346,000	1,196,000	1,256,000	1,270,600
21120EE	Allowances						
2112102	Overtime - Monthly Employees (General)	0	0	3,000	3,000	3,000	3,075
2112104	Scarcity Allowance	2,875	0	15,000	15,000	15,000	15,375
2112105	Risk & Hazard Allowance	7,800	4,300	32,400	54,400	54,400	54,400
2112115	Responsibility Allowance	958	2,250	9,000	9,000	9,000	9,225
2112116	Acting Allowance	0	0	1,500	1,500	1,500	1,538
	Allowances	11,633	6,550	60,900	82,900	82,900	83,613
	Personal Emoluments	1,171,437	794,288	1,406,900	1,278,900	1,338,900	1,354,213
22000EE	Use of Goods & Services						
22111EE	Domestic Travel & Subsistence						
2211101	Air Transport of Persons Within The Bahamas	0	4,333	5,000	19,950	21,000	21,000
2211110	Subsistence for Travellers Within The Bahamas	1,150	3,190	3,800	13,110	13,800	13,800
	Domestic Travel & Subsistence	1,150	7,523	8,800	33,060	34,800	34,800
22112EE	International Travel & Subsistence						
2211201	Air Transport of Persons Outside The Bahamas	0	20	5,000	23,750	25,000	25,000
2211210	Subsistence for Travellers Outside The Bahamas	0	1,121	2,000	6,650	7,000	7,000
	International Travel & Subsistence	0	1,141	7,000	30,400	32,000	32,000
22410EE	Supplies & Materials						
2241201	Office Supplies & Stationery	0	2,226	3,600	12,920	13,600	13,600
2241205	Food, Ice & Drinking Water	0	2,068	4,400	8,360	8,800	8,800
2241206	Publications	880	660	1,000	1,900	2,000	2,000
2241211	Cleaning & Toilet Supplies	0	2,783	6,000	10,450	11,000	11,000
2241212	Computer Software Supplies & Solutions	0	388	1,000	950	1,000	1,025
2241224	Operational Expenses - Freeport Housing	21,517	12,516	19,800	25,460	26,800	26,800
2241299	Other Supplies & Materials	1,709	798	1,600	11,020	11,600	11,600
	Supplies & Materials	24,106	21,439	37,400	71,060	74,800	74,825
22510EE	Services						
2251101	Printing & Duplication Service	0	2,560	4,800	18,810	19,800	19,800
2251102	Advertising & Public Notices	0	50	1,300	20,235	21,300	21,300
2251107	Workshops, Conferences, Seminars, Meetings & Exhibits	1,356	328	2,000	11,400	12,000	12,000
2251108	Tuition, Training, In-service Awards, Subsistence	1,300	1,243	3,000	12,350	13,000	13,000

[Head 045] DEPARTMENT OF HOUSING



ITEM NO.	TITLE OF ITEM	PROVISIONAL EXPENDITURE		APPROVED ESTIMATES	ESTIMATES	PRELIMINARY FORECAST	PRELIMINARY FORECAST
		ACTUAL EXPENDITURE	(PROVISIONAL)			ESTIMATES	ESTIMATES
		2017/2018 \$	JUL - MAR 2018/2019 \$	2018/2019 \$	2019/2020 \$	2020/2021 \$	2021/2022 \$
2251109	Licensing & Inspection of Vehicles	1,560	0	2,000	3,000	3,000	3,000
2251128	Fees & Other Charges	9,741	8,854	11,000	24,700	26,000	26,000
2251129	Staff Engagement	0	659	1,760	12,350	13,000	13,000
2251302	Building Maintenance	214,485	176,877	315,000	299,200	315,000	315,000
2251310	Grounds Maintenance	0	37,960	100,000	95,000	100,000	102,500
2251349	Upkeep - Other Structures	1,097,147	265,141	700,000	623,292	661,360	700,360
	Services	1,325,589	493,672	1,140,860	1,120,337	1,184,460	1,225,960
22610EE	Minor Capital Repairs						
2261201	Transportation Equipment Upkeep	11,090	1,720	10,000	9,500	15,000	21,875
	Minor Capital Repairs	11,090	1,720	10,000	9,500	15,000	21,875
22810EE	Special Financial Transactions						
2281105	VAT Expenses	27	172	1,000	1,000	1,025	1,050
	Special Financial Transactions	27	172	1,000	1,000	1,025	1,050
	Use of Goods & Services	1,361,962	525,667	1,205,060	1,265,357	1,342,085	1,390,510
	DEPARTMENT OF HOUSING TOTAL EXPENSES	2,533,399	1,319,955	2,611,960	2,544,257	2,680,985	2,744,723

The Accounting Officer for this Head is the PERMANENT SECRETARY

[Head 047] MINISTRY OF YOUTH, SPORTS & CULTURE



ITEM NO.	TITLE OF ITEM	PROVISIONAL	EXPENDITURE	APPROVED		PRELIMINARY	PRELIMINARY
		ACTUAL	(PROVISIONAL)	ESTIMATES	ESTIMATES	FORECAST	FORECAST
		EXPENDITURE	JUL - MAR			ESTIMATES	ESTIMATES
		2017/2018	2018/2019	2018/2019	2019/2020	2020/2021	2021/2022
		\$	\$	\$	\$	\$	\$
PERSONAL EMOLUMENTS							
21110EE	Wages & Salaries (In Cash)						
2111101	Salary-Permanent/Pensionable	4,992,636	3,513,463	4,802,400	4,450,468	4,450,468	4,550,468
2111102	Salary-Contract Workers	30,000	0	374,300	439,372	439,372	459,372
2111201	Regular Weekly Wages	1,670	-200	0	0	0	0
2111202	Global Summer Employment	960,144	431,007	1,000,000	1,000,000	1,000,000	1,000,000
	Wages & Salaries (In Cash)	5,984,450	3,944,270	6,176,700	5,889,840	5,889,840	6,009,840
21120EE	Allowances						
2112101	Honoraria	500	0	5,000	5,000	5,000	5,000
2112102	Overtime - Monthly Employees (General)	0	1,455	3,000	10,000	10,000	10,000
2112103	Housing Allowance	0	36,000	48,000	48,000	48,000	48,000
2112105	Risk & Hazard Allowance	24,800	13,107	200,000	125,000	125,000	125,000
2112112	Transport & Mileage Allowance	3,000	2,250	3,600	24,600	24,600	24,600
2112114	Duty Allowance	5,250	3,750	8,000	8,000	8,000	8,000
2112115	Responsibility Allowance	21,962	23,172	32,500	40,000	40,000	40,000
2112116	Acting Allowance	1,279	3,340	5,000	15,000	15,000	15,000
2112118	General Allowance (Police)	262	0	1,600	0	0	0
2112122	Clothing Allowance	0	0	2,000	2,000	2,000	2,000
	Allowances	57,053	83,074	308,700	277,600	277,600	277,600
	Personal Emoluments	6,041,503	4,027,344	6,485,400	6,167,440	6,167,440	6,287,440
22000EE	Use of Goods & Services						
22111EE	Domestic Travel & Subsistence						
2211101	Air Transport of Persons Within The Bahamas	0	140	5,000	263,150	277,000	277,000
2211103	Mileage Within The Bahamas	250	0	6,000	3,800	4,000	4,000
2211110	Subsistence for Travellers Within The Bahamas	813	1,600	10,000	275,025	289,500	289,500
	Domestic Travel & Subsistence	1,063	1,740	21,000	541,975	570,500	570,500
22112EE	International Travel & Subsistence						
2211201	Air Transport of Persons Outside The Bahamas	0	2,803	6,000	10,450	11,000	11,000
2211210	Subsistence for Travellers Outside The Bahamas	600	272	1,600	6,650	7,000	7,000
	International Travel & Subsistence	600	3,075	7,600	17,100	18,000	18,000
22210EE	Rent						
2221102	Rent - Office	70,400	48,431	87,880	80,000	80,000	80,000
	Rent	70,400	48,431	87,880	80,000	80,000	80,000
22410EE	Supplies & Materials						
2241201	Office Supplies & Stationery	0	9,733	20,000	27,265	28,700	31,200
2241205	Food, Ice & Drinking Water	0	5,458	9,000	258,400	272,000	275,000

[Head 047] MINISTRY OF YOUTH, SPORTS & CULTURE



ITEM NO.	TITLE OF ITEM	PROVISIONAL EXPENDITURE		APPROVED ESTIMATES	ESTIMATES	PRELIMINARY FORECAST ESTIMATES	PRELIMINARY FORECAST ESTIMATES
		ACTUAL EXPENDITURE	(PROVISIONAL) JUL - MAR				
		2017/2018 \$	2018/2019 \$	2018/2019 \$	2019/2020 \$	2020/2021 \$	2021/2022 \$
2241206	Publications	4,198	792	6,000	5,700	6,000	6,500
2241207	Ceremonial Events	0	0	0	372,400	392,000	395,000
2241211	Cleaning & Toilet Supplies	0	11,618	18,000	24,700	26,000	31,000
2241212	Computer Software Supplies & Solutions	6,820	3,543	10,000	16,150	17,000	20,000
2241213	Clothing & Clothing Supplies	3,520	3,642	10,000	55,100	58,000	59,000
2241217	Construction Materials & Parts	0	0	0	95,000	100,000	100,000
2241220	Educational Supplies	681	2,117	5,000	2,850	3,000	4,000
2241299	Other Supplies & Materials	12,042	2,652	14,000	15,200	16,000	16,000
	Supplies & Materials	27,261	39,555	92,000	872,765	918,700	937,700
22510EE	Services						
2251101	Printing & Duplication Service	0	6,216	9,600	17,100	18,000	23,000
2251102	Advertising & Public Notices	0	2,051	5,200	4,940	5,200	6,200
2251107	Workshops, Conferences, Seminars, Meetings & Exhibits	6,488	10,587	22,000	28,500	30,000	35,000
2251108	Tuition, Training, In-service Awards, Subsistence	0	0	0	308,750	325,000	325,000
2251109	Licensing & Inspection of Vehicles	2,535	2,640	4,000	4,000	4,000	4,000
2251111	Security Services Contract	48,000	44,767	61,200	50,000	50,000	50,000
2251115	Consultancy Services	425	168	5,000	0	0	0
2251128	Fees & Other Charges	5,862	5,323	10,000	1,339,690	1,410,200	1,410,200
2251129	Staff Engagement	0	5,206	6,160	9,500	10,000	10,000
2251203	Freight & Express	1,197	733	2,000	1,900	2,000	2,000
2251302	Building Maintenance	83,964	40,086	225,000	95,000	100,000	150,000
2251306	Computers, Business Machines & Related Equipment	263	63	1,000	950	1,000	1,000
2251310	Grounds Maintenance	11,267	6,436	232,000	66,500	70,000	70,000
2251321	Fumigation & Pest Control	0	0	5,000	950	1,000	1,000
2251322	Office Furniture Upkeep	0	0	0	38,000	40,000	40,000
2251336	Sanitact Maintenance Contract	0	0	0	14,250	15,000	15,000
2251342	Sports Field/Sports Facilities Maintenance	24,857	24,131	120,000	285,000	300,000	300,000
2251343	Maintenance & Upkeep of Swimming Pools	53	50,000	100,000	95,000	100,000	100,000
	Services	184,911	198,407	808,160	2,360,030	2,481,400	2,542,400
22610EE	Minor Capital Repairs						
2261201	Transportation Equipment Upkeep	25,562	9,248	20,000	20,520	21,600	21,600
	Minor Capital Repairs	25,562	9,248	20,000	20,520	21,600	21,600
22810EE	Special Financial Transactions						
2281001	Special Financial Transactions	2,718,454	2,900,089	4,410,000	0	0	0
2281105	VAT Expenses	706	211	1,000	950	1,000	1,000
2281113	Bahamas Anti-Doping Commission	300,000	300,000	300,000	332,500	350,000	350,000
2281133	National Youth Leaders/Workers	35,000	28,342	35,000	33,250	35,000	35,000
2281134	National Youth Push	350,000	350,000	350,000	323,000	340,000	340,000
2281149	National Youth Policy	0	0	100,000	95,000	100,000	100,000
2281159	National Youth Programmes	97,261	43,059	140,000	123,500	130,000	130,000
2281164	Youth Enterprise Fund	7,753	22,963	250,000	76,000	80,000	80,000



ITEM NO.	TITLE OF ITEM	PROVISIONAL ACTUAL EXPENDITURE	EXPENDITURE (PROVISIONAL)	APPROVED ESTIMATES	ESTIMATES	PRELIMINARY FORECAST ESTIMATES	PRELIMINARY FORECAST ESTIMATES
		2017/2018	JUL - MAR 2018/2019	2018/2019	2019/2020	2020/2021	2021/2022
		\$	\$	\$	\$	\$	\$
	Special Financial Transactions	3,509,174	3,644,664	5,586,000	984,200	1,036,000	1,036,000
22910EE	Other						
2291001	Other Expenses	350,024	252,715	400,000	0	0	0
2291013	IAAF WORLD Relay Games	2,439,785	0	1,970,000	95,000	100,000	100,000
2291014	300 Connect	87,563	55,734	100,000	95,000	100,000	100,000
	Other	2,877,372	308,449	2,470,000	190,000	200,000	200,000
	Use of Goods & Services	6,696,343	4,253,569	9,092,640	5,066,590	5,326,200	5,406,200
25000EE	Subsidies						
25100EE	Subsidies to Public Corporations						
2511208	National Arts Gallery	1,188,000	1,162,500	1,550,000	1,550,000	1,550,000	1,550,000
	Subsidies to Public Corporations	1,188,000	1,162,500	1,550,000	1,550,000	1,550,000	1,550,000
	Subsidies	1,188,000	1,162,500	1,550,000	1,550,000	1,550,000	1,550,000
26000EE	Grants						
26200EE	Grants to International Organizations						
2621132	Commonwealth Youth Programme	6,245	4,080	10,000	7,600	8,000	8,000
	Grants to International Organizations	6,245	4,080	10,000	7,600	8,000	8,000
	Grants	6,245	4,080	10,000	7,600	8,000	8,000
27000EE	Social Benefits						
27200EE	Social Assistance Benefits						
2721110	National Anti-Drug Plan	332,223	80,450	50,000	0	0	0
	Social Assistance Benefits	332,223	80,450	50,000	0	0	0
	Social Benefits	332,223	80,450	50,000	0	0	0
28000EE	Other Payments						
28200EE	Transfers N.E.C.						
2821101	Contributions	0	86,628	0	0	0	0
2821102	Aid to Student Athletes	74,584	56,709	200,000	142,500	150,000	150,000
2821103	Subvention to Elite Athletes	1,184,002	959,573	1,422,000	1,346,150	1,417,000	1,417,000
2821115	Prime Minister's Cultural Grant Award	0	384,550	1,000,000	1,000,000	1,000,000	1,000,000
2821123	National Youth Ambassadors	0	0	5,000	5,000	5,000	5,000
2821201	Contributions	75,000	100,000	100,000	100,000	100,000	100,000
2821202	Junior Achievement Programme	190,000	190,000	190,000	190,000	190,000	190,000

[Head 047] MINISTRY OF YOUTH, SPORTS & CULTURE



ITEM NO.	TITLE OF ITEM	PROVISIONAL ACTUAL EXPENDITURE	EXPENDITURE (PROVISIONAL)	APPROVED ESTIMATES	ESTIMATES	PRELIMINARY FORECAST ESTIMATES	PRELIMINARY FORECAST ESTIMATES
		2017/2018	JUL - MAR 2018/2019	2018/2019	2019/2020	2020/2021	2021/2022
		\$	\$	\$	\$	\$	\$
2821203	Girl Guides Association	25,000	25,000	25,000	25,000	25,000	25,000
2821204	Boys Brigade	25,000	25,000	25,000	25,000	25,000	25,000
2821205	Boy Scouts Association	25,000	25,000	25,000	25,000	25,000	25,000
2821207	Bahamas Lawn Tennis Association	10,000	10,000	10,000	10,000	10,000	10,000
2821212	Bahamas Olympic Association	50,000	50,000	50,000	50,000	50,000	50,000
2821216	Bahamas National Youth Choir	51,000	51,000	51,000	51,000	51,000	51,000
2821217	The Bahamas Concert Orchestra	25,000	25,000	25,000	25,000	25,000	25,000
2821219	Contributions to Sports, Civic & Youth Organizations	256,249	202,300	360,000	300,000	300,000	300,000
2821220	Bahamas Football Association	40,000	40,000	40,000	40,000	40,000	40,000
2821221	National Endowment for Sports	1,663,793	638,845	1,690,000	1,590,000	1,590,000	1,590,000
2821252	Bahamas National Youth Orchestra	25,000	25,000	25,000	25,000	25,000	25,000
2821253	Bahamas National Children's Choir	0	0	25,000	25,000	25,000	25,000
2821254	National Dance Company	120,138	83,350	150,000	39,500	39,500	39,500
2821256	National Dance School	0	0	0	170,000	170,000	170,000
2821299	Grants - Non-Government Organizations	0	0	180,000	0	0	0
2821416	National Sports Authority	2,801,442	2,250,000	3,000,000	2,850,000	3,000,000	3,000,000
2821601	Other Contributions	399,082	110,994	500,000	0	0	0
2821604	Bahamas National Youth Council	0	180	50,000	10,000	10,000	10,000
2821614	Other Grants	0	0	0	985,000	985,000	985,000
2821627	Self Starter Programme	0	0	840,000	840,000	840,000	840,000
2821629	Contribution to International Games	3,000,000	55,500	1,000,000	190,000	200,000	200,000
Transfers N.E.C.		10,040,290	5,394,629	10,988,000	10,059,150	10,297,500	10,297,500
OTHER CHARGES		10,040,290	5,394,629	10,988,000	10,059,150	10,297,500	10,297,500
MINISTRY OF YOUTH, SPORTS & CULTURE TOTAL EXPENSES		24,304,604	14,922,572	28,176,040	22,850,780	23,349,140	23,549,140

The Accounting Officer for this Head is the PERMANENT SECRETARY

[Head 048] DEPARTMENT OF LABOUR



ITEM NO.	TITLE OF ITEM	PROVISIONAL ACTUAL EXPENDITURE	EXPENDITURE (PROVISIONAL)	APPROVED ESTIMATES	ESTIMATES	PRELIMINARY FORECAST ESTIMATES	PRELIMINARY FORECAST ESTIMATES
		2017/2018 \$	JUL - MAR 2018/2019 \$	2018/2019 \$	2019/2020 \$	2020/2021 \$	2021/2022 \$
PERSONAL EMOLUMENTS							
21110EE	Wages & Salaries (In Cash)						
2111101	Salary-Permanent/Pensionable	1,887,712	1,234,758	1,763,098	1,530,163	1,582,747	1,595,270
2111102	Salary-Contract Workers	25,108	577	75,650	0	0	0
	Wages & Salaries (In Cash)	1,912,820	1,235,335	1,838,748	1,530,163	1,582,747	1,595,270
21120EE	Allowances						
2112101	Honoraria	76,348	73,337	135,000	104,000	104,000	104,000
2112102	Overtime - Monthly Employees (General)	0	3,200	10,000	12,000	12,000	12,500
2112115	Responsibility Allowance	6,107	4,411	5,500	5,500	5,500	5,500
2112116	Acting Allowance	3,243	22,416	5,000	31,700	31,700	31,700
2112125	Disturbance Allowance/Geographical	6,600	4,500	7,200	3,600	3,600	3,600
	Allowances	92,298	107,864	162,700	156,800	156,800	157,300
	Personal Emoluments	2,005,118	1,343,199	2,001,448	1,686,963	1,739,547	1,752,570
22000EE	Use of Goods & Services						
22111EE	Domestic Travel & Subsistence						
2211101	Air Transport of Persons Within The Bahamas	0	6,182	20,000	19,950	21,000	22,000
2211110	Subsistence for Travellers Within The Bahamas	15,617	14,284	27,000	26,600	28,000	29,000
	Domestic Travel & Subsistence	15,617	20,466	47,000	46,550	49,000	51,000
22112EE	International Travel & Subsistence						
2211201	Air Transport of Persons Outside The Bahamas	0	280	23,000	48,450	51,000	52,000
2211210	Subsistence for Travellers Outside The Bahamas	5,502	2,317	10,000	44,175	47,000	47,500
	International Travel & Subsistence	5,502	2,597	33,000	92,625	98,000	99,500
22210EE	Rent						
2221101	Rent - Living Accommodation (General)	9,500	8,150	19,500	19,500	19,500	19,988
2221102	Rent - Office	65,930	44,885	69,000	69,000	69,000	70,725
	Rent	75,430	53,035	88,500	88,500	88,500	90,713
22410EE	Supplies & Materials						
2241201	Office Supplies & Stationery	0	7,213	17,040	16,625	17,500	17,900
2241205	Food, Ice & Drinking Water	0	5,140	8,400	9,462	9,960	10,480
2241206	Publications	4,876	697	5,000	5,605	5,900	6,025
2241211	Cleaning & Toilet Supplies	0	6,242	12,000	13,490	14,200	14,800
2241212	Computer Software Supplies & Solutions	350	538	2,000	3,040	3,200	3,750
2241213	Clothing & Clothing Supplies	343	385	2,000	2,850	3,000	3,500
2241299	Other Supplies & Materials	3,968	1,134	4,000	6,650	7,000	8,200
	Supplies & Materials	9,537	21,349	50,440	57,722	60,760	64,655

[Head 048] DEPARTMENT OF LABOUR



ITEM NO.	TITLE OF ITEM	PROVISIONAL EXPENDITURE		APPROVED ESTIMATES	ESTIMATES	PRELIMINARY FORECAST ESTIMATES	PRELIMINARY FORECAST ESTIMATES
		ACTUAL EXPENDITURE	(PROVISIONAL) JUL - MAR				
		2017/2018 \$	2018/2019 \$	2018/2019 \$	2019/2020 \$	2020/2021 \$	2021/2022 \$
22510EE	Services						
2251101	Printing & Duplication Service	0	458	3,300	3,800	4,000	4,500
2251102	Advertising & Public Notices	0	671	9,600	9,215	9,700	9,800
2251107	Workshops, Conferences, Seminars, Meetings & Exhibits	2,687	16,592	104,000	106,400	112,000	114,800
2251108	Tuition, Training, In-service Awards, Subsistence	1,191	800	4,000	4,750	5,000	5,500
2251109	Licensing & Inspection of Vehicles	3,700	1,755	2,000	3,705	3,705	3,705
2251111	Security Services Contract	0	13,888	48,600	79,000	79,000	80,725
2251128	Fees & Other Charges	11,246	5,670	16,000	19,000	20,000	20,500
2251129	Staff Engagement	0	889	2,400	2,850	3,000	3,200
2251302	Building Maintenance	253	134	1,000	1,900	2,000	2,050
2251337	Operation of Facilities or Other Services	2,248	16,108	25,000	25,650	27,000	28,000
2251399	Other Contractual Services	3,211	2,324	6,000	7,125	7,500	8,050
	Services	24,536	59,289	221,900	263,395	272,905	280,830
22610EE	Minor Capital Repairs						
2261201	Transportation Equipment Upkeep	11,804	8,509	21,700	23,427	24,660	25,280
	Minor Capital Repairs	11,804	8,509	21,700	23,427	24,660	25,280
22710EE	Operational Expenses						
2271019	OSHA Public Employment	0	0	0	100,000	100,000	100,000
	Operational Expenses	0	0	0	100,000	100,000	100,000
22810EE	Special Financial Transactions						
2281105	VAT Expenses	820	437	1,000	4,750	5,000	6,000
2281172	Development of Skills Bank	8,601	160	9,000	10,640	11,200	11,480
	Special Financial Transactions	9,421	597	10,000	15,390	16,200	17,480
	Use of Goods & Services	151,847	165,842	472,540	687,609	710,025	729,458
28000EE	Other Payments						
28200EE	Transfers N.E.C.						
2821120	Merit Award	0	0	8,500	9,000	9,000	9,225
	Transfers N.E.C.	0	0	8,500	9,000	9,000	9,225
	OTHER CHARGES	0	0	8,500	9,000	9,000	9,225
	DEPARTMENT OF LABOUR TOTAL EXPENSES	2,156,965	1,509,041	2,482,488	2,383,572	2,458,572	2,491,253

The Accounting Officer for this Head is the DIRECTOR

[Head 049] MINISTRY OF FINANCIAL SERVICES, TRADE & INDUSTRY & IMMIGRATION



ITEM NO.	TITLE OF ITEM	PROVISIONAL ACTUAL EXPENDITURE	EXPENDITURE (PROVISIONAL)	APPROVED ESTIMATES	ESTIMATES	PRELIMINARY FORECAST ESTIMATES	PRELIMINARY FORECAST ESTIMATES
		2017/2018	JUL - MAR 2018/2019	2018/2019	2019/2020	2020/2021	2021/2022
		\$	\$	\$	\$	\$	\$
PERSONAL EMOLUMENTS							
21110EE	Wages & Salaries (In Cash)						
2111101	Salary-Permanent/Pensionable	201,282	315,241	328,250	339,250	399,250	439,250
2111102	Salary-Contract Workers	517,413	154,463	304,800	250,600	310,600	360,600
	Wages & Salaries (In Cash)	718,695	469,704	633,050	589,850	709,850	799,850
21120EE	Allowances						
2112102	Overtime - Monthly Employees (General)	0	0	3,000	0	0	0
2112103	Housing Allowance	0	0	0	3,600	3,700	3,780
2112112	Transport & Mileage Allowance	12,817	7,000	21,600	9,600	9,600	9,600
2112114	Duty Allowance	6,375	3,750	10,500	6,900	7,500	8,200
2112115	Responsibility Allowance	14,000	10,500	14,000	14,000	14,000	14,000
2112116	Acting Allowance	10,800	8,100	10,800	10,800	10,800	10,800
2112122	Clothing Allowance	417	375	500	500	500	500
	Allowances	44,409	29,725	60,400	45,400	46,100	46,880
	Personal Emoluments	763,104	499,429	693,450	635,250	755,950	846,730
22000EE	Use of Goods & Services						
22111EE	Domestic Travel & Subsistence						
2211101	Air Transport of Persons Within The Bahamas	0	290	15,000	14,250	15,000	15,000
2211110	Subsistence for Travellers Within The Bahamas	2,625	420	5,000	4,750	5,000	5,000
	Domestic Travel & Subsistence	2,625	710	20,000	19,000	20,000	20,000
22112EE	International Travel & Subsistence						
2211201	Air Transport of Persons Outside The Bahamas	0	3,572	50,000	47,500	50,000	55,000
2211210	Subsistence for Travellers Outside The Bahamas	4,137	461	30,000	28,500	30,000	32,300
	International Travel & Subsistence	4,137	4,033	80,000	76,000	80,000	87,300
22410EE	Supplies & Materials						
2241201	Office Supplies & Stationery	0	2,568	16,000	14,964	15,752	15,752
2241205	Food, Ice & Drinking Water	0	974	5,200	4,940	5,200	5,200
2241206	Publications	0	773	1,200	1,140	12,000	1,200
2241211	Cleaning & Toilet Supplies	0	1,836	8,000	7,600	8,000	8,000
2241212	Computer Software Supplies & Solutions	0	586	6,000	5,700	6,000	6,000
2241213	Clothing & Clothing Supplies	440	572	1,500	1,425	1,500	1,500
2241299	Other Supplies & Materials	2,489	40	4,000	3,800	4,000	4,000
	Supplies & Materials	2,929	7,349	41,900	39,569	52,452	41,652
22510EE	Services						
2251101	Printing & Duplication Service	0	1,937	9,000	8,550	9,000	9,000
2251102	Advertising & Public Notices	2,027	1,012	50,400	9,500	10,000	10,800

[Head 049] MINISTRY OF FINANCIAL SERVICES, TRADE & INDUSTRY & IMMIGRATION



ITEM NO.	TITLE OF ITEM	PROVISIONAL ACTUAL EXPENDITURE	EXPENDITURE (PROVISIONAL)	APPROVED ESTIMATES	ESTIMATES	PRELIMINARY FORECAST ESTIMATES	PRELIMINARY FORECAST ESTIMATES
		2017/2018	JUL - MAR 2018/2019	2018/2019	2019/2020	2020/2021	2021/2022
		\$	\$	\$	\$	\$	\$
2251103	Marketing & Promotion	273,338	239,797	450,000	285,000	295,000	300,000
2251107	Workshops, Conferences, Seminars, Meetings & Exhibits	1,225	0	5,000	4,750	5,000	5,000
2251109	Licensing & Inspection of Vehicles	390	780	1,500	1,500	1,500	1,500
2251115	Consultancy Services	193,133	102,776	150,000	114,000	120,000	120,000
2251128	Fees & Other Charges	19,027	9,298	15,000	14,250	15,000	15,000
2251129	Staff Engagement	0	0	1,360	1,292	1,360	1,360
2251337	Operation of Facilities or Other Services	8,243	1,151	16,500	15,675	16,500	16,500
	Services	497,383	356,751	698,760	454,517	473,360	479,160
22610EE	Minor Capital Repairs						
2261201	Transportation Equipment Upkeep	1,629	3,790	5,000	7,000	8,500	9,000
	Minor Capital Repairs	1,629	3,790	5,000	7,000	8,500	9,000
22810EE	Special Financial Transactions						
2281105	VAT Expenses	749	1,210	2,000	1,900	2,000	2,000
2281167	Arbitration Centre	0	700	28,000	26,456	27,848	27,848
	Special Financial Transactions	749	1,910	30,000	28,356	29,848	29,848
	Use of Goods & Services	509,452	374,543	875,660	624,442	664,160	666,960
26000EE	Grants						
26200EE	Grants to International Organizations						
2621193	F.T.A.A./W.T.O. Developments	150,000	295,715	350,000	390,165	410,700	410,700
	Grants to International Organizations	150,000	295,715	350,000	390,165	410,700	410,700
	Grants	150,000	295,715	350,000	390,165	410,700	410,700
28000EE	Other Payments						
28200EE	Transfers N.E.C.						
2821614	Other Grants	396,000	337,500	450,000	450,000	450,000	450,000
2821617	Bahamas National Standards Bureau	300,000	0	0	0	0	0
2821623	Bahamas Trade Commission	11,483	70	50,000	50,000	50,000	50,000
	Transfers N.E.C.	707,483	337,570	500,000	500,000	500,000	500,000
	OTHER CHARGES	707,483	337,570	500,000	500,000	500,000	500,000
	MINISTRY OF FINANCIAL SERVICES, TRADE & INDUSTRY & IMMIGRATION TOTAL EXPENSES	2,130,039	1,507,257	2,419,110	2,149,857	2,330,810	2,424,390

The Accounting Officer for this Head is the PERMANENT SECRETARY

[Head 051] POST OFFICE DEPARTMENT



ITEM NO.	TITLE OF ITEM	PROVISIONAL	EXPENDITURE	APPROVED ESTIMATES	ESTIMATES	PRELIMINARY	PRELIMINARY
		ACTUAL	(PROVISIONAL)			FORECAST	FORECAST
		EXPENDITURE				ESTIMATES	ESTIMATES
		JUL - MAR					
		2017/2018	2018/2019	2018/2019	2019/2020	2020/2021	2021/2022
		\$	\$	\$	\$	\$	\$
PERSONAL EMOLUMENTS							
21110EE	Wages & Salaries (In Cash)						
2111101	Salary-Permanent/Pensionable	5,568,065	3,899,251	5,635,020	5,340,000	5,712,560	5,855,374
2111102	Salary-Contract Workers	0	1,264	99,000	50,000	65,000	70,000
2111201	Regular Weekly Wages	380,532	234,991	355,000	310,000	355,000	355,000
	Wages & Salaries (In Cash)	5,948,597	4,135,506	6,089,020	5,700,000	6,132,560	6,280,374
21120EE	Allowances						
2112102	Overtime - Monthly Employees (General)	0	16,797	4,500	25,000	25,900	27,500
2112103	Housing Allowance	12,850	8,000	23,000	8,400	8,400	8,700
2112115	Responsibility Allowance	5,540	4,125	5,500	5,500	5,500	5,500
2112116	Acting Allowance	1,532	1,292	1,500	1,700	1,700	1,700
2112117	Hardship Allowance	100	0	3,600	3,600	3,600	3,690
2112125	Disturbance Allowance/Geographical	0	0	2,000	15,000	0	0
	Allowances	20,022	30,214	40,100	59,200	45,100	47,090
	Personal Emoluments	5,968,619	4,165,720	6,129,120	5,759,200	6,177,660	6,327,464
22000EE	Use of Goods & Services						
22111EE	Domestic Travel & Subsistence						
2211101	Air Transport of Persons Within The Bahamas	0	8,499	24,500	29,013	35,540	40,540
2211103	Mileage Within The Bahamas	0	0	2,000	4,750	5,200	5,255
2211110	Subsistence for Travellers Within The Bahamas	24,232	20,284	20,000	27,104	33,632	38,732
	Domestic Travel & Subsistence	24,232	28,783	46,500	60,867	74,372	84,527
22112EE	International Travel & Subsistence						
2211201	Air Transport of Persons Outside The Bahamas	0	4,416	20,000	9,500	20,000	20,500
2211210	Subsistence for Travellers Outside The Bahamas	2,338	4,978	11,000	6,650	11,000	11,275
	International Travel & Subsistence	2,338	9,394	31,000	16,150	31,000	31,775
22210EE	Rent						
2221102	Rent - Office	46,955	31,771	50,000	59,400	59,470	59,540
	Rent	46,955	31,771	50,000	59,400	59,470	59,540
22410EE	Supplies & Materials						
2241201	Office Supplies & Stationery	0	15,300	36,000	28,500	40,520	41,040
2241205	Food, Ice & Drinking Water	0	5,255	17,000	20,900	22,330	22,630
2241206	Publications	1,103	678	2,500	2,375	2,500	2,563
2241211	Cleaning & Toilet Supplies	0	18,347	40,000	34,770	46,580	47,840
2241212	Computer Software Supplies & Solutions	793	0	2,000	1,900	2,000	2,050
2241213	Clothing & Clothing Supplies	8,104	477	6,000	4,750	6,700	6,868
2241299	Other Supplies & Materials	4,157	775	2,000	2,214	2,700	3,000
	Supplies & Materials	14,157	40,832	105,500	95,409	123,330	125,991
22510EE	Services						
2251101	Printing & Duplication Service	0	32,207	90,000	53,485	66,540	71,155

[Head 051] POST OFFICE DEPARTMENT



ITEM NO.	TITLE OF ITEM	PROVISIONAL EXPENDITURE		APPROVED ESTIMATES	ESTIMATES	PRELIMINARY FORECAST ESTIMATES	PRELIMINARY FORECAST ESTIMATES
		ACTUAL EXPENDITURE	(PROVISIONAL) EXPENDITURE				
		2017/2018 \$	JUL - MAR 2018/2019 \$	2018/2019 \$	2019/2020 \$	2020/2021 \$	2021/2022 \$
2251108	Tuition, Training, In-service Awards, Subsistence	0	5,030	15,000	19,000	25,000	30,000
2251109	Licensing & Inspection of Vehicles	2,610	4,035	6,600	7,000	7,000	7,165
2251128	Fees & Other Charges	7,007	1,991	6,000	5,700	6,000	6,150
2251129	Staff Engagement	0	3,688	8,400	7,980	8,400	8,610
2251201	Local Transportation of Goods	1,655	0	4,000	3,800	4,000	4,100
2251203	Freight & Express	1,059	1,287	2,500	2,375	2,500	2,563
2251204	Mail Transportation	395,410	152,935	300,000	305,200	331,600	333,700
2251302	Building Maintenance	14,116	4,822	14,000	14,681	25,490	30,630
2251303	Equipment Maintenance	0	0	0	1,900	2,000	2,000
2251307	Maintenance of Generators, A/C & Other Machinery	1,896	6,553	20,000	17,100	35,000	35,875
2251337	Operation of Facilities or Other Services	198,055	118,824	200,000	197,971	248,630	248,870
2251399	Other Contractual Services	4,467	240	4,500	4,750	5,000	5,125
	Services	626,275	331,612	671,000	640,942	767,160	785,943
22610EE	Minor Capital Repairs						
2261201	Transportation Equipment Upkeep	25,843	5,176	30,000	23,750	28,000	30,125
	Minor Capital Repairs	25,843	5,176	30,000	23,750	28,000	30,125
22810EE	Special Financial Transactions						
2281105	VAT Expenses	263	56	1,000	950	1,000	1,025
	Special Financial Transactions	263	56	1,000	950	1,000	1,025
	Use of Goods & Services	740,063	447,624	935,000	897,468	1,084,332	1,118,926
26000EE	Grants						
26200EE	Grants to International Organizations						
2621171	U.P.U. Membership Fees	37,436	1,524	50,000	59,330	60,000	61,500
	Grants to International Organizations	37,436	1,524	50,000	59,330	60,000	61,500
	Grants	37,436	1,524	50,000	59,330	60,000	61,500
28000EE	Other Payments						
28200EE	Transfers N.E.C.						
2821106	Compensation For Loss & Stolen Property	78	0	1,000	950	1,000	1,025
2821108	Compensation for Lost Funds	0	0	5,000	4,750	5,000	5,125
	Transfers N.E.C.	78	0	6,000	5,700	6,000	6,150
	OTHER CHARGES	78	0	6,000	5,700	6,000	6,150
	POST OFFICE DEPARTMENT TOTAL EXPENSES	6,746,196	4,614,868	7,120,120	6,721,698	7,327,992	7,514,040

The Accounting Officer for this Head is the POSTMASTER-GENERAL

[Head 053] PORT DEPARTMENT



ITEM NO.	TITLE OF ITEM	PROVISIONAL EXPENDITURE		APPROVED ESTIMATES	ESTIMATES	PRELIMINARY FORECAST ESTIMATES	PRELIMINARY FORECAST ESTIMATES
		ACTUAL EXPENDITURE	(PROVISIONAL) JUL - MAR				
		2017/2018 \$	2018/2019 \$	2018/2019 \$	2019/2020 \$	2020/2021 \$	2021/2022 \$
PERSONAL EMOLUMENTS							
21110EE	Wages & Salaries (In Cash)						
2111101	Salary-Permanent/Pensionable	2,775,304	1,780,535	2,700,000	2,380,000	2,480,950	2,600,000
2111102	Salary-Contract Workers	9,979	60,413	336,100	250,000	300,000	450,000
	Wages & Salaries (In Cash)	2,785,283	1,840,948	3,036,100	2,630,000	2,780,950	3,050,000
21120EE	Allowances						
2112101	Honoraria	25,100	0	31,200	30,000	35,000	40,000
2112102	Overtime - Monthly Employees (General)	0	87,868	120,000	120,000	120,000	123,000
2112115	Responsibility Allowance	5,125	4,133	5,000	5,500	5,500	5,500
2112116	Acting Allowance	0	0	2,000	1,000	1,000	1,500
2112125	Disturbance Allowance/Geographical	28,200	2,400	7,200	2,000	2,000	2,000
	Allowances	58,425	94,401	165,400	158,500	163,500	172,000
	Personal Emoluments	2,843,708	1,935,349	3,201,500	2,788,500	2,944,450	3,222,000
22000EE	Use of Goods & Services						
22111EE	Domestic Travel & Subsistence						
2211101	Air Transport of Persons Within The Bahamas	0	9,311	15,000	14,250	20,000	25,000
2211103	Mileage Within The Bahamas	3,340	1,750	7,000	3,800	4,000	4,000
2211110	Subsistence for Travellers Within The Bahamas	10,693	12,925	13,000	14,250	20,000	25,000
	Domestic Travel & Subsistence	14,033	23,986	35,000	32,300	44,000	54,000
22112EE	International Travel & Subsistence						
2211201	Air Transport of Persons Outside The Bahamas	0	180	10,000	9,500	15,000	25,000
2211210	Subsistence for Travellers Outside The Bahamas	6,300	7,920	8,000	7,600	9,000	10,000
	International Travel & Subsistence	6,300	8,100	18,000	17,100	24,000	35,000
22210EE	Rent						
2221101	Rent - Living Accommodation (General)	12,600	47,320	21,600	49,000	65,000	70,000
	Rent	12,600	47,320	21,600	49,000	65,000	70,000
22410EE	Supplies & Materials						
2241199	Other Fuel & Gasses	0	719	2,000	2,000	2,000	2,050
2241201	Office Supplies & Stationery	0	8,860	16,000	15,200	22,000	35,000
2241205	Food, Ice & Drinking Water	0	3,378	8,000	4,750	5,000	6,000
2241206	Publications	0	538	1,000	950	1,000	1,025
2241211	Cleaning & Toilet Supplies	0	6,541	15,000	14,250	18,000	20,000
2241212	Computer Software Supplies & Solutions	2,203	906	3,500	3,325	3,500	3,588
2241213	Clothing & Clothing Supplies	9,062	1,271	5,000	2,850	3,000	3,000
2241299	Other Supplies & Materials	3,397	1,805	2,000	2,233	2,350	2,370
	Supplies & Materials	14,662	24,018	52,500	45,558	56,850	73,033

[Head 053] PORT DEPARTMENT



ITEM NO.	TITLE OF ITEM	PROVISIONAL EXPENDITURE		APPROVED ESTIMATES	ESTIMATES	PRELIMINARY FORECAST	PRELIMINARY FORECAST
		ACTUAL EXPENDITURE	(PROVISIONAL) EXPENDITURE			ESTIMATES	ESTIMATES
		2017/2018 \$	JUL - MAR 2018/2019 \$	2018/2019 \$	2019/2020 \$	2020/2021 \$	2021/2022 \$
22510EE	Services						
2251101	Printing & Duplication Service	0	3,895	3,900	3,705	3,900	3,998
2251102	Advertising & Public Notices	2,680	267	20,000	4,750	5,000	5,000
2251108	Tuition, Training, In-service Awards, Subsistence	3,000	559	25,000	12,559	15,000	20,000
2251109	Licensing & Inspection of Vehicles	1,755	975	3,500	2,400	3,500	3,588
2251115	Consultancy Services	2,143,995	3,327,903	4,000,000	4,800,000	5,000,000	5,500,000
2251128	Fees & Other Charges	84,446	45,577	63,000	52,250	55,000	55,000
2251129	Staff Engagement	0	1,044	3,520	3,344	3,520	3,608
2251302	Building Maintenance	95,422	22,638	100,000	47,500	55,000	60,000
2251306	Computers, Business Machines & Related Equipment	0	222	900	855	900	923
2251330	Upkeep & Maintenance of Instruments & Apparatus	0	0	900	855	900	923
2251336	Sanitact Maintenance Contract	0	2,800	2,800	2,660	2,800	2,870
2251337	Operation of Facilities or Other Services	954,584	554,666	800,000	700,000	800,000	850,000
	Services	3,285,882	3,960,546	5,023,520	5,630,878	5,945,520	6,505,910
22610EE	Minor Capital Repairs						
2261201	Transportation Equipment Upkeep	125,535	12,792	150,000	47,500	65,000	75,000
	Minor Capital Repairs	125,535	12,792	150,000	47,500	65,000	75,000
22810EE	Special Financial Transactions						
2281105	VAT Expenses	0	133	1,000	950	1,000	1,025
	Special Financial Transactions	0	133	1,000	950	1,000	1,025
	Use of Goods & Services	3,459,012	4,076,895	5,301,620	5,823,286	6,201,370	6,813,968
26000EE	Grants						
26200EE	Grants to International Organizations						
2621173	Assoc. of Ports & Harbours/Int'l. Association	0	1,476	20,000	4,750	7,000	9,000
	Grants to International Organizations	0	1,476	20,000	4,750	7,000	9,000
	Grants	0	1,476	20,000	4,750	7,000	9,000
	PORT DEPARTMENT TOTAL EXPENSES	6,302,720	6,013,720	8,523,120	8,616,536	9,152,820	10,044,968

The Accounting Officer for this Head is the PORT CONTROLLER

[Head 054] DEPARTMENT OF ROAD TRAFFIC



ITEM NO.	TITLE OF ITEM	PROVISIONAL ACTUAL EXPENDITURE	EXPENDITURE (PROVISIONAL)	APPROVED ESTIMATES	ESTIMATES	PRELIMINARY FORECAST ESTIMATES	PRELIMINARY FORECAST ESTIMATES
		2017/2018 \$	JUL - MAR 2018/2019 \$	2018/2019 \$	2019/2020 \$	2020/2021 \$	2021/2022 \$
PERSONAL EMOLUMENTS							
21110EE	Wages & Salaries (In Cash)						
2111101	Salary-Permanent/Pensionable	3,798,590	2,457,569	3,230,020	3,285,788	3,535,788	3,635,788
2111102	Salary-Contract Workers	371,175	298,524	1,113,800	413,800	613,800	688,800
	Wages & Salaries (In Cash)	4,169,765	2,756,093	4,343,820	3,699,588	4,149,588	4,324,588
21120EE	Allowances						
2112101	Honoraria	69,539	49,720	70,000	64,800	70,000	71,750
2112102	Overtime - Monthly Employees (General)	0	11,494	145,000	145,000	145,000	148,625
2112115	Responsibility Allowance	6,000	4,500	6,000	6,000	6,000	6,150
2112116	Acting Allowance	0	0	2,000	2,000	2,000	2,050
	Allowances	75,539	65,714	223,000	217,800	223,000	228,575
	Personal Emoluments	4,245,304	2,821,807	4,566,820	3,917,388	4,372,588	4,553,163
22000EE	Use of Goods & Services						
22111EE	Domestic Travel & Subsistence						
2211101	Air Transport of Persons Within The Bahamas	0	21,089	40,000	42,750	50,000	55,000
2211110	Subsistence for Travellers Within The Bahamas	23,740	13,830	30,000	29,545	31,100	31,850
	Domestic Travel & Subsistence	23,740	34,919	70,000	72,295	81,100	86,850
22112EE	International Travel & Subsistence						
2211201	Air Transport of Persons Outside The Bahamas	0	1,177	5,000	4,750	5,000	5,125
2211210	Subsistence for Travellers Outside The Bahamas	590	1,341	5,000	4,750	5,000	5,125
	International Travel & Subsistence	590	2,518	10,000	9,500	10,000	10,250
22210EE	Rent						
2221102	Rent - Office	67,200	53,990	80,000	106,800	122,400	144,200
	Rent	67,200	53,990	80,000	106,800	122,400	144,200
22410EE	Supplies & Materials						
2241201	Office Supplies & Stationery	0	15,984	36,000	36,195	48,100	59,100
2241205	Food, Ice & Drinking Water	0	3,722	8,100	7,695	10,000	17,800
2241206	Publications	800	3,273	19,700	18,715	19,700	20,193
2241211	Cleaning & Toilet Supplies	0	8,925	19,600	18,620	19,600	20,090
2241212	Computer Software Supplies & Solutions	720	0	1,000	950	1,000	1,025
2241219	Uniform Supplies	2,474	3,730	11,000	10,450	11,000	11,275
2241299	Other Supplies & Materials	3,501	2,777	5,000	4,750	5,000	5,125
	Supplies & Materials	7,495	38,411	100,400	97,375	114,400	134,608
22510EE	Services						
2251101	Printing & Duplication Service	129,050	221,579	223,600	223,600	273,600	280,440

[Head 054] DEPARTMENT OF ROAD TRAFFIC



ITEM NO.	TITLE OF ITEM	PROVISIONAL EXPENDITURE		APPROVED ESTIMATES	ESTIMATES	PRELIMINARY FORECAST	PRELIMINARY FORECAST
		ACTUAL EXPENDITURE	(PROVISIONAL) JUL - MAR			ESTIMATES	ESTIMATES
		2017/2018 \$	2018/2019 \$	2018/2019 \$	2019/2020 \$	2020/2021 \$	2021/2022 \$
2251102	Advertising & Public Notices	1,301	0	6,000	5,700	6,000	6,150
2251107	Workshops, Conferences, Seminars, Meetings & Exhibits	855	565	2,000	1,900	2,000	2,050
2251109	Licensing & Inspection of Vehicles	1,560	3,060	4,700	4,700	4,700	4,818
2251110	Postage, Postal Machines & Services	855	184	1,000	950	1,000	1,025
2251111	Security Services Contract	10,196	0	67,200	67,200	75,000	87,700
2251128	Fees & Other Charges	43,224	41,644	30,000	28,500	35,800	45,500
2251129	Staff Engagement	0	2,168	4,960	4,712	4,960	5,084
2251199	Other Services	4,265	9,819	10,000	1,710	1,800	1,800
2251201	Local Transportation of Goods	2,178	2,405	4,000	3,800	4,000	4,100
2251203	Freight & Express	6,931	4,216	10,000	9,500	10,000	10,250
2251302	Building Maintenance	3,500	17,241	20,000	19,000	30,000	30,750
2251336	Sanitact Maintenance Contract	0	0	3,500	3,325	3,500	3,588
2251337	Operation of Facilities or Other Services	34,655	16,042	40,000	31,540	40,000	41,000
2251339	Janitorial Service Contracts	24,828	21,014	20,000	19,000	35,000	35,000
	Services	263,398	339,937	446,960	425,137	527,360	559,255
22610EE	Minor Capital Repairs						
2261201	Transportation Equipment Upkeep	10,406	10,210	15,000	14,250	35,000	35,875
	Minor Capital Repairs	10,406	10,210	15,000	14,250	35,000	35,875
22810EE	Special Financial Transactions						
2281105	VAT Expenses	0	0	1,000	950	1,000	1,025
	Special Financial Transactions	0	0	1,000	950	1,000	1,025
	Use of Goods & Services	372,829	479,985	723,360	726,307	891,260	972,063
28000EE	Other Payments						
28200EE	Transfers N.E.C.						
2821404	Road Traffic Authority	4,595	2,652	5,000	4,750	5,000	5,125
	Transfers N.E.C.	4,595	2,652	5,000	4,750	5,000	5,125
	OTHER CHARGES	4,595	2,652	5,000	4,750	5,000	5,125
	DEPARTMENT OF ROAD TRAFFIC TOTAL EXPENSES	4,622,728	3,304,444	5,295,180	4,648,445	5,268,848	5,530,351

The Accounting Officer for this Head is the CONTROLLER

[Head 055] DEPARTMENT OF METEOROLOGY



ITEM NO.	TITLE OF ITEM	PROVISIONAL EXPENDITURE		APPROVED ESTIMATES	ESTIMATES	PRELIMINARY FORECAST ESTIMATES	PRELIMINARY FORECAST ESTIMATES
		ACTUAL EXPENDITURE	(PROVISIONAL) JUL - MAR				
		2017/2018 \$	2018/2019 \$	2018/2019 \$	2019/2020 \$	2020/2021 \$	2021/2022 \$
PERSONAL EMOLUMENTS							
21110EE	Wages & Salaries (In Cash)						
2111101	Salary-Permanent/Pensionable	1,828,336	1,384,644	2,463,000	2,053,000	2,053,000	2,053,000
	Wages & Salaries (In Cash)	1,828,336	1,384,644	2,463,000	2,053,000	2,053,000	2,053,000
21120EE	Allowances						
2112101	Honoraria	0	0	7,000	7,000	7,000	7,175
2112102	Overtime - Monthly Employees (General)	0	0	20,000	20,000	20,000	20,500
2112115	Responsibility Allowance	9,458	6,375	10,000	10,000	10,000	10,250
2112116	Acting Allowance	0	0	1,500	1,500	1,500	1,538
2112125	Disturbance Allowance/Geographical	0	2,400	15,000	15,000	15,000	15,375
	Allowances	9,458	8,775	53,500	53,500	53,500	54,838
	Personal Emoluments	1,837,794	1,393,419	2,516,500	2,106,500	2,106,500	2,107,838
22000EE	Use of Goods & Services						
22111EE	Domestic Travel & Subsistence						
2211101	Air Transport of Persons Within The Bahamas	0	11,896	15,000	19,000	20,000	20,000
2211110	Subsistence for Travellers Within The Bahamas	3,640	9,823	10,000	14,250	15,000	15,000
	Domestic Travel & Subsistence	3,640	21,719	25,000	33,250	35,000	35,000
22112EE	International Travel & Subsistence						
2211201	Air Transport of Persons Outside The Bahamas	0	8,602	25,000	23,750	25,000	25,000
2211210	Subsistence for Travellers Outside The Bahamas	2,522	4,010	20,000	9,500	10,000	10,000
	International Travel & Subsistence	2,522	12,612	45,000	33,250	35,000	35,000
22210EE	Rent						
2221101	Rent - Living Accommodation (General)	0	11,080	0	20,000	25,500	35,000
	Rent	0	11,080	0	20,000	25,500	35,000
22310EE	Utilities & Communication						
2231199	Other Communication & Cable Service	6,404	136	9,000	8,550	9,000	9,000
	Utilities & Communication	6,404	136	9,000	8,550	9,000	9,000
22410EE	Supplies & Materials						
2241104	Oil & Lubricants	0	288	1,200	1,200	1,200	1,230
2241201	Office Supplies & Stationery	0	2,729	9,600	13,870	14,600	14,600
2241205	Food, Ice & Drinking Water	0	2,069	8,000	17,100	18,000	18,000
2241206	Publications	0	0	800	760	800	800
2241211	Cleaning & Toilet Supplies	0	4,566	8,000	13,300	14,000	14,000
2241212	Computer Software Supplies & Solutions	1,180	1,225	10,000	9,500	10,000	10,500
2241213	Clothing & Clothing Supplies	1,533	0	5,000	14,250	15,000	15,000

[Head 055] DEPARTMENT OF METEOROLOGY



ITEM NO.	TITLE OF ITEM	PROVISIONAL ACTUAL EXPENDITURE	EXPENDITURE (PROVISIONAL)	APPROVED ESTIMATES	ESTIMATES	PRELIMINARY FORECAST ESTIMATES	PRELIMINARY FORECAST ESTIMATES
		2017/2018	JUL - MAR 2018/2019	2018/2019	2019/2020	2020/2021	2021/2022
		\$	\$	\$	\$	\$	\$
2241299	Other Supplies & Materials	9,445	9,768	15,000	14,250	15,000	15,500
	Supplies & Materials	12,158	20,645	57,600	84,230	88,600	89,630
22510EE	Services						
2251101	Printing & Duplication Service	0	5,427	12,000	11,400	12,000	12,000
2251102	Advertising & Public Notices	0	0	500	475	500	513
2251108	Tuition, Training, In-service Awards, Subsistence	51,861	3,539	60,000	34,105	35,900	35,900
2251109	Licencing & Inspection of Vehicles	1,755	0	3,500	3,500	3,500	3,500
2251128	Fees & Other Charges	11,837	7,587	12,000	20,900	22,000	22,000
2251129	Staff Engagement	0	466	2,120	2,014	2,120	2,120
2251203	Freight & Express	2,508	1,036	3,700	3,515	3,700	3,700
2251302	Building Maintenance	1,066	360	5,000	4,750	5,000	5,000
2251306	Computers, Business Machines & Related Equipment	0	273	1,000	950	1,000	1,000
2251330	Upkeep & Maintenance of Instruments & Apparatus	15,542	37,017	160,000	120,000	135,000	150,000
2251337	Operation of Facilities or Other Services	25,967	6,713	29,700	28,215	30,700	39,500
	Services	110,536	62,418	289,520	229,824	251,420	275,233
22610EE	Minor Capital Repairs						
2261201	Transportation Equipment Upkeep	9,074	10,774	15,000	14,250	25,000	35,875
	Minor Capital Repairs	9,074	10,774	15,000	14,250	25,000	35,875
22810EE	Special Financial Transactions						
2281105	VAT Expenses	266	0	1,000	950	1,000	1,025
	Special Financial Transactions	266	0	1,000	950	1,000	1,025
	Use of Goods & Services	144,600	139,384	442,120	424,304	470,520	515,763
	DEPARTMENT OF METEOROLOGY TOTAL EXPENSES	1,982,394	1,532,803	2,958,620	2,530,804	2,577,020	2,623,601

The Accounting Officer for this Head is the DIRECTOR

[Head 056] MINISTRY OF AGRICULTURE & MARINE RESOURCES



ITEM NO.	TITLE OF ITEM	PROVISIONAL EXPENDITURE		APPROVED ESTIMATES	ESTIMATES	PRELIMINARY FORECAST ESTIMATES	PRELIMINARY FORECAST ESTIMATES
		ACTUAL EXPENDITURE	(PROVISIONAL) EXPENDITURE				
		2017/2018 \$	JUL - MAR 2018/2019 \$	2018/2019 \$	2019/2020 \$	2020/2021 \$	2021/2022 \$
PERSONAL EMOLUMENTS							
21110EE	Wages & Salaries (In Cash)						
2111101	Salary-Permanent/Pensionable	3,199,895	2,228,489	2,879,778	2,782,995	2,832,000	2,962,000
2111102	Salary-Contract Workers	57,431	21,820	357,650	349,000	375,000	400,000
2111203	Temporary Weekly Personnel	0	0	15,000	0	0	0
	Wages & Salaries (In Cash)	3,257,326	2,250,309	3,252,428	3,131,995	3,207,000	3,362,000
21120EE	Allowances						
2112101	Honoraria	3,600	1,375	7,200	22,200	23,200	23,200
2112102	Overtime - Monthly Employees (General)	0	882	15,000	90,000	95,000	105,000
2112103	Housing Allowance	0	31,500	49,200	7,200	7,200	7,200
2112105	Risk & Hazard Allowance	19,260	14,445	19,260	19,260	29,000	39,000
2112111	Shift & On-Call Allowance	0	7,027	15,000	32,000	39,000	42,000
2112112	Transport & Mileage Allowance	13,258	15,118	18,000	18,000	21,000	25,000
2112114	Duty Allowance	7,333	6,000	8,000	8,000	8,000	8,000
2112115	Responsibility Allowance	4,342	1,250	3,000	22,500	22,500	22,500
2112116	Acting Allowance	0	0	2,500	2,500	3,000	4,500
2112122	Clothing Allowance	500	176	1,000	1,000	1,000	1,000
2112125	Disturbance Allowance/Geographical	0	300	3,600	3,600	3,600	3,600
	Allowances	48,293	78,073	141,760	226,260	252,500	281,000
	Personal Emoluments	3,305,619	2,328,382	3,394,188	3,358,255	3,459,500	3,643,000
22000EE	Use of Goods & Services						
22111EE	Domestic Travel & Subsistence						
2211101	Air Transport of Persons Within The Bahamas	0	25,826	25,000	52,250	57,000	62,000
2211103	Mileage Within The Bahamas	750	0	0	0	0	0
2211110	Subsistence for Travellers Within The Bahamas	8,558	17,760	15,000	54,150	58,000	63,000
	Domestic Travel & Subsistence	9,308	43,586	40,000	106,400	115,000	125,000
22112EE	International Travel & Subsistence						
2211201	Air Transport of Persons Outside The Bahamas	0	9,516	15,000	52,250	55,000	60,000
2211210	Subsistence for Travellers Outside The Bahamas	3,538	2,639	20,000	38,000	45,000	45,000
	International Travel & Subsistence	3,538	12,155	35,000	90,250	100,000	105,000
22210EE	Rent						
2221102	Rent - Office	6,241	0	0	0	0	0
	Rent	6,241	0	0	0	0	0
22310EE	Utilities & Communication						
2231201	Electricity	0	0	129,427	0	0	0
	Utilities & Communication	0	0	129,427	0	0	0

[Head 056] **MINISTRY OF
AGRICULTURE & MARINE RESOURCES**



ITEM NO.	TITLE OF ITEM	PROVISIONAL EXPENDITURE		APPROVED ESTIMATES	ESTIMATES	PRELIMINARY FORECAST ESTIMATES	PRELIMINARY FORECAST ESTIMATES
		ACTUAL EXPENDITURE	(PROVISIONAL) JUL - MAR				
		2017/2018 \$	2018/2019 \$	2018/2019 \$	2019/2020 \$	2020/2021 \$	2021/2022 \$
22410EE	Supplies & Materials						
2241201	Office Supplies & Stationery	0	9,934	12,000	14,250	16,000	17,000
2241204	Medical & Surgical Supplies	0	431	1,000	71,000	80,000	85,000
2241205	Food, Ice & Drinking Water	0	7,357	4,800	26,125	28,000	28,500
2241206	Publications	2,749	2,749	4,000	19,000	20,000	20,000
2241211	Cleaning & Toilet Supplies	0	4,169	16,000	19,000	25,000	37,000
2241213	Clothing & Clothing Supplies	1,311	4,263	7,000	33,250	37,000	40,000
2241253	Dog Surveillance Database	0	0	0	142,500	150,000	150,000
2241299	Other Supplies & Materials	13,328	3,397	10,000	195,985	217,000	220,000
	Supplies & Materials	17,388	32,300	54,800	521,110	573,000	597,500
22510EE	Services						
2251101	Printing & Duplication Service	0	7,231	50,000	47,500	51,000	51,000
2251102	Advertising & Public Notices	20,054	3,802	23,000	114,000	130,000	130,000
2251103	Marketing & Promotion	0	0	0	76,000	80,000	85,000
2251107	Workshops, Conferences, Seminars, Meetings & Exhibits	346,755	18,197	279,345	142,500	150,000	165,000
2251108	Tuition, Training, In-service Awards, Subsistence	3,669	500	4,600	61,750	68,000	70,000
2251109	Licensing & Inspection of Vehicles	3,315	0	3,500	4,500	5,000	5,000
2251110	Postage, Postal Machines & Services	0	0	700	665	700	700
2251115	Consultancy Services	0	0	30,000	320,000	325,000	330,000
2251125	Planning, Research & Development	0	0	0	205,485	226,300	226,300
2251128	Fees & Other Charges	30,732	7,093	25,000	61,750	66,000	66,000
2251129	Staff Engagement	0	2,928	2,520	31,065	33,000	33,000
2251136	Wildlife Conservation	0	0	0	30,000	30,000	30,000
2251137	National Slaughter House	0	0	0	350,075	358,500	365,500
2251199	Other Services	9,434	2,807	50,000	0	0	0
2251201	Local Transportation of Goods	0	0	0	1,425	1,500	1,500
2251203	Freight & Express	6	0	5,000	6,175	6,500	6,500
2251302	Building Maintenance	174,480	62,939	310,000	309,248	310,000	320,000
2251307	Maintenance of Generators, A/C & Other Machinery	0	3,109	25,000	25,000	25,000	30,000
2251310	Grounds Maintenance	0	9,121	3,000	1,900	5,000	5,000
2251322	Office Furniture Upkeep	352	1,086	2,000	0	0	0
2251324	Maintenance Implements & Tools	0	0	0	38,000	40,000	40,000
2251325	Maintenance - Fire Prevention/Protection Equipment	0	0	0	9,500	10,000	10,000
2251337	Operation of Facilities or Other Services	548,555	265,886	533,000	565,000	588,000	588,000
2251344	Feeder Farm Roads & Land Clearing	117,096	163,000	429,000	729,000	750,000	750,000
2251346	Maintenance of Potters Cay/Arawak Cay	0	0	0	265,000	265,000	265,000
	Services	1,254,448	547,699	1,775,665	3,395,538	3,524,500	3,573,500
22610EE	Minor Capital Repairs						
2261201	Transportation Equipment Upkeep	10,117	7,165	12,000	13,300	15,000	15,000
2261202	Off Equip & Furn-Minor Repairs	0	0	0	1,378	2,000	2,000
2261205	Motor Vehicles-Minor Repairs	0	78,250	0	0	0	0
	Minor Capital Repairs	10,117	85,415	12,000	14,678	17,000	17,000

[Head 056] MINISTRY OF AGRICULTURE & MARINE RESOURCES



ITEM NO.	TITLE OF ITEM	PROVISIONAL EXPENDITURE		APPROVED ESTIMATES	ESTIMATES	PRELIMINARY FORECAST ESTIMATES	PRELIMINARY FORECAST ESTIMATES
		ACTUAL EXPENDITURE	(PROVISIONAL)				
		2017/2018 \$	JUL - MAR 2018/2019 \$				
22710EE	Operational Expenses						
2271001	Operational Expenses	35,083	49,927	275,000	261,250	300,000	300,000
2271020	Climate Change Policy	0	0	0	154,850	163,000	189,000
	Operational Expenses	35,083	49,927	275,000	416,100	463,000	489,000
	Use of Goods & Services	1,336,123	771,082	2,321,892	4,544,076	4,792,500	4,907,000
25000EE	Subsidies						
27000EE	Social Benefits						
27200EE	Social Assistance Benefits						
2721001	Social Assistance Benefits	2,020,229	1,378,725	1,661,200	1,799,900	1,800,000	1,800,000
	Social Assistance Benefits	2,020,229	1,378,725	1,661,200	1,799,900	1,800,000	1,800,000
	Social Benefits	2,020,229	1,378,725	1,661,200	1,799,900	1,800,000	1,800,000
28000EE	Other Payments						
28200EE	Transfers N.E.C.						
2821409	Bahamas Agricultural & Industrial Corporation	6,240,000	3,999,440	4,000,000	6,219,000	6,250,000	6,500,000
2821624	Bahamas Agricultural Health and Food Safety Authority (BAHFSA)	500,000	525,000	700,000	700,000	850,000	1,300,000
2821626	Contribution Homecoming New Providence and Family Islands	141,950	36,931	250,000	250,000	300,000	300,000
2821628	School of Agriculture & Marine Science (Andros)	7,999,999	5,250,000	7,000,000	8,060,000	8,000,000	8,000,000
	Transfers N.E.C.	14,881,949	9,811,371	11,950,000	15,229,000	15,400,000	16,100,000
	OTHER CHARGES	14,881,949	9,811,371	11,950,000	15,229,000	15,400,000	16,100,000
	MINISTRY OF AGRICULTURE & MARINE RESOURCES TOTAL EXPENSES	21,543,920	14,289,560	19,327,280	24,931,231	25,452,000	26,450,000

The Accounting Officer for this Head is the PERMANENT SECRETARY

[Head 057] DEPARTMENT OF AGRICULTURE



ITEM NO.	TITLE OF ITEM	PROVISIONAL ACTUAL EXPENDITURE	EXPENDITURE (PROVISIONAL) JUL - MAR	APPROVED ESTIMATES	ESTIMATES	PRELIMINARY FORECAST ESTIMATES	PRELIMINARY FORECAST ESTIMATES
		2017/2018 \$	2018/2019 \$	2018/2019 \$	2019/2020 \$	2020/2021 \$	2021/2022 \$
PERSONAL EMOLUMENTS							
21110EE	Wages & Salaries (In Cash)						
2111101	Salary-Permanent/Pensionable	4,843,243	3,494,574	5,061,464	4,530,579	4,533,717	4,600,463
2111102	Salary-Contract Workers	3,362	0	66,900	184,850	195,850	200,000
2111104	Salary Adjustments	0	2,087	0	0	0	0
	Wages & Salaries (In Cash)	4,846,605	3,496,661	5,128,364	4,715,429	4,729,567	4,800,463
21120EE	Allowances						
2112102	Overtime - Monthly Employees (General)	0	9,991	25,000	60,000	62,000	65,000
2112103	Housing Allowance	1,774	0	9,600	0	0	0
2112105	Risk & Hazard Allowance	202,715	149,186	214,700	204,675	213,475	219,875
2112111	Shift & On-Call Allowance	1,283	2,643	20,000	20,000	30,000	35,000
2112112	Transport & Mileage Allowance	26,750	26,130	33,000	33,000	33,500	38,000
2112115	Responsibility Allowance	8,173	4,125	5,500	5,500	5,500	5,500
2112116	Acting Allowance	2,187	0	2,550	2,550	3,550	4,000
	Allowances	242,882	192,075	310,350	325,725	348,025	367,375
	Personal Emoluments	5,089,487	3,688,736	5,438,714	5,041,154	5,077,592	5,167,838
22000EE	Use of Goods & Services						
22111EE	Domestic Travel & Subsistence						
2211101	Air Transport of Persons Within The Bahamas	456	11,071	17,297	19,000	22,000	26,000
2211103	Mileage Within The Bahamas	2,750	0	0	0	0	0
2211110	Subsistence for Travellers Within The Bahamas	3,360	8,995	15,000	12,350	18,000	18,000
	Domestic Travel & Subsistence	6,566	20,066	32,297	31,350	40,000	44,000
22112EE	International Travel & Subsistence						
2211201	Air Transport of Persons Outside The Bahamas	0	1,651	1,600	14,250	16,000	20,000
2211210	Subsistence for Travellers Outside The Bahamas	4,244	1,529	10,000	8,550	12,000	12,000
	International Travel & Subsistence	4,244	3,180	11,600	22,800	28,000	32,000
22210EE	Rent						
2221102	Rent - Office	22,350	13,950	30,000	51,000	52,000	55,000
	Rent	22,350	13,950	30,000	51,000	52,000	55,000
22410EE	Supplies & Materials						
2241103	Propane Gas	0	0	13,600	3,000	6,500	6,500
2241201	Office Supplies & Stationery	0	0	0	6,277	7,000	7,000
2241202	Small Equipment & Tools	5,009	1,474	3,800	7,125	11,000	16,000
2241203	Drugs & Vaccines	1,613	9,699	15,000	10,000	15,500	20,500
2241205	Food, Ice & Drinking Water	0	8,646	11,860	17,100	20,000	20,500
2241206	Publications	643	916	2,500	2,375	3,000	3,000
2241210	Vector Control	915	1,118	2,100	2,000	2,500	2,500
2241211	Cleaning & Toilet Supplies	0	7,123	23,120	19,000	25,500	25,500
2241212	Computer Software Supplies & Solutions	0	0	0	4,750	5,500	5,500
2241213	Clothing & Clothing Supplies	10,921	6,674	19,000	23,750	27,000	27,000
2241214	Food (For Animals)	105,977	79,513	200,000	160,000	200,000	221,000

[Head 057] DEPARTMENT OF AGRICULTURE



ITEM NO.	TITLE OF ITEM	PROVISIONAL ACTUAL EXPENDITURE	EXPENDITURE (PROVISIONAL) JUL - MAR	APPROVED ESTIMATES	ESTIMATES	PRELIMINARY FORECAST ESTIMATES	PRELIMINARY FORECAST ESTIMATES
		2017/2018	2018/2019	2018/2019	2019/2020	2020/2021	2021/2022
		\$	\$	\$	\$	\$	\$
2241217	Construction Materials & Parts	14,732	0	5,000	8,134	12,000	12,000
2241250	Agriculture/Science Supplies/Tools	0	0	0	28,500	61,000	61,000
2241251	Livestock & Ammunition	0	0	0	1,520	1,650	1,650
2241252	Dog Catching Supplies	0	0	0	9,500	20,500	20,500
2241299	Other Supplies & Materials	50,814	23,765	77,160	71,250	79,000	80,000
	Supplies & Materials	190,624	138,928	373,140	374,281	497,650	530,150
22510EE	Services						
2251101	Printing & Duplication Service	0	5,125	9,440	9,500	27,000	27,500
2251102	Advertising & Public Notices	3,989	227	6,000	5,700	21,500	37,500
2251107	Workshops, Conferences, Seminars, Meetings & Exhibits	7,000	7,971	170,000	19,000	30,000	45,000
2251108	Tuition, Training, In-service Awards, Subsistence	0	0	0	4,750	32,500	52,500
2251109	Licensing & Inspection of Vehicles	3,245	780	6,600	10,000	16,000	16,000
2251110	Postage, Postal Machines & Services	2,284	1,617	5,000	4,750	5,000	5,500
2251125	Planning, Research & Development	0	0	0	19,000	35,000	35,000
2251128	Fees & Other Charges	10,653	7,430	11,000	19,000	21,000	34,000
2251129	Staff Engagement	0	2,865	6,240	4,750	10,500	10,500
2251199	Other Services	0	0	30,000	0	0	0
2251201	Local Transportation of Goods	3,949	314	10,500	9,975	10,500	10,500
2251203	Freight & Express	31,775	31,594	50,000	38,000	75,000	75,000
2251302	Building Maintenance	86,537	4,432	30,000	66,440	98,000	108,500
2251303	Equipment Maintenance	14,913	0	2,000	11,400	14,000	14,000
2251306	Computers, Business Machines & Related Equipment	1,654	2,098	2,000	0	0	0
2251310	Grounds Maintenance	5,480	2,313	20,000	4,750	6,000	6,500
2251322	Office Furniture Upkeep	0	0	1,000	0	0	0
2251330	Upkeep & Maintenance of Instruments & Apparatus	192	0	0	0	0	0
2251337	Operation of Facilities or Other Services	29,732	29,777	45,691	70,563	81,500	94,000
2251349	Upkeep - Other Structures	82,470	14,901	50,000	0	0	0
	Services	283,873	111,444	455,471	297,578	483,500	572,000
22610EE	Minor Capital Repairs						
2261201	Transportation Equipment Upkeep	29,121	13,346	28,000	19,950	25,500	30,000
2261206	Maintenance of Heavy Equipment	0	0	0	12,825	15,500	20,000
	Minor Capital Repairs	29,121	13,346	28,000	32,775	41,000	50,000
22710EE	Operational Expenses						
2271010	Expenses - National Advisory Committee (Agriculture)	0	0	0	19,000	32,000	32,000
	Operational Expenses	0	0	0	19,000	32,000	32,000
	Use of Goods & Services	536,778	300,914	930,508	828,784	1,174,150	1,315,150
	DEPARTMENT OF AGRICULTURE TOTAL EXPENSES	5,626,265	3,989,650	6,369,222	5,869,938	6,251,742	6,482,988

The Accounting Officer for this Head is the DIRECTOR

[Head 058] DEPARTMENT OF MARINE RESOURCES



ITEM NO.	TITLE OF ITEM	PROVISIONAL ACTUAL EXPENDITURE	EXPENDITURE (PROVISIONAL)	APPROVED ESTIMATES	ESTIMATES	PRELIMINARY FORECAST ESTIMATES	PRELIMINARY FORECAST ESTIMATES
		2017/2018 \$	JUL - MAR 2018/2019 \$	2018/2019 \$	2019/2020 \$	2020/2021 \$	2021/2022 \$
PERSONAL EMOLUMENTS							
21110EE	Wages & Salaries (In Cash)						
2111101	Salary-Permanent/Pensionable	1,912,352	1,327,429	1,963,703	1,674,339	1,686,884	1,704,476
2111102	Salary-Contract Workers	38,808	21,881	171,450	289,700	300,700	350,000
	Wages & Salaries (In Cash)	1,951,160	1,349,310	2,135,153	1,964,039	1,987,584	2,054,476
21120EE	Allowances						
2112102	Overtime - Monthly Employees (General)	0	0	3,000	38,000	40,000	45,000
2112103	Housing Allowance	0	0	0	7,200	7,200	7,200
2112105	Risk & Hazard Allowance	200	1,800	2,400	2,400	26,400	26,400
2112112	Transport & Mileage Allowance	108,750	76,532	105,000	105,000	145,000	150,000
2112115	Responsibility Allowance	7,150	3,064	8,500	3,000	3,000	3,000
2112116	Acting Allowance	0	190	500	500	1,000	1,500
2112125	Disturbance Allowance/Geographical	0	0	0	3,600	3,600	3,600
	Allowances	116,100	81,586	119,400	159,700	226,200	236,700
	Personal Emoluments	2,067,260	1,430,896	2,254,553	2,123,739	2,213,784	2,291,176
22000EE	Use of Goods & Services						
22111EE	Domestic Travel & Subsistence						
2211101	Air Transport of Persons Within The Bahamas	0	13,162	21,840	20,748	21,840	22,386
2211103	Mileage Within The Bahamas	4,646	0	0	0	0	0
2211110	Subsistence for Travellers Within The Bahamas	6,545	15,099	25,000	25,000	35,000	55,000
	Domestic Travel & Subsistence	11,191	28,261	46,840	45,748	56,840	77,386
22112EE	International Travel & Subsistence						
2211201	Air Transport of Persons Outside The Bahamas	0	150	1,600	8,716	11,000	12,915
2211210	Subsistence for Travellers Outside The Bahamas	2,316	2,491	12,600	9,500	13,000	14,000
	International Travel & Subsistence	2,316	2,641	14,200	18,216	24,000	26,915
22210EE	Rent						
2221102	Rent - Office	41,083	20,095	64,200	55,000	64,200	65,805
	Rent	41,083	20,095	64,200	55,000	64,200	65,805
22410EE	Supplies & Materials						
2241201	Office Supplies & Stationery	0	7,097	6,000	4,750	12,000	15,000
2241204	Medical & Surgical Supplies	44,422	47,639	68,000	0	0	0
2241205	Food, Ice & Drinking Water	0	3,541	4,480	2,850	15,500	18,500
2241206	Publications	512	284	1,000	950	1,000	1,025
2241210	Vector Control	0	0	2,000	1,000	2,000	2,050
2241211	Cleaning & Toilet Supplies	0	4,942	5,760	4,940	14,000	15,000
2241213	Clothing & Clothing Supplies	4,918	2,237	25,000	0	0	0

[Head 058] DEPARTMENT OF MARINE RESOURCES



ITEM NO.	TITLE OF ITEM	PROVISIONAL	EXPENDITURE	APPROVED ESTIMATES	ESTIMATES	PRELIMINARY	PRELIMINARY
		ACTUAL	(PROVISIONAL)			FORECAST	FORECAST
		EXPENDITURE	JUL - MAR			ESTIMATES	ESTIMATES
		2017/2018	2018/2019	2018/2019	2019/2020	2020/2021	2021/2022
		\$	\$	\$	\$	\$	\$
2241218	Spare Parts - Marine Equipment	462	0	0	0	0	0
2241299	Other Supplies & Materials	19,745	3,951	52,233	8,143	52,233	53,539
	Supplies & Materials	70,059	69,691	164,473	22,633	96,733	105,114
22510EE	Services						
2251101	Printing & Duplication Service	0	1,631	3,480	1,925	10,000	14,000
2251102	Advertising & Public Notices	3,054	0	5,000	4,750	38,000	40,000
2251107	Workshops, Conferences, Seminars, Meetings & Exhibits	52,526	52,234	30,000	0	0	0
2251108	Tuition, Training, In-service Awards, Subsistence	12,736	9,535	42,000	0	0	0
2251109	Licensing & Inspection of Vehicles	780	0	4,000	2,500	4,000	4,100
2251110	Postage, Postal Machines & Services	1,634	34	600	285	700	800
2251115	Consultancy Services	4,416	2,055	14,000	3,373	10,000	10,000
2251128	Fees & Other Charges	2,520	4,423	10,000	4,750	13,500	13,500
2251129	Staff Engagement	0	0	1,720	1,500	7,000	9,000
2251201	Local Transportation of Goods	0	0	5,000	1,900	5,000	5,125
2251203	Freight & Express	9,855	13,374	40,000	19,000	40,000	41,000
2251302	Building Maintenance	53,477	641	50,000	0	0	0
2251305	Maintenance Contracts - Air Conditioning System	1,058	802	10,000	2,850	35,000	35,000
2251306	Computers, Business Machines & Related Equipment	0	427	1,000	0	0	0
2251307	Maintenance of Generators, A/C & Other Machinery	1,128	7,938	10,000	9,025	30,000	30,750
2251310	Grounds Maintenance	11,284	0	5,000	1,500	5,000	5,125
2251322	Office Furniture Upkeep	0	0	1,000	0	0	0
2251325	Maintenance - Fire Prevention/Protection Equipment	75	217	960	6,000	10,000	15,000
2251337	Operation of Facilities or Other Services	14,077	9,687	31,000	50,000	60,000	63,000
	Services	168,620	102,998	264,760	109,358	268,200	286,400
22610EE	Minor Capital Repairs						
2261201	Transportation Equipment Upkeep	8,103	3,088	31,000	2,850	81,000	83,025
2261205	Motor Vehicles-Minor Repairs	258,418	0	0	0	0	0
	Minor Capital Repairs	266,521	3,088	31,000	2,850	81,000	83,025
	Use of Goods & Services	559,790	226,774	585,473	253,805	590,973	644,645
	DEPARTMENT OF MARINE RESOURCES TOTAL EXPENSES	2,627,050	1,657,670	2,840,026	2,377,544	2,804,757	2,935,821

The Accounting Officer for this Head is the DIRECTOR

[Head 060] MINISTRY OF HEALTH



ITEM NO.	TITLE OF ITEM	PROVISIONAL ACTUAL EXPENDITURE	EXPENDITURE (PROVISIONAL)	APPROVED ESTIMATES	ESTIMATES	PRELIMINARY FORECAST ESTIMATES	PRELIMINARY FORECAST ESTIMATES
		2017/2018	JUL - MAR 2018/2019	2018/2019	2019/2020	2020/2021	2021/2022
		\$	\$	\$	\$	\$	\$
PERSONAL EMOLUMENTS							
21110EE	Wages & Salaries (In Cash)						
2111101	Salary-Permanent/Pensionable	32,699,283	23,567,455	31,727,567	32,077,488	33,420,237	33,520,756
2111102	Salary-Contract Workers	3,651,989	1,079,719	2,565,512	1,101,964	1,212,162	1,335,283
2111103	Global Provision - New Appts - Monthly Employees	0	0	2,943,452	1,943,452	1,948,452	2,017,038
2111104	Salary Adjustments	0	0	500,000	500,000	500,000	512,500
2111201	Regular Weekly Wages	16,689	11,908	16,000	16,000	16,000	16,400
2111203	Temporary Weekly Personnel	875,857	14,000	1,200,000	1,316,836	1,200,000	1,230,000
	Wages & Salaries (In Cash)	37,243,818	24,673,082	38,952,531	36,955,740	38,296,851	38,631,977
21120EE	Allowances						
2112102	Overtime - Monthly Employees (General)	0	75,083	105,919	105,919	105,919	108,567
2112103	Housing Allowance	28,750	11,250	37,500	37,500	37,500	38,438
2112104	Scarcity Allowance	768,829	443,946	800,000	791,000	700,000	700,000
2112105	Risk & Hazard Allowance	262,685	179,118	456,100	371,100	371,100	382,508
2112111	Shift & On-Call Allowance	180,915	215,757	300,000	300,000	300,000	307,500
2112112	Transport & Mileage Allowance	608,203	1,144,172	1,504,000	1,443,000	1,504,000	1,541,600
2112114	Duty Allowance	35,000	18,750	35,000	35,000	35,000	35,875
2112115	Responsibility Allowance	195,697	107,067	160,000	137,212	160,000	164,000
2112116	Acting Allowance	2,723	1,356	15,600	15,600	15,600	15,990
2112117	Hardship Allowance	13,811	8,700	24,000	24,000	24,000	24,600
2112122	Clothing Allowance	0	0	500	500	500	513
2112123	Sessional Fees-Nurses/Allied/Doctors Workers/ Doctors	251,525	21,060	300,000	388,080	300,000	307,500
2112125	Disturbance Allowance/Geographical	223,674	228,765	300,000	327,600	300,000	307,500
2112128	Doctors on Call Allowance	481,557	315,648	420,000	420,000	480,000	485,000
2112132	Uniform Allowance	1,127,768	1,032,677	1,399,200	1,410,150	1,429,200	1,434,180
2112199	Other Allowances	0	234	28,000	28,000	28,000	28,700
	Allowances	4,181,137	3,803,583	5,885,819	5,834,661	5,790,819	5,882,471
	Personal Emoluments	41,424,955	28,476,665	44,838,350	42,790,401	44,087,670	44,514,448
22000EE	Use of Goods & Services						
22111EE	Domestic Travel & Subsistence						
2211101	Air Transport of Persons Within The Bahamas	0	35,367	128,000	178,000	178,000	181,200
2211104	Emergency Flights	0	0	0	1,500,000	1,500,000	1,500,000
2211110	Subsistence for Travellers Within The Bahamas	23,941	32,478	50,000	155,275	205,804	217,637
	Domestic Travel & Subsistence	23,941	67,845	178,000	1,833,275	1,883,804	1,898,837
22112EE	International Travel & Subsistence						
2211201	Air Transport of Persons Outside The Bahamas	0	22,356	50,000	65,000	80,000	81,250
2211210	Subsistence for Travellers Outside The Bahamas	13,056	9,548	30,000	35,000	40,000	40,750
	International Travel & Subsistence	13,056	31,904	80,000	100,000	120,000	122,000

[Head 060] MINISTRY OF HEALTH



ITEM NO.	TITLE OF ITEM	PROVISIONAL EXPENDITURE		APPROVED ESTIMATES	ESTIMATES	PRELIMINARY FORECAST ESTIMATES	PRELIMINARY FORECAST ESTIMATES
		ACTUAL EXPENDITURE	(PROVISIONAL) JUL - MAR				
		2017/2018 \$	2018/2019 \$	2018/2019 \$	2019/2020 \$	2020/2021 \$	2021/2022 \$
22210EE	Rent						
2221101	Rent - Living Accommodation (General)	651,460	462,782	800,000	1,215,970	805,116	825,627
	Rent	651,460	462,782	800,000	1,215,970	805,116	825,627
22410EE	Supplies & Materials						
2241103	Propane Gas	0	0	0	1,700	1,870	2,064
2241201	Office Supplies & Stationery	0	9,745	16,000	205,350	205,410	205,177
2241204	Medical & Surgical Supplies	0	0	0	100,000	100,000	100,000
2241205	Food, Ice & Drinking Water	0	3,319	6,080	18,940	19,062	19,321
2241206	Publications	6,145	4,939	10,000	260,000	260,000	260,250
2241210	Vector Control	0	0	0	15,000	15,000	15,000
2241211	Cleaning & Toilet Supplies	0	2,537	9,600	321,250	321,445	321,902
2241212	Computer Software Supplies & Solutions	0	35	1,000	1,000	1,000	1,025
2241213	Clothing & Clothing Supplies	612	657	25,000	100,000	100,000	100,625
2241217	Construction Materials & Parts	0	0	0	50,000	50,000	50,000
2241221	AIDS Treatment & Testing	617,434	278,490	800,000	800,000	800,000	820,000
2241299	Other Supplies & Materials	57,358	49,498	198,500	959,500	1,009,500	1,020,613
	Supplies & Materials	681,549	349,220	1,066,180	2,832,740	2,883,287	2,915,977
22510EE	Services						
2251101	Printing & Duplication Service	0	2,491	5,100	10,100	15,100	15,353
2251102	Advertising & Public Notices	0	0	5,000	10,000	10,000	10,125
2251107	Workshops, Conferences, Seminars, Meetings & Exhibits	20,648	3,625	15,000	35,000	35,000	35,375
2251108	Tuition, Training, In-service Awards, Subsistence	723	13,516	27,000	347,000	347,000	347,675
2251109	Licencing & Inspection of Vehicles	0	0	0	18,315	19,647	19,873
2251110	Postage, Postal Machines & Services	29	30	100	1,300	1,320	1,345
2251115	Consultancy Services	0	160,407	1,500,000	1,765,000	1,765,000	1,802,500
2251128	Fees & Other Charges	113,585	83,761	151,867	551,719	551,719	555,016
2251129	Staff Engagement	0	16,936	40,520	40,520	40,520	41,533
2251201	Local Transportation of Goods	0	0	0	12,145	12,697	13,271
2251203	Freight & Express	0	0	0	27,835	28,620	29,434
2251302	Building Maintenance	54,040	49,817	100,000	448,659	600,864	429,504
2251303	Equipment Maintenance	0	0	0	31,100	34,597	37,873
2251307	Maintenance of Generators, A/C & Other Machinery	0	0	0	279,050	280,062	281,143
2251310	Grounds Maintenance	0	0	0	1,195,425	1,196,590	1,197,809
2251322	Office Furniture Upkeep	0	0	0	20,000	20,000	20,000
2251330	Upkeep & Maintenance of Instruments & Apparatus	45,109	13,771	150,000	180,934	181,528	185,931
2251337	Operation of Facilities or Other Services	214,695	132,790	500,000	3,000,000	3,050,000	3,112,500
	Services	448,829	477,144	2,494,587	7,974,102	8,190,264	8,136,260
22610EE	Minor Capital Repairs						
2261201	Transportation Equipment Upkeep	28,522	18,219	50,000	50,000	70,000	102,500
	Minor Capital Repairs	28,522	18,219	50,000	50,000	70,000	102,500

[Head 060] MINISTRY OF HEALTH



ITEM NO.	TITLE OF ITEM	PROVISIONAL EXPENDITURE		APPROVED ESTIMATES	ESTIMATES	PRELIMINARY FORECAST ESTIMATES	PRELIMINARY FORECAST ESTIMATES
		ACTUAL EXPENDITURE	(PROVISIONAL) EXPENDITURE				
		2017/2018 \$	JUL - MAR 2018/2019 \$	2018/2019 \$	2019/2020 \$	2020/2021 \$	2021/2022 \$
22710EE	Operational Expenses						
2271001	Operational Expenses	5,859,049	5,487,132	6,500,000	0	0	0
	Operational Expenses	5,859,049	5,487,132	6,500,000	0	0	0
22810EE	Special Financial Transactions						
2281001	Special Financial Transactions	32,785	14,257	60,000	0	0	0
2281105	VAT Expenses	12	131	1,000	1,000	1,000	1,025
2281121	Holistic Services Secretariat	0	0	1,000	1,000	1,000	1,025
2281169	Nursing Training Programme	556,900	305,950	800,000	806,250	810,000	820,000
2281170	National Allied Health Cadet Programme	2,100	0	22,410	22,410	22,410	22,970
2281171	Pharmaceutical Training Programme	27,041	0	149,600	149,600	149,600	153,340
	Special Financial Transactions	618,838	320,338	1,034,010	980,260	984,010	998,360
22910EE	Other						
2291001	Other Expenses	39,991	5,376	51,000	0	0	0
	Other	39,991	5,376	51,000	0	0	0
	Use of Goods & Services	8,365,235	7,219,960	12,253,777	14,986,347	14,936,481	14,999,561
25000EE	Subsidies						
25100EE	Subsidies to Public Corporations						
2511210	National Health Insurance Authority	15,889,200	13,333,333	20,000,000	20,000,000	20,000,000	20,500,000
2511213	Public Hospitals Authority	211,616,433	177,909,819	216,000,000	223,455,825	226,000,000	226,050,000
	Subsidies to Public Corporations	227,505,633	191,243,152	236,000,000	243,455,825	246,000,000	246,550,000
	Subsidies	227,505,633	191,243,152	236,000,000	243,455,825	246,000,000	246,550,000
26000EE	Grants						
26200EE	Grants to International Organizations						
2621138	Contributions For Joint Services	4,000	0	8,000	8,000	8,000	8,200
	Grants to International Organizations	4,000	0	8,000	8,000	8,000	8,200
	Grants	4,000	0	8,000	8,000	8,000	8,200
28000EE	Other Payments						
28200EE	Transfers N.E.C.						
2821112	UWI Medical Students Grant	314,025	0	319,200	386,400	319,200	327,180
2821214	Bahamas Diabetic Association	25,000	16,500	25,000	25,000	25,000	25,625
2821222	Bahamas Cancer Society	7,500	0	7,500	7,500	7,500	7,688
2821224	All Saints Camp	20,000	13,200	20,000	20,000	20,000	20,500
2821230	Non-Governmental Organizations (NGO's) - Health Desk	0	0	1,000	1,000	1,000	1,025

[Head 060] MINISTRY OF HEALTH



ITEM NO.	TITLE OF ITEM	PROVISIONAL EXPENDITURE		APPROVED ESTIMATES	ESTIMATES	PRELIMINARY FORECAST	PRELIMINARY FORECAST
		ACTUAL EXPENDITURE	(PROVISIONAL) EXPENDITURE			ESTIMATES	ESTIMATES
		2017/2018 \$	JUL - MAR 2018/2019 \$	2018/2019 \$	2019/2020 \$	2020/2021 \$	2021/2022 \$
2821601	Other Contributions	0	85,536	150,000	0	0	0
2821605	Establishment of Health Professional Council	0	0	55,161	55,161	55,161	56,540
2821606	Pharmaceutical Council	30,000	13,200	30,000	30,000	30,000	30,750
2821607	Nursing Council	107,500	0	194,400	194,400	194,400	199,260
2821611	Surveillance Programme (Disease Control)	108	0	5,000	5,000	5,000	5,125
2821614	Other Grants	0	0	8,000	8,000	8,000	8,200
	Transfers N.E.C.	504,133	128,436	815,261	732,461	665,261	681,893
	OTHER CHARGES	504,133	128,436	815,261	732,461	665,261	681,893
	MINISTRY OF HEALTH TOTAL EXPENSES	277,803,956	227,068,213	293,915,388	301,973,034	305,697,412	306,754,102

The Accounting Officer for this Head is the PERMANENT SECRETARY

[Head 065] DEPARTMENT OF ENVIRONMENTAL HEALTH SERVICES



ITEM NO.	TITLE OF ITEM	PROVISIONAL EXPENDITURE		APPROVED ESTIMATES	ESTIMATES	PRELIMINARY FORECAST ESTIMATES	PRELIMINARY FORECAST ESTIMATES
		ACTUAL EXPENDITURE	(PROVISIONAL)				
		2017/2018 \$	JUL - MAR 2018/2019 \$				
PERSONAL EMOLUMENTS							
21110EE	Wages & Salaries (In Cash)						
2111101	Salary-Permanent/Pensionable	11,447,818	10,194,808	12,958,175	13,790,920	14,327,294	14,435,476
2111201	Regular Weekly Wages	2,253,796	658,107	1,186,248	780,000	838,000	879,000
	Wages & Salaries (In Cash)	13,701,614	10,852,915	14,144,423	14,570,920	15,165,294	15,314,476
21120EE	Allowances						
2112102	Overtime - Monthly Employees (General)	0	369,512	400,509	600,509	600,509	600,509
2112105	Risk & Hazard Allowance	1,230,908	826,985	1,531,240	1,090,000	1,190,000	1,200,000
2112115	Responsibility Allowance	7,183	3,725	7,500	7,500	7,500	7,688
2112116	Acting Allowance	2,987	0	5,000	5,000	5,000	5,125
2112117	Hardship Allowance	10,000	4,200	13,000	13,000	13,000	13,325
	Allowances	1,251,078	1,204,422	1,957,249	1,716,009	1,816,009	1,826,647
	Personal Emoluments	14,952,692	12,057,337	16,101,672	16,286,929	16,981,303	17,141,123
22000EE	Use of Goods & Services						
22111EE	Domestic Travel & Subsistence						
2211101	Air Transport of Persons Within The Bahamas	286	21,178	4,800	33,060	34,800	34,920
2211110	Subsistence for Travellers Within The Bahamas	24,970	42,385	33,930	32,234	33,930	34,778
	Domestic Travel & Subsistence	25,256	63,563	38,730	65,294	68,730	69,698
22112EE	International Travel & Subsistence						
2211201	Air Transport of Persons Outside The Bahamas	0	1,297	2,400	30,780	32,400	32,460
2211210	Subsistence for Travellers Outside The Bahamas	3,300	5,450	1,000	29,450	31,000	31,025
	International Travel & Subsistence	3,300	6,747	3,400	60,230	63,400	63,485
22210EE	Rent						
2221101	Rent - Living Accommodation (General)	85,700	36,870	87,000	87,000	87,000	89,175
2221102	Rent - Office	255,744	233,802	287,940	287,940	287,940	295,139
	Rent	341,444	270,672	374,940	374,940	374,940	384,314
22410EE	Supplies & Materials						
2241201	Office Supplies & Stationery	0	22,570	47,120	44,764	47,120	48,298
2241202	Small Equipment & Tools	1,743	987	6,960	6,612	6,960	7,134
2241204	Medical & Surgical Supplies	395	9,139	19,570	215,220	215,220	215,220
2241205	Food, Ice & Drinking Water	0	8,997	27,400	26,030	27,400	28,085
2241206	Publications	1,445	1,028	1,740	1,653	1,740	1,784
2241210	Vector Control	406,284	124,538	335,000	435,000	435,000	435,000
2241211	Cleaning & Toilet Supplies	0	18,247	92,160	87,552	92,160	94,464
2241212	Computer Software Supplies & Solutions	0	400	1,000	950	1,000	1,025
2241213	Clothing & Clothing Supplies	583	3,506	13,050	40,898	43,050	43,050

[Head 065] DEPARTMENT OF ENVIRONMENTAL HEALTH SERVICES



ITEM NO.	TITLE OF ITEM	PROVISIONAL EXPENDITURE		APPROVED ESTIMATES	ESTIMATES	PRELIMINARY FORECAST ESTIMATES	PRELIMINARY FORECAST ESTIMATES
		ACTUAL EXPENDITURE	(PROVISIONAL)				
		2017/2018 \$	JUL - MAR 2018/2019 \$				
2241299	Other Supplies & Materials	12,604	3,853	10,440	9,918	10,440	10,701
	Supplies & Materials	423,054	193,265	554,440	868,597	880,090	884,761
22510EE	Services						
2251101	Printing & Duplication Service	0	9,308	9,600	9,120	9,600	9,600
2251102	Advertising & Public Notices	0	169	1,000	49,400	52,000	52,000
2251107	Workshops, Conferences, Seminars, Meetings & Exhibits	10,570	16,056	1,000	950	1,000	1,025
2251108	Tuition, Training, In-service Awards, Subsistence	3,685	10,608	25,660	26,413	27,803	27,803
2251109	Licensing & Inspection of Vehicles	9,460	6,476	13,050	13,000	13,050	13,376
2251110	Postage, Postal Machines & Services	191	30	300	285	300	308
2251115	Consultancy Services	16,396,100	15,485,545	13,888,692	15,888,692	15,988,692	16,388,692
2251128	Fees & Other Charges	3,529	19,229	104,350	127,633	134,350	134,350
2251129	Staff Engagement	0	12,090	28,760	27,322	28,760	29,479
2251199	Other Services	439,419	437,550	435,000	2,313,250	2,435,000	2,435,000
2251201	Local Transportation of Goods	5,459	2,781	7,830	7,439	7,830	8,026
2251203	Freight & Express	6,123	980	9,570	9,092	9,570	9,809
2251302	Building Maintenance	8,098	7,849	21,750	20,663	31,750	43,544
2251306	Computers, Business Machines & Related Equipment	0	0	8,700	8,265	18,700	19,168
2251307	Maintenance of Generators, A/C & Other Machinery	658	9,976	21,750	20,663	41,750	62,794
2251330	Upkeep & Maintenance of Instruments & Apparatus	326	1,277	107,830	102,439	157,830	190,776
2251337	Operation of Facilities or Other Services	829,869	1,425,702	13,002,411	16,802,411	17,302,411	17,802,411
	Services	17,713,487	17,445,626	27,687,253	35,427,037	36,260,396	37,228,161
22610EE	Minor Capital Repairs						
2261201	Transportation Equipment Upkeep	54,491	44,306	17,400	45,030	67,400	78,335
	Minor Capital Repairs	54,491	44,306	17,400	45,030	67,400	78,335
22810EE	Special Financial Transactions						
2281105	VAT Expenses	0	211	1,000	1,000	1,000	1,025
	Special Financial Transactions	0	211	1,000	1,000	1,000	1,025
	Use of Goods & Services	18,561,032	18,024,390	28,677,163	36,842,128	37,715,956	38,709,779
	DEPARTMENT OF ENVIRONMENTAL HEALTH SERVICES TOTAL EXPENSES	33,513,724	30,081,727	44,778,835	53,129,057	54,697,259	55,850,902

The Accounting Officer for this Head is the DIRECTOR

[Head 067] MINISTRY OF TOURISM & AVIATION



ITEM NO.	TITLE OF ITEM	PROVISIONAL EXPENDITURE		APPROVED ESTIMATES	ESTIMATES	PRELIMINARY FORECAST ESTIMATES	PRELIMINARY FORECAST ESTIMATES
		ACTUAL EXPENDITURE	(PROVISIONAL)				
		2017/2018 \$	JUL - MAR 2018/2019 \$				
PERSONAL EMOLUMENTS							
21110EE	Wages & Salaries (In Cash)						
2111101	Salary-Permanent/Pensionable	8,808,648	7,393,278	9,546,000	9,546,000	10,204,000	10,300,000
2111102	Salary-Contract Workers	10,126,602	5,385,479	10,454,000	10,454,000	10,554,000	10,605,350
2111202	Global Summer Employment	0	0	0	9,000	9,000	9,000
	Wages & Salaries (In Cash)	18,935,250	12,778,757	20,000,000	20,009,000	20,767,000	20,914,350
21120EE	Allowances						
2112101	Honoraria	0	13,333	15,000	18,100	18,100	18,475
2112102	Overtime - Monthly Employees (General)	0	0	300,984	300,984	300,984	308,509
2112103	Housing Allowance	0	489,039	600,000	600,000	600,000	615,000
2112104	Scarcity Allowance	0	0	0	5,000	5,000	5,000
2112112	Transport & Mileage Allowance	0	300	500	500	500	513
2112114	Duty Allowance	0	4,233	60,000	60,000	60,000	61,500
2112115	Responsibility Allowance	0	102,929	180,000	180,000	180,000	184,500
2112116	Acting Allowance	0	0	0	5,000	5,000	5,000
2112122	Clothing Allowance	0	333	30,000	30,000	30,000	30,750
2112124	Resettlement Allowance	0	0	0	20,000	20,000	20,000
2112129	Home Leave Allowance	0	0	0	10,500	10,500	10,500
2112199	Other Allowances	0	42,433	100,000	100,000	100,000	102,500
	Allowances	0	652,600	1,286,484	1,330,084	1,330,084	1,362,247
	Personal Emoluments	18,935,250	13,431,357	21,286,484	21,339,084	22,097,084	22,276,597
22000EE	Use of Goods & Services						
22111EE	Domestic Travel & Subsistence						
2211101	Air Transport of Persons Within The Bahamas	0	0	0	59,850	68,000	68,000
2211103	Mileage Within The Bahamas	0	87,293	180,000	172,805	181,900	186,400
2211110	Subsistence for Travellers Within The Bahamas	0	0	0	65,075	73,500	73,500
2211114	Incidental Travel Expenses Within The Bahamas	0	0	0	5,510	5,800	5,800
	Domestic Travel & Subsistence	0	87,293	180,000	303,240	329,200	333,700
22112EE	International Travel & Subsistence						
2211201	Air Transport of Persons Outside The Bahamas	0	0	0	91,010	115,800	115,800
2211203	Mileage (International)	0	0	0	95	100	100
2211210	Subsistence for Travellers Outside The Bahamas	0	0	0	190,570	200,600	200,600
2211214	Incidental Travel Expenses Outside The Bahamas	0	0	0	3,230	3,400	3,400
	International Travel & Subsistence	0	0	0	284,905	319,900	319,900
22210EE	Rent						
2221102	Rent - Office	0	0	0	1,085,388	1,092,475	1,094,975
2221203	Lease/Rent of Communication Equipment	0	0	0	1,013,424	1,013,424	1,013,424

[Head 067] MINISTRY OF TOURISM & AVIATION



ITEM NO.	TITLE OF ITEM	PROVISIONAL EXPENDITURE		APPROVED ESTIMATES	ESTIMATES	PRELIMINARY FORECAST ESTIMATES	PRELIMINARY FORECAST ESTIMATES
		ACTUAL EXPENDITURE	(PROVISIONAL) JUL - MAR				
		2017/2018 \$	2018/2019 \$	2018/2019 \$	2019/2020 \$	2020/2021 \$	2021/2022 \$
	Rent	0	0	0	2,098,812	2,105,899	2,108,399
22310EE	Utilities & Communication						
2231101	Telephone - Landline	0	0	0	338,675	381,500	406,500
2231102	Telephone - Mobile	0	0	0	106,400	112,000	112,000
2231105	Cable Services	0	0	0	106,900	102,400	112,400
2231201	Electricity	0	0	0	179,075	188,500	188,500
2231302	Public Water Supply	0	0	0	104,120	109,600	109,600
2231303	Sewerage	0	0	0	47,500	50,000	50,000
	Utilities & Communication	0	0	0	882,670	944,000	979,000
22410EE	Supplies & Materials						
2241101	Gasoline	0	0	0	48,500	48,500	48,500
2241201	Office Supplies & Stationery	0	0	0	85,975	90,500	90,500
2241202	Small Equipment & Tools	0	0	0	2,945	3,100	3,100
2241205	Food, Ice & Drinking Water	0	0	0	61,489	64,725	64,725
2241206	Publications	0	0	0	9,701	10,212	10,212
2241211	Cleaning & Toilet Supplies	0	0	0	23,894	25,150	25,150
2241212	Computer Software Supplies & Solutions	0	0	0	53,200	56,000	56,000
2241213	Clothing & Clothing Supplies	0	0	0	3,659	3,850	3,850
2241217	Construction Materials & Parts	0	0	0	950	1,000	1,000
2241299	Other Supplies & Materials	0	0	0	95,950	101,000	101,000
	Supplies & Materials	0	0	0	386,263	404,037	404,037
22510EE	Services						
2251101	Printing & Duplication Service	0	0	0	81,035	54,700	54,700
2251102	Advertising & Public Notices	0	0	0	11,850,000	12,930,000	13,230,000
2251103	Marketing & Promotion	0	0	0	23,259,790	23,409,790	23,409,790
2251107	Workshops, Conferences, Seminars, Meetings & Exhibits	0	0	0	47,500	50,000	50,000
2251108	Tuition, Training, In-service Awards, Subsistence	0	0	0	181,450	191,000	201,000
2251110	Postage, Postal Machines & Services	0	0	0	11,400	12,000	12,000
2251111	Security Services Contract	0	0	0	1,494,920	1,494,920	1,494,920
2251128	Fees & Other Charges	0	0	0	1,270,001	1,336,843	1,336,843
2251129	Staff Engagement	0	2,511	16,800	15,960	16,800	17,220
2251201	Local Transportation of Goods	0	0	0	239,400	252,000	252,000
2251203	Freight & Express	0	0	0	68,875	72,500	72,500
2251302	Building Maintenance	0	0	0	47,500	50,000	50,000
2251303	Equipment Maintenance	0	0	0	39,900	42,000	42,000
2251322	Office Furniture Upkeep	0	9,099	600,000	570,000	600,000	615,000
2251327	Warehouse & Storage Facilities Upkeep	0	0	0	34,200	36,000	36,000
2251339	Janitorial Service Contracts	0	0	0	360,000	365,000	370,000
2251399	Other Contractual Services	0	0	0	736,250	775,000	775,000
	Services	0	11,610	616,800	40,308,181	41,688,553	42,018,973

[Head 067] MINISTRY OF TOURISM & AVIATION



ITEM NO.	TITLE OF ITEM	PROVISIONAL EXPENDITURE		APPROVED ESTIMATES	ESTIMATES	PRELIMINARY FORECAST	PRELIMINARY FORECAST
		ACTUAL EXPENDITURE	(PROVISIONAL)			ESTIMATES	ESTIMATES
		2017/2018 \$	JUL - MAR 2018/2019 \$	2018/2019 \$	2019/2020 \$	2020/2021 \$	2021/2022 \$
22610EE	Minor Capital Repairs						
2261205	Motor Vehicles-Minor Repairs	0	0	0	16,150	17,000	17,000
	Minor Capital Repairs	0	0	0	16,150	17,000	17,000
22710EE	Operational Expenses						
2271001	Operational Expenses	0	0	0	200,000	200,000	200,000
2271012	Operation-Regulatory Agencies	0	0	0	875,000	875,000	875,000
2271016	Air Transport Authority Board	0	0	0	2,000	2,000	2,000
	Operational Expenses	0	0	0	1,077,000	1,077,000	1,077,000
22810EE	Special Financial Transactions						
2281105	VAT Expenses	876	3	1,000	950,000	1,000,000	1,000,000
	Special Financial Transactions	876	3	1,000	950,000	1,000,000	1,000,000
22930EE	Tourism Related						
2293001	Operation - Ministry of Tourism	47,697,384	29,366,500	51,244,846	0	0	0
	Tourism Related	47,697,384	29,366,500	51,244,846	0	0	0
	Use of Goods & Services	47,698,260	29,465,406	52,042,646	46,307,221	47,885,589	48,258,009
25000EE	Subsidies						
25100EE	Subsidies to Public Corporations						
2511203	Bahamasair Holdings Ltd.	13,067,999	7,796,250	13,365,000	22,393,444	19,365,000	19,365,000
	Subsidies to Public Corporations	13,067,999	7,796,250	13,365,000	22,393,444	19,365,000	19,365,000
25200EE	Subsidies to Private Enterprises						
2521306	Grand Bahama Out Island Promotions	0	0	0	200,000	200,000	200,000
2521307	Bahamas Out Island Promotions	0	0	0	750,000	850,000	950,000
	Subsidies to Private Enterprises	0	0	0	950,000	1,050,000	1,150,000
	Subsidies	13,067,999	7,796,250	13,365,000	23,343,444	20,415,000	20,515,000
27000EE	Social Benefits						
27300EE	Pensions & Gratuities						
2731101	Pensions to Officials	0	0	0	693,000	693,000	693,000
2731201	Public Officials/Staff Gratuities	0	0	0	1,055,000	1,055,000	1,055,000
	Pensions & Gratuities	0	0	0	1,748,000	1,748,000	1,748,000
	Social Benefits	0	0	0	1,748,000	1,748,000	1,748,000
28000EE	Other Payments						

[Head 067] MINISTRY OF TOURISM & AVIATION



ITEM NO.	TITLE OF ITEM	PROVISIONAL EXPENDITURE		APPROVED ESTIMATES	ESTIMATES	PRELIMINARY FORECAST ESTIMATES	PRELIMINARY FORECAST ESTIMATES
		ACTUAL EXPENDITURE	(PROVISIONAL) JUL - MAR				
		2017/2018	2018/2019	2018/2019	2019/2020	2020/2021	2021/2022
		\$	\$	\$	\$	\$	\$
28200EE	Transfers N.E.C.						
2821201	Contributions	0	0	0	250,000	250,000	250,000
2821407	Operational Expenses - Airport Authority	5,453,824	2,200,319	6,177,806	6,177,806	6,177,806	6,332,251
2821410	Hotel Corporation of The Bahamas	880,000	324,577	562,488	562,488	562,488	562,488
2821411	Nassau Flight Services	1,760,000	1,050,000	1,800,000	1,800,000	2,000,000	2,050,000
2821414	Operation - The Gaming Board	0	3,699,817	6,342,544	6,342,544	6,442,544	6,501,108
2821417	Bahamas Civil Aviation Authority	17,391,735	14,812,164	18,504,601	19,131,601	19,604,601	19,967,216
	Transfers N.E.C.	25,485,559	22,086,877	33,387,439	34,264,439	35,037,439	35,663,063
28300EE	Premiums, Fees & Claims						
2831105	Insurance Premiums - Government Personnel	0	0	0	2,898,000	2,898,000	2,898,000
	Premiums, Fees & Claims	0	0	0	2,898,000	2,898,000	2,898,000
	OTHER CHARGES	25,485,559	22,086,877	33,387,439	37,162,439	37,935,439	38,561,063
	MINISTRY OF TOURISM & AVIATION TOTAL EXPENSES	105,187,068	72,779,890	120,081,569	129,900,188	130,081,112	131,358,669

The Accounting Officer for this Head is the PERMANENT SECRETARY

[Head 070] MINISTRY OF LABOUR



ITEM NO.	TITLE OF ITEM	PROVISIONAL EXPENDITURE		APPROVED ESTIMATES	ESTIMATES	PRELIMINARY FORECAST ESTIMATES	PRELIMINARY FORECAST ESTIMATES
		ACTUAL EXPENDITURE	(PROVISIONAL) EXPENDITURE				
		2017/2018 \$	JUL - MAR 2018/2019 \$	2018/2019 \$	2019/2020 \$	2020/2021 \$	2021/2022 \$
PERSONAL EMOLUMENTS							
21110EE	Wages & Salaries (In Cash)						
2111101	Salary-Permanent/Pensionable	2,232,673	2,117,755	2,209,448	2,209,448	2,237,448	2,265,448
2111102	Salary-Contract Workers	14,508	0	704,940	713,455	713,455	761,064
2111104	Salary Adjustments	0	0	0	97,764	115,000	115,000
	Wages & Salaries (In Cash)	2,247,181	2,117,755	2,914,388	3,020,667	3,065,903	3,141,512
21120EE	Allowances						
2112101	Honoraria	0	0	0	122,200	122,200	125,255
2112102	Overtime - Monthly Employees (General)	0	5,429	73,720	73,720	73,720	75,563
2112112	Transport & Mileage Allowance	417	2,161	3,600	3,600	3,600	3,690
2112114	Duty Allowance	4,750	4,375	5,000	5,000	5,000	5,125
2112115	Responsibility Allowance	19,879	17,561	23,000	23,000	23,000	23,575
2112116	Acting Allowance	6,084	1,957	5,900	5,900	5,900	6,048
2112122	Clothing Allowance	0	0	500	500	500	513
2112199	Other Allowances	0	0	15,500	22,118	15,500	15,888
	Allowances	31,130	31,483	127,220	256,038	249,420	255,657
	Personal Emoluments	2,278,311	2,149,238	3,041,608	3,276,705	3,315,323	3,397,169
22000EE	Use of Goods & Services						
22111EE	Domestic Travel & Subsistence						
2211101	Air Transport of Persons Within The Bahamas	0	8,550	11,904	42,560	45,160	45,002
2211103	Mileage Within The Bahamas	32,313	24,500	45,000	57,000	60,000	61,125
2211110	Subsistence for Travellers Within The Bahamas	10,006	6,137	15,000	38,000	40,000	40,375
2211114	Incidental Travel Expenses Within The Bahamas	1,800	695	3,300	13,395	13,500	14,200
	Domestic Travel & Subsistence	44,119	39,882	75,204	150,955	158,660	160,702
22112EE	International Travel & Subsistence						
2211201	Air Transport of Persons Outside The Bahamas	0	11,946	24,000	35,815	37,700	37,700
2211210	Subsistence for Travellers Outside The Bahamas	15,970	2,690	12,000	37,050	39,000	39,000
2211214	Incidental Travel Expenses Outside The Bahamas	1,125	210	2,250	2,138	2,250	2,306
	International Travel & Subsistence	17,095	14,846	38,250	75,003	78,950	79,006
22210EE	Rent						
2221101	Rent - Living Accommodation (General)	8,000	5,800	9,600	0	9,600	9,840
	Rent	8,000	5,800	9,600	0	9,600	9,840
22410EE	Supplies & Materials						
2241201	Office Supplies & Stationery	0	4,663	6,400	24,382	25,665	25,825
2241205	Food, Ice & Drinking Water	0	5,664	16,000	42,133	44,350	44,750
2241206	Publications	2,835	1,775	4,000	3,800	4,000	4,100

[Head 070] MINISTRY OF LABOUR



ITEM NO.	TITLE OF ITEM	PROVISIONAL ACTUAL EXPENDITURE	EXPENDITURE (PROVISIONAL)	APPROVED ESTIMATES	ESTIMATES	PRELIMINARY FORECAST ESTIMATES	PRELIMINARY FORECAST ESTIMATES
		2017/2018	JUL - MAR 2018/2019	2018/2019	2019/2020	2020/2021	2021/2022
		\$	\$	\$	\$	\$	\$
2241211	Cleaning & Toilet Supplies	0	1,400	4,000	15,865	16,700	16,800
2241213	Clothing & Clothing Supplies	922	584	1,500	6,175	6,500	6,538
2241299	Other Supplies & Materials	2,059	1,852	6,747	6,902	7,265	7,500
	Supplies & Materials	5,816	15,938	38,647	99,257	104,480	105,513
22510EE	Services						
2251101	Printing & Duplication Service	0	680	3,000	28,405	29,900	29,975
2251102	Advertising & Public Notices	0	803	14,638	13,870	2,000	2,050
2251107	Workshops, Conferences, Seminars, Meetings & Exhibits	0	0	1,000	950	1,000	1,025
2251108	Tuition, Training, In-service Awards, Subsistence	1,350	2,400	8,000	7,600	8,000	8,200
2251109	Licensing & Inspection of Vehicles	780	780	2,900	2,900	2,900	2,973
2251111	Security Services Contract	0	241,530	264,000	400,000	400,000	400,000
2251115	Consultancy Services	0	0	7,000	7,000	7,000	7,175
2251128	Fees & Other Charges	18,304	11,391	19,300	18,842	19,834	19,834
2251129	Staff Engagement	0	1,260	2,600	2,470	2,600	2,665
2251201	Local Transportation of Goods	15	0	300	2,470	2,600	2,608
2251203	Freight & Express	0	0	0	190	200	200
2251302	Building Maintenance	328	320	1,000	950	1,000	1,025
2251320	Demolition of Dilapidated Buildings	0	193,959	380,000	380,000	380,000	380,000
2251337	Operation of Facilities or Other Services	561	2,805	6,000	5,700	6,000	6,150
	Services	21,338	455,928	709,738	871,347	863,034	863,880
22710EE	Operational Expenses						
2271001	Operational Expenses	1,087,600	870,000	1,160,000	1,157,225	1,160,000	1,160,000
	Operational Expenses	1,087,600	870,000	1,160,000	1,157,225	1,160,000	1,160,000
22810EE	Special Financial Transactions						
2281001	Special Financial Transactions	25,918	24,959	77,000	50,875	53,000	54,000
2281105	VAT Expenses	732	289	2,500	950	1,000	1,000
	Special Financial Transactions	26,650	25,248	79,500	51,825	54,000	55,000
22910EE	Other						
2291001	Other Expenses	0	17,500	1,000,000	2,250,000	2,250,000	2,250,000
	Other	0	17,500	1,000,000	2,250,000	2,250,000	2,250,000
	Use of Goods & Services	1,210,618	1,445,142	3,110,939	4,655,612	4,678,724	4,683,941
25000EE	Subsidies						
25100EE	Subsidies to Public Corporations						
2511212	National Maritime Academy	0	0	0	237,500	250,000	250,000
	Subsidies to Public Corporations	0	0	0	237,500	250,000	250,000

[Head 070] MINISTRY OF LABOUR



ITEM NO.	TITLE OF ITEM	PROVISIONAL EXPENDITURE		APPROVED ESTIMATES	ESTIMATES	PRELIMINARY FORECAST	PRELIMINARY FORECAST
		ACTUAL EXPENDITURE	(PROVISIONAL) JUL - MAR			ESTIMATES	ESTIMATES
		2017/2018 \$	2018/2019 \$	2018/2019 \$	2019/2020 \$	2020/2021 \$	2021/2022 \$
	Subsidies	0	0	0	237,500	250,000	250,000
28000EE	Other Payments						
28200EE	Transfers N.E.C.						
2821601	Other Contributions	10,913	11,298	25,000	11,000	11,001	11,002
2821617	Bahamas National Standards Bureau	0	225,000	300,000	300,000	300,000	300,000
2821625	National Tripartite Secretariat	15,066	11,541	30,000	30,400	30,400	30,400
	Transfers N.E.C.	25,979	247,839	355,000	341,400	341,401	341,402
	OTHER CHARGES	25,979	247,839	355,000	341,400	341,401	341,402
	MINISTRY OF LABOUR TOTAL EXPENSES	3,514,908	3,842,219	6,507,547	8,511,217	8,585,448	8,672,512

The Accounting Officer for this Head is the PERMANENT SECRETARY

[Head 072] MINISTRY OF THE ENVIRONMENT & HOUSING



ITEM NO.	TITLE OF ITEM	PROVISIONAL EXPENDITURE		APPROVED ESTIMATES	ESTIMATES	PRELIMINARY FORECAST ESTIMATES	PRELIMINARY FORECAST ESTIMATES
		ACTUAL EXPENDITURE	(PROVISIONAL) JUL - MAR				
		2017/2018 \$	2018/2019 \$	2018/2019 \$	2019/2020 \$	2020/2021 \$	2021/2022 \$
PERSONAL EMOLUMENTS							
21110EE	Wages & Salaries (In Cash)						
2111101	Salary-Permanent/Pensionable	5,663,200	5,087,342	5,791,994	5,951,994	6,111,994	6,291,994
2111102	Salary-Contract Workers	413,380	389,085	695,200	695,200	700,200	712,580
2111201	Regular Weekly Wages	2,793,018	1,439,307	3,666,000	2,366,000	2,366,000	2,366,000
	Wages & Salaries (In Cash)	8,869,598	6,915,734	10,153,194	9,013,194	9,178,194	9,370,574
21120EE	Allowances						
2112101	Honoraria	2,700	13,500	42,000	42,000	42,000	45,050
2112102	Overtime - Monthly Employees (General)	0	7,161	5,000	10,000	10,000	10,000
2112103	Housing Allowance	0	0	4,500	4,500	4,500	4,613
2112104	Scarcity Allowance	0	0	4,500	4,500	4,500	4,613
2112105	Risk & Hazard Allowance	824,820	605,955	900,000	900,000	910,000	922,500
2112112	Transport & Mileage Allowance	0	0	4,500	4,500	4,500	4,613
2112114	Duty Allowance	15,125	7,875	47,340	32,340	32,340	32,340
2112115	Responsibility Allowance	30,711	24,250	32,800	32,800	32,800	33,620
2112116	Acting Allowance	16,286	967	3,600	3,600	3,600	3,690
2112122	Clothing Allowance	0	0	450	450	450	461
2112132	Uniform Allowance	500	0	900	900	900	923
	Allowances	890,142	659,708	1,045,590	1,035,590	1,045,590	1,062,423
	Personal Emoluments	9,759,740	7,575,442	11,198,784	10,048,784	10,223,784	10,432,997
22000EE	Use of Goods & Services						
22111EE	Domestic Travel & Subsistence						
2211101	Air Transport of Persons Within The Bahamas	0	3,742	11,120	64,714	68,210	71,490
2211103	Mileage Within The Bahamas	0	88	450	3,278	3,450	3,461
2211110	Subsistence for Travellers Within The Bahamas	2,490	2,682	6,300	63,935	71,800	76,758
2211114	Incidental Travel Expenses Within The Bahamas	0	0	0	6,650	7,000	7,500
	Domestic Travel & Subsistence	2,490	6,512	17,870	138,577	150,460	159,209
22112EE	International Travel & Subsistence						
2211201	Air Transport of Persons Outside The Bahamas	0	17,690	32,000	101,650	112,000	119,000
2211210	Subsistence for Travellers Outside The Bahamas	2,450	7,637	11,700	66,500	70,000	70,000
	International Travel & Subsistence	2,450	25,327	43,700	168,150	182,000	189,000
22410EE	Supplies & Materials						
2241201	Office Supplies & Stationery	0	7,180	23,460	33,307	35,060	35,647
2241202	Small Equipment & Tools	0	0	1,170	1,112	1,170	1,199
2241205	Food, Ice & Drinking Water	0	6,943	11,603	14,272	15,023	15,313
2241206	Publications	2,304	568	2,500	2,375	2,500	2,563
2241211	Cleaning & Toilet Supplies	0	3,762	11,200	10,640	11,200	11,480

[Head 072] MINISTRY OF THE ENVIRONMENT & HOUSING



ITEM NO.	TITLE OF ITEM	PROVISIONAL ACTUAL EXPENDITURE	EXPENDITURE (PROVISIONAL)	APPROVED ESTIMATES	ESTIMATES	PRELIMINARY FORECAST ESTIMATES	PRELIMINARY FORECAST ESTIMATES
		2017/2018	JUL - MAR 2018/2019	2018/2019	2019/2020	2020/2021	2021/2022
		\$	\$	\$	\$	\$	\$
2241212	Computer Software Supplies & Solutions	108	3,302	8,100	7,695	8,100	8,303
2241213	Clothing & Clothing Supplies	524	0	900	11,305	11,900	11,923
2241220	Educational Supplies	0	505	1,350	1,283	1,350	1,384
2241299	Other Supplies & Materials	9,615	1,875	4,950	4,703	4,950	5,074
	Supplies & Materials	12,551	24,135	65,233	86,692	91,253	92,886
22510EE	Services						
2251101	Printing & Duplication Service	0	5,175	14,240	20,843	26,940	30,921
2251102	Advertising & Public Notices	800	167	900	855	900	923
2251107	Workshops, Conferences, Seminars, Meetings & Exhibits	6,089	3,858	7,200	6,840	7,200	7,380
2251108	Tuition, Training, In-service Awards, Subsistence	4,524	0	13,500	22,515	23,700	24,038
2251109	Licensing & Inspection of Vehicles	780	0	2,500	2,500	2,500	2,563
2251115	Consultancy Services	42,133	276,046	1,004,500	716,775	754,500	754,500
2251128	Fees & Other Charges	10,881	7,765	13,500	24,795	26,100	26,438
2251129	Staff Engagement	0	11,507	20,600	19,570	20,600	21,115
2251201	Local Transportation of Goods	0	0	0	1,900	2,000	2,000
2251203	Freight & Express	0	0	0	4,750	5,000	5,000
2251306	Computers, Business Machines & Related Equipment	2,371	0	3,000	2,850	3,000	3,075
2251310	Grounds Maintenance	38,283	11,028	45,000	42,750	45,000	46,125
2251330	Upkeep & Maintenance of Instruments & Apparatus	175	141	1,080	1,026	1,080	1,107
2251337	Operation of Facilities or Other Services	8,204	3,896	13,500	53,390	56,200	56,575
	Services	114,240	319,583	1,139,520	921,359	974,720	981,760
22610EE	Minor Capital Repairs						
2261201	Transportation Equipment Upkeep	1,605	1,074	5,000	4,750	5,000	5,375
	Minor Capital Repairs	1,605	1,074	5,000	4,750	5,000	5,375
22710EE	Operational Expenses						
2271001	Operational Expenses	89,511	87,677	288,300	226,385	238,300	238,300
	Operational Expenses	89,511	87,677	288,300	226,385	238,300	238,300
22810EE	Special Financial Transactions						
2281001	Special Financial Transactions	53,326	44,483	76,500	72,675	76,500	78,413
2281105	VAT Expenses	174	0	1,000	950	1,000	1,025
2281150	Energy Efficient Residential Lighting Programme	200	6,067	20,000	9,500	10,000	10,000
2281162	International Conferences	5,332	34,802	80,000	76,000	80,000	82,000
	Special Financial Transactions	59,032	85,352	177,500	159,125	167,500	171,438
	Use of Goods & Services	281,879	549,660	1,737,123	1,705,038	1,809,233	1,837,968
28000EE	Other Payments						
28200EE	Transfers N.E.C.						
2821249	Bahamas National Pride Association	31,680	21,384	32,400	32,400	32,400	33,210

[Head 072] MINISTRY OF THE ENVIRONMENT & HOUSING



ITEM NO.	TITLE OF ITEM	PROVISIONAL EXPENDITURE		APPROVED ESTIMATES	ESTIMATES	PRELIMINARY FORECAST	PRELIMINARY FORECAST
		ACTUAL EXPENDITURE	(PROVISIONAL)			ESTIMATES	ESTIMATES
		2017/2018 \$	JUL - MAR 2018/2019 \$	2018/2019 \$	2019/2020 \$	2020/2021 \$	2021/2022 \$
2821415	The Bahamas Public Parks and Beaches Authority	15,634,000	11,339,464	13,850,000	19,100,000	19,100,000	19,100,000
	Transfers N.E.C.	15,665,680	11,360,848	13,882,400	19,132,400	19,132,400	19,133,210
	OTHER CHARGES	15,665,680	11,360,848	13,882,400	19,132,400	19,132,400	19,133,210
	MINISTRY OF THE ENVIRONMENT & HOUSING TOTAL EXPENSES	25,707,299	19,485,950	26,818,307	30,886,222	31,165,417	31,404,175

The Accounting Officer for this Head is the PERMANENT SECRETARY

[Head 073] DEPARTMENT OF TRANSFORMATION & DIGITIZATION



ITEM NO.	TITLE OF ITEM	PROVISIONAL	EXPENDITURE	APPROVED		PRELIMINARY	PRELIMINARY
		ACTUAL	(PROVISIONAL)	ESTIMATES	ESTIMATES	FORECAST	FORECAST
		EXPENDITURE	JUL - MAR			ESTIMATES	ESTIMATES
		2017/2018	2018/2019	2018/2019	2019/2020	2020/2021	2021/2022
		\$	\$	\$	\$	\$	\$
PERSONAL EMOLUMENTS							
21110EE	Wages & Salaries (In Cash)						
2111101	Salary-Permanent/Pensionable	2,729,967	2,028,488	2,740,426	4,497,702	4,525,652	4,553,602
	Wages & Salaries (In Cash)	2,729,967	2,028,488	2,740,426	4,497,702	4,525,652	4,553,602
21120EE	Allowances						
2112102	Overtime - Monthly Employees (General)	0	4,765	5,000	32,251	35,000	35,000
2112104	Scarcity Allowance	10,000	6,667	15,000	139,320	140,000	145,000
2112112	Transport & Mileage Allowance	2,200	1,800	33,600	40,800	40,800	40,800
2112115	Responsibility Allowance	0	0	2,500	2,500	2,500	2,563
	Allowances	12,200	13,232	56,100	214,871	218,300	223,363
	Personal Emoluments	2,742,167	2,041,720	2,796,526	4,712,573	4,743,952	4,776,965
22000EE	Use of Goods & Services						
22111EE	Domestic Travel & Subsistence						
2211101	Air Transport of Persons Within The Bahamas	0	13,108	15,000	30,335	35,000	40,000
2211110	Subsistence for Travellers Within The Bahamas	3,415	6,067	14,400	76,591	80,000	85,000
	Domestic Travel & Subsistence	3,415	19,175	29,400	106,926	115,000	125,000
22112EE	International Travel & Subsistence						
2211201	Air Transport of Persons Outside The Bahamas	0	8,681	26,358	39,558	47,000	50,000
2211210	Subsistence for Travellers Outside The Bahamas	0	20,751	66,999	45,277	50,000	68,674
	International Travel & Subsistence	0	29,432	93,357	84,835	97,000	118,674
22310EE	Utilities & Communication						
2231104	Operation of Data Centers	0	5,179,733	9,000,000	12,408,000	13,000,000	14,000,000
	Utilities & Communication	0	5,179,733	9,000,000	12,408,000	13,000,000	14,000,000
22410EE	Supplies & Materials						
2241201	Office Supplies & Stationery	0	3,318	12,000	10,260	10,800	11,000
2241205	Food, Ice & Drinking Water	0	2,365	3,900	3,705	3,900	4,500
2241206	Publications	0	128	1,200	380	400	400
2241211	Cleaning & Toilet Supplies	0	3,154	6,400	7,268	7,650	7,800
2241212	Computer Software Supplies & Solutions	0	279,718	500,000	500,000	600,000	700,000
2241213	Clothing & Clothing Supplies	0	0	0	1,425	1,500	1,500
2241299	Other Supplies & Materials	925	1,534	2,500	26,676	29,000	30,000
	Supplies & Materials	925	290,217	526,000	549,714	653,250	755,200
22510EE	Services						
2251101	Printing & Duplication Service	0	8,522	75,200	17,100	20,000	30,000
2251107	Workshops, Conferences, Seminars, Meetings & Exhibits	946	158,404	600,000	293,517	350,000	355,000

[Head 073] DEPARTMENT OF TRANSFORMATION & DIGITIZATION



ITEM NO.	TITLE OF ITEM	PROVISIONAL EXPENDITURE		APPROVED ESTIMATES	ESTIMATES	PRELIMINARY FORECAST ESTIMATES	PRELIMINARY FORECAST ESTIMATES
		ACTUAL EXPENDITURE	(PROVISIONAL) JUL - MAR				
		2017/2018 \$	2018/2019 \$	2018/2019 \$	2019/2020 \$	2020/2021 \$	2021/2022 \$
2251108	Tuition, Training, In-service Awards, Subsistence	0	21,821	50,000	104,354	120,000	130,000
2251109	Licensing & Inspection of Vehicles	0	0	260	1,710	1,710	1,710
2251115	Consultancy Services	9,280	483,958	500,000	2,348,132	2,500,000	2,500,000
2251128	Fees & Other Charges	0	0	0	8,550	10,000	10,000
2251129	Staff Engagement	0	2,425	2,880	3,010	5,000	6,000
2251303	Equipment Maintenance	0	2,315,658	2,500,000	4,546,325	5,000,000	6,000,000
2251306	Computers, Business Machines & Related Equipment	0	1,770,374	1,501,100	482,670	700,000	800,000
	Services	10,226	4,761,162	5,229,440	7,805,368	8,706,710	9,832,710
22610EE	Minor Capital Repairs						
2261201	Transportation Equipment Upkeep	636	4,185	5,900	5,700	6,000	6,000
	Minor Capital Repairs	636	4,185	5,900	5,700	6,000	6,000
	Use of Goods & Services	15,202	10,283,904	14,884,097	20,960,543	22,577,960	24,837,584
28000EE	Other Payments						
28200EE	Transfers N.E.C.						
2821101	Contributions	11,881	11,583	19,630	19,630	25,000	30,000
	Transfers N.E.C.	11,881	11,583	19,630	19,630	25,000	30,000
	OTHER CHARGES	11,881	11,583	19,630	19,630	25,000	30,000
	DEPARTMENT OF TRANSFORMATION & DIGITIZATION TOTAL EXPENSES	2,769,250	12,337,207	17,700,253	25,692,746	27,346,912	29,644,549

The Accounting Officer for this Head is the PERMANENT SECRETARY

[Head 074] MINISTRY FOR GRAND BAHAMA



ITEM NO.	TITLE OF ITEM	PROVISIONAL ACTUAL EXPENDITURE	EXPENDITURE (PROVISIONAL)	APPROVED ESTIMATES	ESTIMATES	PRELIMINARY FORECAST ESTIMATES	PRELIMINARY FORECAST ESTIMATES
		2017/2018 \$	JUL - MAR 2018/2019 \$	2018/2019 \$	2019/2020 \$	2020/2021 \$	2021/2022 \$
PERSONAL EMOLUMENTS							
21110EE	Wages & Salaries (In Cash)						
2111101	Salary-Permanent/Pensionable	605,391	564,453	755,000	605,000	700,000	815,000
2111102	Salary-Contract Workers	556,148	154,991	519,000	519,000	600,000	660,000
2111204	Special Employment Projects	1,471,969	529,114	1,500,000	1,000,000	1,500,000	1,550,000
	Wages & Salaries (In Cash)	2,633,508	1,248,558	2,774,000	2,124,000	2,800,000	3,025,000
21120EE	Allowances						
2112102	Overtime - Monthly Employees (General)	0	19,055	5,000	5,000	5,000	5,125
2112103	Housing Allowance	11,000	31,500	42,000	42,000	42,000	43,050
2112114	Duty Allowance	6,147	3,832	10,500	10,500	10,500	10,763
2112115	Responsibility Allowance	24,288	11,667	30,400	30,400	30,400	31,160
2112116	Acting Allowance	0	0	11,600	11,600	11,600	11,890
2112125	Disturbance Allowance/Geographical	4,000	400	8,400	8,400	8,400	8,610
	Allowances	45,435	66,454	107,900	107,900	107,900	110,598
	Personal Emoluments	2,678,943	1,315,012	2,881,900	2,231,900	2,907,900	3,135,598
22000EE	Use of Goods & Services						
22111EE	Domestic Travel & Subsistence						
2211101	Air Transport of Persons Within The Bahamas	0	29,086	45,942	142,920	155,442	160,442
2211110	Subsistence for Travellers Within The Bahamas	9,772	7,237	11,000	23,750	25,000	25,000
	Domestic Travel & Subsistence	9,772	36,323	56,942	166,670	180,442	185,442
22112EE	International Travel & Subsistence						
2211201	Air Transport of Persons Outside The Bahamas	0	2,374	10,000	9,500	10,000	10,250
2211210	Subsistence for Travellers Outside The Bahamas	1,300	1,210	2,000	1,900	2,000	2,050
	International Travel & Subsistence	1,300	3,584	12,000	11,400	12,000	12,300
22210EE	Rent						
2221101	Rent - Living Accommodation (General)	10,700	0	0	0	0	0
	Rent	10,700	0	0	0	0	0
22310EE	Utilities & Communication						
2231201	Electricity	4,220,597	3,038,037	5,000,000	4,370,000	4,700,000	4,800,000
2231202	Street Lighting	78,655	316,177	480,000	551,000	600,000	692,000
2231301	Water Supply	540,000	536,013	1,400,000	950,000	1,050,000	1,125,000
	Utilities & Communication	4,839,252	3,890,227	6,880,000	5,871,000	6,350,000	6,617,000
22410EE	Supplies & Materials						
2241101	Gasoline	114,260	66,000	100,000	200,000	220,000	223,000
2241201	Office Supplies & Stationery	173,479	61,761	200,000	118,750	150,000	175,000

[Head 074] MINISTRY FOR GRAND BAHAMA



ITEM NO.	TITLE OF ITEM	PROVISIONAL ACTUAL EXPENDITURE	EXPENDITURE (PROVISIONAL)	APPROVED ESTIMATES	ESTIMATES	PRELIMINARY FORECAST ESTIMATES	PRELIMINARY FORECAST ESTIMATES
		2017/2018	JUL - MAR 2018/2019	2018/2019	2019/2020	2020/2021	2021/2022
		\$	\$	\$	\$	\$	\$
2241205	Food, Ice & Drinking Water	30,758	26,802	50,000	57,000	65,000	70,000
2241206	Publications	4,097	1,299	5,000	4,750	5,500	6,000
2241207	Ceremonial Events	228,338	46,921	150,000	150,000	165,000	170,000
2241211	Cleaning & Toilet Supplies	97,986	15,284	100,000	76,000	85,000	90,000
2241212	Computer Software Supplies & Solutions	537	500	2,500	2,375	2,500	2,563
	Supplies & Materials	649,455	218,567	607,500	608,875	693,000	736,563
22510EE	Services						
2251101	Printing & Duplication Service	1,526	24,667	50,000	76,000	90,000	100,000
2251102	Advertising & Public Notices	1,699	579	4,000	3,800	4,000	4,100
2251103	Marketing & Promotion	353,083	77,825	300,000	285,000	350,000	375,000
2251107	Workshops, Conferences, Seminars, Meetings & Exhibits	565	2,484	5,000	47,500	55,000	60,000
2251109	Licensing & Inspection of Vehicles	1,755	1,980	3,000	4,500	5,000	5,000
2251110	Postage, Postal Machines & Services	85	0	500	475	500	513
2251115	Consultancy Services	336,507	153,395	500,000	345,000	365,000	390,000
2251128	Fees & Other Charges	7,330	6,902	12,000	14,250	20,000	25,000
2251129	Staff Engagement	0	0	4,000	3,800	4,000	4,100
2251199	Other Services	0	279,959	300,000	1,530,000	1,750,000	1,810,000
2251201	Local Transportation of Goods	304	270	500	475	500	513
2251203	Freight & Express	1,641	1,348	2,300	2,613	3,000	3,500
2251302	Building Maintenance	168,410	43,407	100,000	95,000	100,000	105,000
2251306	Computers, Business Machines & Related Equipment	0	0	400	380	400	410
2251307	Maintenance of Generators, A/C & Other Machinery	6,502	4,639	7,200	6,840	7,200	7,380
2251310	Grounds Maintenance	16,857	8,089	15,000	14,250	20,000	22,000
2251337	Operation of Facilities or Other Services	6,475	4,864	10,000	9,500	10,000	10,250
2251340	Special Maintenance Contracts	3,282	3,448	6,000	5,700	6,000	6,150
	Services	906,021	613,856	1,319,900	2,445,083	2,790,600	2,928,916
22610EE	Minor Capital Repairs						
2261201	Transportation Equipment Upkeep	16,064	7,261	25,000	23,700	45,000	51,875
	Minor Capital Repairs	16,064	7,261	25,000	23,700	45,000	51,875
22810EE	Special Financial Transactions						
2281105	VAT Expenses	0	344	1,000	1,000	1,000	1,025
2281178	Provision For Contingencies	565,745	344,656	500,000	350,000	400,000	425,000
	Special Financial Transactions	565,745	345,000	501,000	351,000	401,000	426,025
	Use of Goods & Services	6,998,309	5,114,818	9,402,342	9,477,728	10,472,042	10,958,121
25000EE	Subsidies						
25200EE	Subsidies to Private Enterprises						
2521009	Support for Small Business Development Centre	393,914	218,187	250,000	450,000	500,000	550,000
	Subsidies to Private Enterprises	393,914	218,187	250,000	450,000	500,000	550,000

[Head 074] MINISTRY FOR GRAND BAHAMA




ITEM NO.	TITLE OF ITEM	PROVISIONAL EXPENDITURE		APPROVED ESTIMATES	ESTIMATES	PRELIMINARY FORECAST	PRELIMINARY FORECAST
		ACTUAL EXPENDITURE	(PROVISIONAL) JUL - MAR			ESTIMATES	ESTIMATES
		2017/2018 \$	2018/2019 \$	2018/2019 \$	2019/2020 \$	2020/2021 \$	2021/2022 \$
	Subsidies	393,914	218,187	250,000	450,000	500,000	550,000
27000EE	Social Benefits						
27200EE	Social Assistance Benefits						
2721001	Social Assistance Benefits	8,800	0	10,000	10,000	10,000	10,250
	Social Assistance Benefits	8,800	0	10,000	10,000	10,000	10,250
	Social Benefits	8,800	0	10,000	10,000	10,000	10,250
	MINISTRY FOR GRAND BAHAMA TOTAL EXPENSES	10,079,966	6,648,017	12,544,242	12,169,628	13,889,942	14,653,969

The Accounting Officer for this Head is the PERMANENT SECRETARY

[HEAD 001-074] RECURRENT EXPENDITURES HEAD SUMMARY

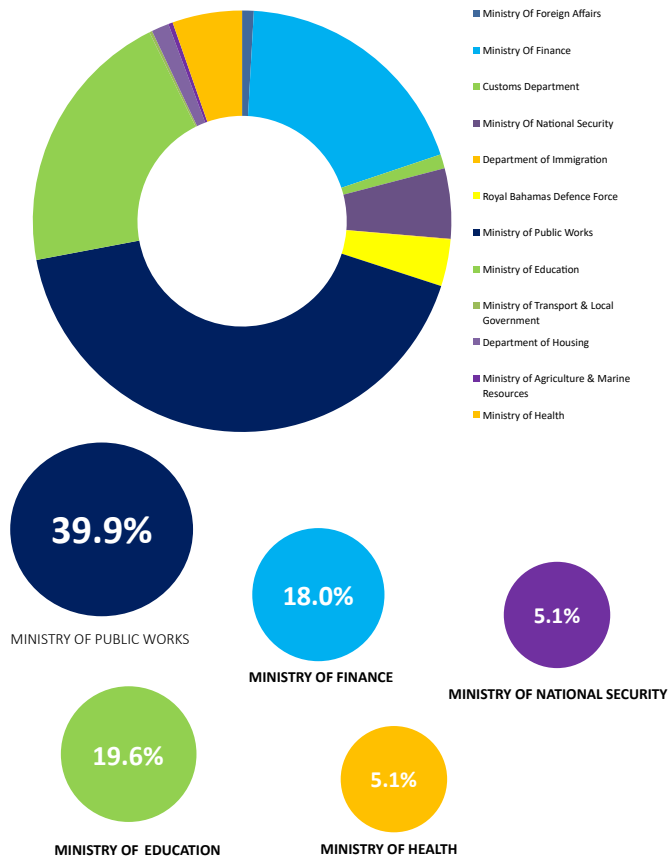


HEAD NO.	MINISTRY/DEPARTMENT	PROVISIONAL EXPENDITURE				PRELIMINARY	PRELIMINARY
		ACTUAL	(PROVISIONAL)	APPROVED		FORECAST	FORECAST
		EXPENDITURE		ESTIMATES	ESTIMATES	ESTIMATES	ESTIMATES
		JUL - MAR					
		2017/2018	2018/2019	2018/2019	2019/2020	2020/2021	2021/2022
		\$	\$	\$	\$	\$	\$
GRAND TOTAL		2,188,578,845	1,718,253,086	2,635,683,569	2,530,048,937	2,551,099,715	2,593,061,720



ESTIMATES OF CAPITAL EXPENDITURE

Capital Expenditure Graph



HEAD NO.	DESCRIPTION	ESTIMATES 2019	%
013	Ministry Of Foreign Affairs	2,000,000	0.9%
021	Ministry Of Finance	42,264,170	18.0%
023	Customs Department	2,418,000	1.0%
029	Ministry Of National Security	12,000,000	5.1%
030	Department of Immigration	117,000	0.0%
032	Royal Bahamas Defence Force	8,000,000	3.4%
033	Ministry of Public Works	93,735,830	39.9%
038	Ministry of Education	45,987,000	19.6%
040	Ministry of Transport & Local Government	500,000	0.2%
045	Department of Housing	3,000,000	1.3%
056	Ministry of Agriculture & Marine Resources	780,000	0.3%
060	Ministry of Health	12,000,000	5.1%
067	Ministry of Tourism & Aviation	2,000,000	0.9%
072	Ministry of The Environment & Housing	3,198,000	1.4%
073	Department of Transformation & Digitization	7,000,000	3.0%
		235,000,000	100.0%

SUMMARY OF AGENCIES CAPITAL EXPENDITURES 2019/2020



HEAD NO.	MINISTRY/DEPARTMENT	PROVISIONAL EXPENDITURE		APPROVED ESTIMATES	PRELIMINARY FORECAST		
		ACTUAL EXPENDITURE	(PROVISIONAL) JUL - MAR		ESTIMATES	ESTIMATES	
		2017/2018 \$	2018/2019 \$		2018/2019 \$	2019/2020 \$	2020/2021 \$
013	MINISTRY OF FOREIGN AFFAIRS	0	0	3,000,000	2,000,000	3,000,000	3,000,000
021	MINISTRY OF FINANCE	125,472,426	26,023,873	81,065,658	42,264,170	42,000,000	51,420,000
023	CUSTOMS DEPARTMENT	0	0	0	2,418,000	3,000,000	2,000,000
029	MINISTRY OF NATIONAL SECURITY	0	367,558	14,950,000	12,000,000	14,000,000	14,000,000
030	DEPARTMENT OF IMMIGRATION	0	0	2,000,000	117,000	117,000	100,000
032	ROYAL BAHAMAS DEFENCE FORCE	17,524,823	4,530,861	10,050,000	8,000,000	10,000,000	8,000,000
033	MINISTRY OF PUBLIC WORKS	91,859,224	57,797,262	120,672,350	93,735,830	98,001,000	98,000,000
038	MINISTRY OF EDUCATION	33,850,724	37,326,541	33,110,000	45,987,000	49,405,000	52,002,000
040	MINISTRY OF TRANSPORT & LOCAL GOVERNMENT	0	0	0	500,000	500,000	500,000
045	DEPARTMENT OF HOUSING	0	368,604	5,000,000	3,000,000	3,000,000	3,000,000
053	PORT DEPARTMENT	0	252,438	500,000	0	0	0
056	MINISTRY OF AGRICULTURE & MARINE RESOURCES	0	0	840,000	780,000	780,000	780,000
060	MINISTRY OF HEALTH	0	536,303	24,000,000	12,000,000	12,000,000	12,000,000
067	MINISTRY OF TOURISM & AVIATION	0	0	0	2,000,000	2,000,000	2,000,000
072	MINISTRY OF THE ENVIRONMENT & HOUSING	0	798,916	4,131,000	3,198,000	3,198,000	3,198,000
073	DEPARTMENT OF TRANSFORMATION & DIGITIZATION	0	0	0	7,000,000	7,000,000	7,000,000
GRAND TOTAL		268,707,197	128,002,356	299,319,008	235,000,000	248,001,000	257,000,000

MEMORANDUM

Consistent with Government Finance Statistics (GFS) Methodology.

[Head 013] MINISTRY OF FOREIGN AFFAIRS



ITEM NO.	TITLE OF ITEM	PROVISIONAL EXPENDITURE		APPROVED ESTIMATES	ESTIMATES	PRELIMINARY FORECAST	PRELIMINARY FORECAST
		ACTUAL EXPENDITURE	(PROVISIONAL)			ESTIMATES	ESTIMATES
		2017/2018 \$	JUL - MAR 2018/2019 \$	2018/2019 \$	2019/2020 \$	2020/2021 \$	2021/2022 \$
31000EE	Acquisition of Non-Financial Assets						
31100EE	Acquisition of Fixed Assets						
3111207	Building Maintenance	0	0	3,000,000	1,900,000	3,000,000	3,000,000
3112101	Acquisition of Transportation Equipment (Land)	0	0	0	100,000	0	0
	Acquisition of Fixed Assets	0	0	3,000,000	2,000,000	3,000,000	3,000,000
	Acquisition of Non-Financial Assets	0	0	3,000,000	2,000,000	3,000,000	3,000,000
	MINISTRY OF FOREIGN AFFAIRS TOTAL EXPENSES	0	0	3,000,000	2,000,000	3,000,000	3,000,000

The Accounting Officer for this Head is the PERMANENT SECRETARY

[Head 021] MINISTRY OF FINANCE



ITEM NO.	TITLE OF ITEM	PROVISIONAL EXPENDITURE		APPROVED ESTIMATES	ESTIMATES	PRELIMINARY FORECAST ESTIMATES	PRELIMINARY FORECAST ESTIMATES
		ACTUAL EXPENDITURE	(PROVISIONAL)				
		2017/2018	JUL - MAR 2018/2019				
		2018/2019	2019/2020	2020/2021	2021/2022		
		\$	\$	\$	\$	\$	\$
28000EE	Other Payments						
28200EE	Transfers N.E.C.						
2822003	National Disaster Refund	238,660	0	2,000,000	500,000	500,000	600,000
2822010	Public Private Partnership	17,124,225	7,661,900	17,500,000	4,000,000	4,000,000	4,000,000
2822011	Capital Subscriptions to International Agencies	6,528,604	2,246,271	10,000,000	1,500,000	2,000,000	4,000,000
2822025	IDB Capital Projects	0	1,798,097	6,350,379	7,000,000	7,000,000	6,900,000
2822028	Capital Arrears	0	1,644,880	2,215,279	0	0	0
2822031	Small and Medium Size Business	0	0	0	6,000,000	5,000,000	6,000,000
	Transfers N.E.C.	23,891,489	13,351,148	38,065,658	19,000,000	18,500,000	21,500,000
	OTHER CHARGES	23,891,489	13,351,148	38,065,658	19,000,000	18,500,000	21,500,000
31000EE	Acquisition of Non-Financial Assets						
31100EE	Acquisition of Fixed Assets						
3111205	Hospital & Medical Facilities	10,000,000	0	0	0	0	0
3111377	Airport Infrastructure Programme	0	106,482	3,000,000	0	0	0
3111399	Other Structures	0	34,740	8,000,000	3,000,000	3,000,000	3,000,000
3112101	Acquisition of Transportation Equipment (Land)	0	1,168,228	2,000,000	3,000,000	3,000,000	3,500,000
3112201	Computers	2,282,210	0	2,500,000	500,000	2,000,000	2,000,000
3112221	Electronic Monitoring Equipment	176,568	0	0	0	0	0
3112299	Other Machinery & Equipment	0	0	18,000,000	5,000,000	3,500,000	9,420,000
3113002	Minor Capital Projects	2,978,153	297,474	4,000,000	2,000,000	2,000,000	2,000,000
3113003	Acquisition of Assets - Government Ministries and Departments	86,144,007	11,053,801	5,000,000	4,000,000	4,000,000	4,000,000
3113005	Software	0	0	0	500,000	500,000	500,000
3113006	Hardware	0	0	0	500,000	500,000	500,000
	Acquisition of Fixed Assets	101,580,938	12,660,725	42,500,000	18,500,000	18,500,000	24,920,000
31400EE	Nonproduced Assets						
3141101	Purchase of Properties	0	12,000	500,000	4,764,170	5,000,000	5,000,000
	Nonproduced Assets	0	12,000	500,000	4,764,170	5,000,000	5,000,000
	Acquisition of Non-Financial Assets	101,580,938	12,672,725	43,000,000	23,264,170	23,500,000	29,920,000
	MINISTRY OF FINANCE TOTAL EXPENSES	125,472,427	26,023,873	81,065,658	42,264,170	42,000,000	51,420,000

The Accounting Officer for this Head is the FINANCIAL SECRETARY

[Head 023] CUSTOMS DEPARTMENT



ITEM NO.	TITLE OF ITEM	PROVISIONAL EXPENDITURE		APPROVED ESTIMATES	ESTIMATES	PRELIMINARY FORECAST	PRELIMINARY FORECAST
		ACTUAL EXPENDITURE	(PROVISIONAL)			ESTIMATES	ESTIMATES
		2017/2018 \$	JUL - MAR 2018/2019 \$	2018/2019 \$	2019/2020 \$	2020/2021 \$	2021/2022 \$
28000EE	Other Payments						
28200EE	Transfers N.E.C.						
2822025	IDB Capital Projects	0	0	0	2,418,000	3,000,000	2,000,000
	Transfers N.E.C.	0	0	0	2,418,000	3,000,000	2,000,000
	OTHER CHARGES	0	0	0	2,418,000	3,000,000	2,000,000
	CUSTOMS DEPARTMENT TOTAL EXPENSES	0	0	0	2,418,000	3,000,000	2,000,000

The Accounting Officer for this Head is the FINANCIAL SECRETARY

[Head 029] MINISTRY OF NATIONAL SECURITY



ITEM NO.	TITLE OF ITEM	PROVISIONAL EXPENDITURE		APPROVED ESTIMATES	ESTIMATES	PRELIMINARY FORECAST	PRELIMINARY FORECAST
		ACTUAL EXPENDITURE	(PROVISIONAL)			ESTIMATES	ESTIMATES
		2017/2018 \$	JUL - MAR 2018/2019 \$	2018/2019 \$	2019/2020 \$	2020/2021 \$	2021/2022 \$
28000EE	Other Payments						
28200EE	Transfers N.E.C.						
2822001	Project Related Capital Expenditure	0	0	2,500,000	2,500,000	1,500,000	1,500,000
	Transfers N.E.C.	0	0	2,500,000	2,500,000	1,500,000	1,500,000
	OTHER CHARGES	0	0	2,500,000	2,500,000	1,500,000	1,500,000
31000EE	Acquisition of Non-Financial Assets						
31100EE	Acquisition of Fixed Assets						
3111207	Building Maintenance	0	0	450,000	0	0	0
3112101	Acquisition of Transportation Equipment (Land)	0	0	2,000,000	0	0	0
3112203	Other Office Equip & Furniture	0	0	2,000,000	0	0	0
3112209	Military, Police & Prison Equipment	0	367,558	5,000,000	4,887,732	6,387,732	6,387,732
3112221	Electronic Monitoring Equipment	0	0	3,000,000	4,612,268	6,112,268	6,112,268
	Acquisition of Fixed Assets	0	367,558	12,450,000	9,500,000	12,500,000	12,500,000
	Acquisition of Non-Financial Assets	0	367,558	12,450,000	9,500,000	12,500,000	12,500,000
	MINISTRY OF NATIONAL SECURITY TOTAL EXPENSES	0	367,558	14,950,000	12,000,000	14,000,000	14,000,000

The Accounting Officer for this Head is the PERMANENT SECRETARY

[Head 030] DEPARTMENT OF IMMIGRATION



ITEM NO.	TITLE OF ITEM	PROVISIONAL EXPENDITURE		APPROVED ESTIMATES	ESTIMATES	PRELIMINARY FORECAST	PRELIMINARY FORECAST
		ACTUAL EXPENDITURE	(PROVISIONAL)			ESTIMATES	ESTIMATES
		2017/2018 \$	JUL - MAR 2018/2019 \$	2018/2019 \$	2019/2020 \$	2020/2021 \$	2021/2022 \$
31000EE	Acquisition of Non-Financial Assets						
31100EE	Acquisition of Fixed Assets						
3111207	Building Maintenance	0	0	0	117,000	117,000	100,000
3112101	Acquisition of Transportation Equipment (Land)	0	0	2,000,000	0	0	0
	Acquisition of Fixed Assets	0	0	2,000,000	117,000	117,000	100,000
	Acquisition of Non-Financial Assets	0	0	2,000,000	117,000	117,000	100,000
	DEPARTMENT OF IMMIGRATION TOTAL EXPENSES	0	0	2,000,000	117,000	117,000	100,000

The Accounting Officer for this Head is the DIRECTOR

[Head 032] ROYAL BAHAMAS DEFENCE FORCE



ITEM NO.	TITLE OF ITEM	PROVISIONAL EXPENDITURE		APPROVED ESTIMATES	ESTIMATES	PRELIMINARY FORECAST	PRELIMINARY FORECAST
		ACTUAL EXPENDITURE	(PROVISIONAL)			ESTIMATES	ESTIMATES
		2017/2018	JUL - MAR 2018/2019			2018/2019	2019/2020
		\$	\$	\$	\$	\$	\$
3100EE	Acquisition of Non-Financial Assets						
3110EE	Acquisition of Fixed Assets						
3111222	Coral Harbour Base Development	1,531,382	838,122	2,000,000	4,120,000	5,340,000	4,020,000
3111223	Inagua Base Development	267,219	274,498	1,000,000	400,000	500,000	400,000
3111315	Upkeep of Navigation/Aids/Light	8,723	0	80,000	80,000	80,000	80,000
3112101	Acquisition of Transportation Equipment (Land)	0	93,187	1,000,000	300,000	500,000	300,000
3112102	Sea Vessels	14,988,279	2,635,806	4,000,000	1,700,000	1,700,000	1,520,000
3112204	Security & Communication Equip	196,576	206,068	250,000	250,000	500,000	500,000
3112205	Medical Equipment	39,627	0	70,000	70,000	100,000	100,000
3112206	Air Conditioning System	58,530	31,557	100,000	0	200,000	100,000
3112207	Machinery, Generators, Pumps, Winches, etc.	31,400	31,927	450,000	250,000	250,000	250,000
3112209	Military, Police & Prison Equipment	121,988	93,446	500,000	500,000	500,000	400,000
3112225	Fire Prevention and Protection	0	45,664	100,000	80,000	80,000	80,000
3112299	Other Machinery & Equipment	281,099	280,586	500,000	250,000	250,000	250,000
	Acquisition of Fixed Assets	17,524,823	4,530,861	10,050,000	8,000,000	10,000,000	8,000,000
	Acquisition of Non-Financial Assets	17,524,823	4,530,861	10,050,000	8,000,000	10,000,000	8,000,000
	ROYAL BAHAMAS DEFENCE FORCE TOTAL EXPENSES	17,524,823	4,530,861	10,050,000	8,000,000	10,000,000	8,000,000

The Accounting Officer for this Head is the COMMODORE

[Head 033] MINISTRY OF PUBLIC WORKS



ITEM NO.	TITLE OF ITEM	PROVISIONAL EXPENDITURE		APPROVED ESTIMATES	ESTIMATES	PRELIMINARY FORECAST ESTIMATES	PRELIMINARY FORECAST ESTIMATES
		ACTUAL EXPENDITURE	(PROVISIONAL) JUL - MAR				
		2017/2018 \$	2018/2019 \$	2018/2019 \$	2019/2020 \$	2020/2021 \$	2021/2022 \$
28000EE	Other Payments						
28200EE	Transfers N.E.C.						
2822001	Project Related Capital Expenditure	607,984	314,800	3,049,500	0	0	0
2822002	Manufacture of Motor Vehicle Licence Plates	15,635	0	0	0	0	0
2822003	National Disaster Refund	12,646,795	1,321,253	5,228,000	5,550,001	5,651,010	4,100,009
2822022	Research, Surveys, Studies, Evaluations	2,841,965	2,259,614	2,450,000	5,000,000	5,500,000	5,700,000
2822025	IDB Capital Projects	15,750	233,878	4,735,500	3,493,000	3,493,000	3,493,000
	Transfers N.E.C.	16,128,129	4,129,545	15,463,000	14,043,001	14,644,010	13,293,009
	OTHER CHARGES	16,128,129	4,129,545	15,463,000	14,043,001	14,644,010	13,293,009
31000EE	Acquisition of Non-Financial Assets						
31100EE	Acquisition of Fixed Assets						
3111201	Construction of Schools	3,820,966	2,104,549	3,380,000	0	0	0
3111207	Building Maintenance	4,516,459	4,750,399	12,500,000	11,618,231	11,618,231	11,618,231
3111255	Marsh Harbour International Airport	20,497	0	0	0	0	0
3111268	Construction of Gymnasiums	1,134,936	925,854	2,300,000	4,846,162	4,846,162	4,903,479
3111301	Bridge Repair & Maintenance	0	0	0	8,746,000	8,746,000	9,179,330
3111302	Ports & Docks	10,487,994	5,280,667	10,000,000	1,600,000	1,600,000	1,600,000
3111303	Sidewalks	544,023	411,974	1,500,000	400,000	400,000	400,000
3111306	Other Infrastructure	912,494	487,153	15,000,000	10,826,816	9,226,816	10,509,500
3111307	Road Repairs & Maintenance	46,218,117	23,421,464	31,500,000	18,219,688	22,724,179	22,790,849
3111309	Hurricane Precautions	298,770	127,699	200,000	400,000	400,000	400,000
3111311	Cemeteries Improvements & Upkeep	663,983	343,331	1,120,000	2,000,000	2,000,000	2,000,000
3111313	Maintenance - Standposts/Faucets/Wells/Drains	136,980	134,035	100,000	1,108,000	1,108,000	1,108,000
3111321	New Providence Roadworks	483,479	497,161	2,000,000	9,000,000	9,500,000	9,500,000
3111338	Construction & Expansion - Buildings & Structures	3,550,283	9,828,999	15,000,000	6,408,352	6,408,352	6,408,352
3111375	Road Construction - New Providence	955,847	3,032,308	8,000,000	0	0	0
3111399	Other Structures	675,420	604,134	1,100,000	1,480,000	1,480,000	1,480,000
3111403	Improvement of Parks & Grounds	430,206	0	0	15,000	15,500	15,500
3112101	Acquisition of Transportation Equipment (Land)	0	1,274,650	0	0	0	0
3112202	Equipment Maintenance	243,243	49,172	490,000	383,750	383,750	383,750
3112203	Other Office Equip & Furniture	23,297	28,861	0	55,000	40,000	30,000
3112210	Landscape Equipment	297,043	0	0	50,000	60,000	80,000
3112211	Machinery & Generators Mainten	317,059	365,309	1,019,350	1,300,000	1,300,000	1,300,000
3113005	Software	0	0	0	617,915	750,000	500,000
3113006	Hardware	0	0	0	617,915	750,000	500,000
	Acquisition of Fixed Assets	75,731,096	53,667,719	105,209,350	79,692,829	83,356,990	84,706,991
	Acquisition of Non-Financial Assets	75,731,096	53,667,719	105,209,350	79,692,829	83,356,990	84,706,991
	MINISTRY OF PUBLIC WORKS TOTAL EXPENSES	91,859,225	57,797,264	120,672,350	93,735,830	98,001,000	98,000,000

The Accounting Officer for this Head is the PERMANENT SECRETARY

[Head 038] MINISTRY OF EDUCATION



ITEM NO.	TITLE OF ITEM	PROVISIONAL EXPENDITURE		APPROVED ESTIMATES	ESTIMATES	PRELIMINARY FORECAST ESTIMATES	PRELIMINARY FORECAST ESTIMATES
		ACTUAL EXPENDITURE	(PROVISIONAL) JUL - MAR				
		2017/2018 \$	2018/2019 \$	2018/2019 \$	2019/2020 \$	2020/2021 \$	2021/2022 \$
28000EE	Other Payments						
28200EE	Transfers N.E.C.						
2822021	Tertiary Education Reform (UB)	0	2,000,000	2,000,000	2,000,000	2,000,000	2,000,000
2822033	BTVI CDB Loan	0	0	0	2,700,000	2,700,000	2,700,000
	Transfers N.E.C.	0	2,000,000	2,000,000	4,700,000	4,700,000	4,700,000
	OTHER CHARGES	0	2,000,000	2,000,000	4,700,000	4,700,000	4,700,000
31000EE	Acquisition of Non-Financial Assets						
31100EE	Acquisition of Fixed Assets						
3111201	Construction of Schools	11,247,031	12,129,847	4,300,000	4,626,913	6,507,457	6,039,255
3111207	Building Maintenance	0	5,864	50,000	100,000	100,000	100,000
3111209	Bahamas Vocational & Technical	316,302	2,375,000	3,500,000	3,500,000	3,500,000	3,500,000
3111215	Government Buildings	15,639,225	12,145,521	8,000,000	4,241,429	5,624,034	7,220,714
3111286	New Primary & Secondary Schools	5,564,631	4,507,900	6,000,000	13,571,382	17,018,502	18,339,438
3111402	Fencing	0	0	120,000	150,000	150,000	150,000
3111404	School Ground Improvements	756,645	454,066	1,000,000	1,000,000	1,000,000	1,047,600
3112101	Acquisition of Transportation Equipment (Land)	0	0	0	1,203,175	0	0
3112201	Computers	7,487	1,149,715	1,400,000	500,000	500,000	500,000
3112203	Other Office Equip & Furniture	180,069	300,753	1,200,000	1,032,219	1,500,000	1,500,000
3112204	Security & Communication Equip	139,334	38,494	40,000	103,830	290,000	290,000
3112299	Other Machinery & Equipment	0	2,219,380	5,500,000	11,258,052	8,515,007	8,614,993
	Acquisition of Fixed Assets	33,850,724	35,326,540	31,110,000	41,287,000	44,705,000	47,302,000
	Acquisition of Non-Financial Assets	33,850,724	35,326,540	31,110,000	41,287,000	44,705,000	47,302,000
	MINISTRY OF EDUCATION TOTAL EXPENSES	33,850,724	37,326,540	33,110,000	45,987,000	49,405,000	52,002,000

The Accounting Officer for this Head is the PERMANENT SECRETARY

[Head 040] MINISTRY OF TRANSPORT & LOCAL GOVERNMENT



ITEM NO.	TITLE OF ITEM	PROVISIONAL EXPENDITURE		APPROVED ESTIMATES	ESTIMATES	PRELIMINARY FORECAST	PRELIMINARY FORECAST
		ACTUAL EXPENDITURE	(PROVISIONAL)			ESTIMATES	ESTIMATES
		2017/2018 \$	JUL - MAR 2018/2019 \$	2018/2019 \$	2019/2020 \$	2020/2021 \$	2021/2022 \$
31000EE	Acquisition of Non-Financial Assets						
31100EE	Acquisition of Fixed Assets						
3111315	Upkeep of Navigation/Aids/Light	0	0	0	50,000	50,000	50,000
3111341	Renovation of Government Buildings	0	0	0	450,000	450,000	450,000
	Acquisition of Fixed Assets	0	0	0	500,000	500,000	500,000
	Acquisition of Non-Financial Assets	0	0	0	500,000	500,000	500,000
	MINISTRY OF TRANSPORT & LOCAL GOVERNMENT TOTAL EXPENSES	0	0	0	500,000	500,000	500,000

The Accounting Officer for this Head is the FINANCIAL SECRETARY

[Head 045] DEPARTMENT OF HOUSING



ITEM NO.	TITLE OF ITEM	PROVISIONAL EXPENDITURE		APPROVED ESTIMATES	ESTIMATES	PRELIMINARY FORECAST	PRELIMINARY FORECAST
		ACTUAL EXPENDITURE	(PROVISIONAL)			ESTIMATES	ESTIMATES
		2017/2018 \$	JUL - MAR 2018/2019 \$	2018/2019 \$	2019/2020 \$	2020/2021 \$	2021/2022 \$
31000EE	Acquisition of Non-Financial Assets						
31100EE	Acquisition of Fixed Assets						
3111306	Other Infrastructure	0	0	0	3,000,000	3,000,000	3,000,000
3111399	Other Structures	0	368,604	5,000,000	0	0	0
	Acquisition of Fixed Assets	0	368,604	5,000,000	3,000,000	3,000,000	3,000,000
	Acquisition of Non-Financial Assets	0	368,604	5,000,000	3,000,000	3,000,000	3,000,000
	DEPARTMENT OF HOUSING TOTAL EXPENSES	0	368,604	5,000,000	3,000,000	3,000,000	3,000,000

The Accounting Officer for this Head is the PERMANENT SECRETARY

[Head 053] PORT DEPARTMENT



ITEM NO.	TITLE OF ITEM	PROVISIONAL EXPENDITURE		APPROVED ESTIMATES	ESTIMATES	PRELIMINARY FORECAST	PRELIMINARY FORECAST
		ACTUAL EXPENDITURE	(PROVISIONAL)			ESTIMATES	ESTIMATES
		2017/2018	JUL - MAR 2018/2019	2018/2019	2019/2020	2020/2021	2021/2022
		\$	\$	\$	\$	\$	\$
31000EE	Acquisition of Non-Financial Assets						
31100EE	Acquisition of Fixed Assets						
3111315	Upkeep of Navigation/Aids/Light	0	252,438	500,000	0	0	0
	Acquisition of Fixed Assets	0	252,438	500,000	0	0	0
	Acquisition of Non-Financial Assets	0	252,438	500,000	0	0	0
	PORT DEPARTMENT TOTAL EXPENSES	0	252,438	500,000	0	0	0

The Accounting Officer for this Head is the PORT CONTROLLER

[Head 056] MINISTRY OF AGRICULTURE & MARINE RESOURCES



ITEM NO.	TITLE OF ITEM	PROVISIONAL EXPENDITURE		APPROVED ESTIMATES	ESTIMATES	PRELIMINARY FORECAST	PRELIMINARY FORECAST
		ACTUAL EXPENDITURE	(PROVISIONAL)			ESTIMATES	ESTIMATES
		2017/2018 \$	JUL - MAR 2018/2019 \$	2018/2019 \$	2019/2020 \$	2020/2021 \$	2021/2022 \$
31000EE	Acquisition of Non-Financial Assets						
31100EE	Acquisition of Fixed Assets						
3111207	Building Maintenance	0	0	300,000	0	0	0
3111241	Repairs - Packing Houses/Produce Exchanges	0	0	200,000	390,000	390,000	390,000
3112101	Acquisition of Transportation Equipment (Land)	0	0	340,000	87,900	87,900	87,900
3112102	Sea Vessels	0	0	0	170,000	170,000	170,000
3112230	Purchase of Heavy Equipment	0	0	0	132,100	132,100	132,100
	Acquisition of Fixed Assets	0	0	840,000	780,000	780,000	780,000
	Acquisition of Non-Financial Assets	0	0	840,000	780,000	780,000	780,000
	MINISTRY OF AGRICULTURE & MARINE RESOURCES TOTAL EXPENSES	0	0	840,000	780,000	780,000	780,000

The Accounting Officer for this Head is the PERMANENT SECRETARY

[Head 060] MINISTRY OF HEALTH



ITEM NO.	TITLE OF ITEM	PROVISIONAL EXPENDITURE		APPROVED ESTIMATES	ESTIMATES	PRELIMINARY FORECAST ESTIMATES	PRELIMINARY FORECAST ESTIMATES
		ACTUAL EXPENDITURE	(PROVISIONAL) JUL - MAR				
		2017/2018 \$	2018/2019 \$				
31000EE	Acquisition of Non-Financial Assets						
31100EE	Acquisition of Fixed Assets						
3111203	Upkeep Community Clinics	0	536,303	12,000,000	9,000,000	9,000,000	9,000,000
3111205	Hospital & Medical Facilities	0	0	12,000,000	3,000,000	3,000,000	3,000,000
	Acquisition of Fixed Assets	0	536,303	24,000,000	12,000,000	12,000,000	12,000,000
	Acquisition of Non-Financial Assets	0	536,303	24,000,000	12,000,000	12,000,000	12,000,000
	MINISTRY OF HEALTH TOTAL EXPENSES	0	536,303	24,000,000	12,000,000	12,000,000	12,000,000

The Accounting Officer for this Head is the PERMANENT SECRETARY

[Head 067] MINISTRY OF TOURISM & AVIATION



ITEM NO.	TITLE OF ITEM	PROVISIONAL EXPENDITURE		APPROVED ESTIMATES	ESTIMATES	PRELIMINARY FORECAST	PRELIMINARY FORECAST
		ACTUAL EXPENDITURE	(PROVISIONAL)			ESTIMATES	ESTIMATES
		2017/2018	JUL - MAR 2018/2019			2018/2019	2019/2020
		\$	\$	\$	\$	\$	\$
31000EE	Acquisition of Non-Financial Assets						
31100EE	Acquisition of Fixed Assets						
3111317	Family Island Airports Improvement	0	0	0	2,000,000	2,000,000	2,000,000
	Acquisition of Fixed Assets	0	0	0	2,000,000	2,000,000	2,000,000
	Acquisition of Non-Financial Assets	0	0	0	2,000,000	2,000,000	2,000,000
	MINISTRY OF TOURISM & AVIATION TOTAL EXPENSES	0	0	0	2,000,000	2,000,000	2,000,000

The Accounting Officer for this Head is the FINANCIAL SECRETARY

[Head 072] MINISTRY OF THE ENVIRONMENT & HOUSING



ITEM NO.	TITLE OF ITEM	PROVISIONAL EXPENDITURE		APPROVED ESTIMATES	ESTIMATES	PRELIMINARY FORECAST ESTIMATES	PRELIMINARY FORECAST ESTIMATES
		ACTUAL EXPENDITURE	(PROVISIONAL)				
		2017/2018	JUL - MAR 2018/2019				
		\$	\$	\$	\$	\$	\$
28000EE	Other Payments						
28200EE	Transfers N.E.C.						
2822001	Project Related Capital Expenditure	0	798,916	4,131,000	2,900,000	2,900,000	2,900,000
	Transfers N.E.C.	0	798,916	4,131,000	2,900,000	2,900,000	2,900,000
	OTHER CHARGES	0	798,916	4,131,000	2,900,000	2,900,000	2,900,000
31000EE	Acquisition of Non-Financial Assets						
31100EE	Acquisition of Fixed Assets						
3111308	New Lighting Infrastructure	0	0	0	298,000	298,000	298,000
	Acquisition of Fixed Assets	0	0	0	298,000	298,000	298,000
	Acquisition of Non-Financial Assets	0	0	0	298,000	298,000	298,000
	MINISTRY OF THE ENVIRONMENT & HOUSING TOTAL EXPENSES	0	798,916	4,131,000	3,198,000	3,198,000	3,198,000

The Accounting Officer for this Head is the PERMANENT SECRETARY

[Head 073] DEPARTMENT OF TRANSFORMATION & DIGITIZATION



ITEM NO.	TITLE OF ITEM	PROVISIONAL EXPENDITURE		APPROVED ESTIMATES	ESTIMATES	PRELIMINARY FORECAST	PRELIMINARY FORECAST
		ACTUAL EXPENDITURE	(PROVISIONAL)			ESTIMATES	ESTIMATES
		2017/2018	JUL - MAR 2018/2019			2018/2019	2019/2020
		\$	\$	\$	\$	\$	\$
28000EE	Other Payments						
28200EE	Transfers N.E.C.						
2822001	Project Related Capital Expenditure	0	0	0	5,000,000	4,900,000	4,900,000
2822022	Research, Surveys, Studies, Evaluations	0	0	0	700,000	700,000	700,000
	Transfers N.E.C.	0	0	0	5,700,000	5,600,000	5,600,000
	OTHER CHARGES	0	0	0	5,700,000	5,600,000	5,600,000
31000EE	Acquisition of Non-Financial Assets						
31100EE	Acquisition of Fixed Assets						
3112218	Data Centre Maintenance/Backup System	0	0	0	500,000	500,000	500,000
3113002	Minor Capital Projects	0	0	0	600,000	600,000	600,000
3113005	Software	0	0	0	200,000	300,000	300,000
	Acquisition of Fixed Assets	0	0	0	1,300,000	1,400,000	1,400,000
	Acquisition of Non-Financial Assets	0	0	0	1,300,000	1,400,000	1,400,000
	DEPARTMENT OF TRANSFORMATION & DIGITIZATION TOTAL EXPENSES	0	0	0	7,000,000	7,000,000	7,000,000

The Accounting Officer for this Head is the PERMANENT SECRETARY

[HEAD 001-074] CAPITAL EXPENDITURES HEAD SUMMARY




HEAD NO.	MINISTRY/DEPARTMENT	PROVISIONAL EXPENDITURE		APPROVED ESTIMATES	ESTIMATES	PRELIMINARY	PRELIMINARY
		ACTUAL	(PROVISIONAL)			FORECAST	FORECAST
		EXPENDITURE				ESTIMATES	ESTIMATES
			JUL - MAR				
		2017/2018	2018/2019	2018/2019	2019/2020	2020/2021	2021/2022
		\$	\$	\$	\$	\$	\$
		<hr/>					
	GRAND TOTAL	268,707,198	128,002,357	299,319,008	235,000,000	248,001,000	257,000,000
		<hr/> <hr/>					

OVERALL ESTIMATES OF EXPENDITURES



TITLE OF ITEM	PROVISIONAL EXPENDITURE		APPROVED ESTIMATES	ESTIMATES	PRELIMINARY FORECAST	PRELIMINARY FORECAST
	ACTUAL EXPENDITURE	(PROVISIONAL) EXPENDITURE			ESTIMATES	ESTIMATES
	2017/2018	JUL - MAR 2018/2019	2018/2019	2019/2020	2020/2021	2021/2022
	\$	\$	\$	\$	\$	\$
RECURRENT	2,188,578,845	1,718,253,086	2,635,683,569	2,530,048,937	2,551,099,715	2,593,061,720
CAPITAL DEVELOPMENT	268,707,198	128,002,357	299,319,008	235,000,000	248,001,000	257,000,000
ESTIMATES FOR EXPENDITURES	2,457,286,043	1,846,255,443	2,935,002,577	2,765,048,937	2,799,100,715	2,850,061,720



ANNEXES

ANNEX 1 - [Head 027] PUBLIC DEBT REDEMPTION & SINKING FUNDS



ITEM NO.	TITLE OF ITEM	PROVISIONAL EXPENDITURE		APPROVED ESTIMATES	ESTIMATES	PRELIMINARY FORECAST ESTIMATES	PRELIMINARY FORECAST ESTIMATES
		ACTUAL EXPENDITURE	(PROVISIONAL) JUL - MAR				
		2017/2018 \$	2018/2019 \$	2018/2019 \$	2019/2020 \$	2020/2021 \$	2021/2022 \$
33130EE	Debt Securities						
5313020	BGRS 50.0M (10/08/98) 2012-2018	0	20,000,000	20,000,000	0	0	0
5313022	BGRS \$30.0M (21/10/98) 2008-2018	0	10,000,000	10,000,000	0	0	0
5313023	BGRS \$50.0M (21/07/99) 2011-2019	0	10,000,000	10,000,000	10,000,000	0	0
5313024	BGRS \$30.0M 2018-2020 (21/09/00) File #59	0	10,000,000	10,000,000	10,000,000	10,000,000	0
5313025	BGRS \$25.8M 2013-2020 (25/10/00) File #58	0	0	0	10,000,000	10,000,000	0
5313026	BGRS \$34.3M 2019-2021 (30/07/01)	0	0	0	10,000,000	10,000,000	14,300,000
5313027	BGRS \$40.9478M 2018-2021 (12/01/02)	0	10,000,000	10,000,000	10,000,000	10,000,000	10,947,800
5313028	BGRS 20.465M 2020-2021 (26/04/	0	0	0	10,000,000	10,465,000	0
5313029	BGRS \$60.0M 2017-2022 (06/09/02)	0	0	0	8,000,000	15,000,000	15,000,000
5313030	BGRS \$65.0M 2015-2022 (04/12/02)	0	0	0	0	15,000,000	15,000,000
5313031	Treasury Stock B\$61.1M (08/04/2003) 2019-2023 {Oct/Apr}	0	0	15,000,000	0	15,000,000	15,000,000
5313033	Treasury Stock B\$100M (29/07/2004) 2015-2024 {Jul/Jan}	0	10,000,000	10,000,000	0	10,000,000	10,000,000
5313034	Treasury Stock B\$100M (22/10/2004) 2015-2024 {Oct/Apr}	0	0	0	15,000,000	0	0
5313035	BGRS 40.4666M(27/04/05) 2020-2025	0	0	0	5,466,600	0	0
5313036	Treasury Stock B\$75.0M (18/07) (2021-2026) {July/Jan}	0	0	0	0	10,000,000	0
5313037	Treasury Stock B\$31.5009M (28/11/07) 2018-30 {Nov/May}	0	10,000,000	10,000,000	0	6,500,900	0
5313038	Treasury Stock B\$100M (19/10/2010) 2015-2030 {Oct/Apr}	0	0	0	20,000,000	0	0
5313039	Treasury Stock B\$100M (15/08/2011) 2016-2032 {Aug/Feb}	0	10,000,000	10,000,000	0	10,000,000	0
5313040	Treasury Stock B\$60M (10/11/2011) 2016-2028 {Nov/May}	0	10,000,000	10,000,000	0	10,000,000	0
5313041	Treasury Stock B\$10.6359M (26/12/12) 2019-2021 {Dec/Jun}	0	0	2,000,000	4,635,900	4,000,000	0
5313043	Treasury Stock B\$100M (25/09/2012) 2016-2032 {Sept/Mar}	0	0	0	15,000,000	0	0
5313044	Treasury Stock B\$70M 2020-34 {Jul/Jan}	0	0	0	0	5,000,000	0
5313045	Treasury Stock B\$35M (30/10/14) 2019-2021	0	0	0	10,400,000	0	4,600,000
5313047	Treasury Stock B\$75.0M (14/07/2017) 2020-2037	0	0	0	0	5,000,000	0
5313048	Treasury Stock B\$200M (16/07/19) 2017-31	0	20,000,000	20,000,000	0	20,000,000	20,000,000
5313049	Treasury Stock B\$20M (13/10/16) 2019	0	0	0	20,000,000	0	0
5313050	Treasury Stock B\$120M (27/10/16) 2018	0	120,000,000	120,000,000	0	0	0
5313051	Treasury Stock \$62M (13/10/2017) 2027-2037	0	0	0	0	5,000,000	0
5313052	BGRS \$75 Million (28/03/19) 2020	0	75,000,000	75,000,000	75,000,000	0	0
5313053	BGRS \$75 Million (April, 2018)	0	0	75,000,000	75,000,000	0	0
5313055	Treasury Stock B\$28M (23/11/99) 2016-2019) (November/May)	0	10,000,000	10,000,000	10,000,000	0	0
5313056	Royal Fidelity Bahamas Government Stock (17/12/14) 2017-2044 (Dec/Jun)	0	16,055,000	16,055,000	45,100,000	7,520,700	85,826,000

ANNEX 1 - [Head 027] PUBLIC DEBT REDEMPTION & SINKING FUNDS



ITEM NO.	TITLE OF ITEM	PROVISIONAL EXPENDITURE		APPROVED ESTIMATES	ESTIMATES	PRELIMINARY FORECAST ESTIMATES	PRELIMINARY FORECAST ESTIMATES
		ACTUAL EXPENDITURE	(PROVISIONAL) EXPENDITURE				
		2017/2018 \$	JUL - MAR 2018/2019 \$	2018/2019 \$	2019/2020 \$	2020/2021 \$	2021/2022 \$
5313057	Royal Fidelity Bgtn	0	229,042	0	0	0	0
5313058	BGRS \$129 Million (2018) 2021-2048	0	0	0	0	0	3,058,400
5313059	BGRS B\$110M (2021-2038) Jul-Sep	0	0	0	0	0	8,000,000
5313060	Treasury Stock \$5M 2021 {Oct/Apr} Issue no.111	0	0	0	0	0	5,000,000
5313061	Treasury Stock B\$20.0M (2021-2038) 23/02/18 {Feb/Aug}	0	0	0	0	1,000,000	20,000,000
5313062	BGRS ISSUE 126 \$75 Million {Apr/Oct} 29th	0	0	0	75,000,000	0	0
5313064	Treasury Stock B\$75.0M (07/09) 2021-2025 {Sept/Mar}	0	0	0	0	0	15,000,000
5313066	Treasury Stock B\$40.0M (2022-2025) 27/4/05 {Oct/Apr}	0	0	0	0	0	10,000,000
5313067	Treasury Stock B\$100M(22/9/06) 2021-2026 {Sept/March}	0	0	0	0	0	10,000,000
	Debt Securities	0	341,284,042	433,055,000	438,602,500	189,486,600	261,732,200
33140EE	Domestic Loans						
5314004	GOB \$130 Million Club Loan	0	24,375,000	32,500,000	32,500,000	32,500,000	16,250,000
5314005	RBC Capital Works Loans	0	487,459	654,654	700,236	748,992	801,145
5314007	RBC \$100 Million Loan	0	0	0	22,222,224	22,222,224	22,222,224
5314008	Repayment of Central Bank Advances	0	0	134,700,000	0	0	0
5314009	FCIB \$100M Syndicate Loan	0	15,000,000	20,000,000	20,000,000	20,000,000	20,000,000
5314010	FCIB \$75M Credit Facility	0	3,750,000	0	15,000,000	15,000,000	15,000,000
	Domestic Loans	0	43,612,459	187,854,654	90,422,460	90,471,216	74,273,369
33200EE	Foreign Liabilities						
5324001	IADB 2756/OC-BH Trade Sector Support Loan (Aug/Feb)	0	674,760	564,370	694,760	684,760	674,760
5324002	IADB 2758/OC-BH Social Safety Net Reform Loan (Aug/Feb)	0	206,807	206,807	207,808	306,808	406,808
5324004	Provision For New Borrowings	0	0	0	10,000,000	10,000,000	10,000,000
5324008	IDB 1266/OC-BH \$21.0M Infrastructure Rehabilitation	0	1,263,910	1,263,910	1,263,910	1,263,910	0
5324009	IDB 1320/OC-BH Transport Programme	0	1,625,439	3,250,879	3,250,880	3,250,879	1,625,439
5324011	IDB 1695/OC-BH Education Support Programme	0	885,819	885,820	592,210	551,905	211,600
5324012	IADB 1988/OC-BH Supplementary Financing	0	2,383,801	4,767,602	4,767,602	4,767,602	4,767,602
5324013	CDB 09/OR-BHA Loan US\$10.109M	0	441,075	899,409	888,100	888,100	888,100
5324014	Airport Highway Project Loan	0	3,531,326	3,607,377	3,866,185	3,866,185	3,866,185
5324015	Air Transport Reform Programme (2682/83) OC-BH Loan	0	583,093	3,574,110	3,766,185	3,766,185	3,766,185
5324016	North Abaco Port/Abaco Bridge (Sept/Mar)	0	2,462,626	2,515,662	2,515,662	2,515,662	2,515,662
5324017	IADB 2773/OC-BH NPTP S.F. II	0	1,421,715	2,843,430	2,843,430	2,843,430	2,843,430

ANNEX 1 - [Head 027] PUBLIC DEBT REDEMPTION & SINKING FUNDS



ITEM NO.	TITLE OF ITEM	PROVISIONAL	EXPENDITURE	APPROVED ESTIMATES	ESTIMATES	PRELIMINARY FORECAST ESTIMATES	PRELIMINARY FORECAST ESTIMATES
		ACTUAL EXPENDITURE	(PROVISIONAL)				
		2017/2018 \$	JUL - MAR 2018/2019 \$				
5324019	CDB 02/SFR-BHA (29/08/13) US\$750,000 2023	0	61,854	82,473	82,473	82,473	82,473
5324020	US\$16.7M IADB LOAN#1617/OC-BH	0	119,351	238,702	238,702	238,702	238,700
5324021	US \$21.0M IDB Loan 848/OC-BH (EDUC)	0	648,001	1,296,002	1,296,002	0	0
5324022	EEC Rural Energy Project (1991) 2000-2030	0	29,274	30,072	30,334	30,684	31,034
5324023	Food Technology Laboratory Complex	0	9,185	19,180	19,385	19,487	19,589
5324026	IDB 1170/OC-BH (\$23.5M) Solid Waste Management	0	750,307	1,500,614	750,307	0	0
5324028	Export/Import Bank of China Loan	0	311,334	318,039	328,039	328,039	328,039
5324032	Deutsche Bank RBDF Atradius Credit Facilities (A & B)	0	20,169,711	21,164,476	21,174,476	21,174,476	18,518,203
5324033	Credit Suisse CHF 100 Million Loan	0	15,503,776	15,403,099	15,503,099	15,503,099	15,503,099
5324034	Credit Suisse CHF 150 Million Loan	0	23,154,657	24,071,539	24,852,117	24,852,117	24,852,117
5324035	Deutsche Bank 72M Euro Senior Unsecured Notes Loan	0	0	0	0	88,605,000	0
5324038	IADB 3340/OC-BH Loan	0	0	0	0	0	1,650,000
5324039	IADB 3499/OC-BH Loan	0	0	0	0	0	1,000,000
	Foreign Liabilities	0	76,237,821	88,503,572	98,931,666	185,539,503	93,789,025
	Repayments	0	461,134,322	709,413,226	627,956,626	465,497,319	429,794,594
32000EE	Acquisition of Financial Assets (Sinking Fund)						
5212001	Sinking Fund Har. Malcolm Property Purchase Loan	0	0	0	1,486	1,486	1,486
5212002	The Clifton Heritage Authority	0	0	0	1,130,521	1,130,521	1,130,521
5222001	USD \$200.0M BOND (6.625%)	0	0	0	3,700,000	3,700,000	3,700,000
5222002	US \$100M Bond	0	0	0	1,700,000	1,700,000	1,700,000
5222003	USD \$750M 6% Notes (2017-2028)	0	0	0	39,959,088	39,959,088	39,959,088
	Acquisition of Financial Assets (Sinking Fund)	0	0	0	46,491,095	46,491,095	46,491,095
	PUBLIC DEBT REDEMPTION & SINKING FUNDS TOTAL	0	461,134,322	709,413,226	674,447,721	511,988,414	476,285,689

The Accounting Officer for this Head is the DIRECTOR

In prior years, Public Debt Redemption was accounted for within HEAD 22 (Treasury), as shown below.

33000EE	Repayments	1,072,345,080	0	0	0	0	0
---------	------------	---------------	---	---	---	---	---

ANNEX 2 - SUBVENTIONS



ITEM NO.	TITLE OF ITEM	PROVISIONAL EXPENDITURE		APPROVED ESTIMATES	ESTIMATES	PRELIMINARY FORECAST ESTIMATES	PRELIMINARY FORECAST ESTIMATES
		ACTUAL EXPENDITURE	(PROVISIONAL) JUL - MAR				
		2017/2018 \$	2018/2019 \$	2018/2019 \$	2019/2020 \$	2020/2021 \$	2021/2022 \$
2821408	Broadcasting Corporation of The Bahamas	0	5,959,287	7,977,420	7,578,549	7,977,420	8,176,856
2821412	Clifton Heritage Authority	2,506,299	1,378,511	2,331,000	2,214,450	2,331,000	2,389,275
2821413	The Antiquities, Monuments & Museum Corporation	2,325,000	1,856,250	2,475,000	2,351,250	2,475,000	2,536,875
2511205	Water & Sewerage Corporation Development Projects	30,000,000	16,666,667	25,000,000	25,000,000	25,000,000	20,500,000
2821418	Straw Market Authority	465,398	0	495,000	495,000	495,000	495,000
2511206	Operation - University of The Bahamas	32,733,043	20,826,087	31,574,773	30,744,773	30,744,773	30,744,773
2511207	Operation - Bahamas Technical & Vocational Insitute	5,502,691	5,877,335	8,103,113	6,103,113	6,103,113	6,103,113
2511208	National Arts Gallery	1,188,000	1,162,500	1,550,000	1,550,000	1,550,000	1,550,000
2821416	National Sports Authority	2,801,442	2,250,000	3,000,000	2,850,000	3,000,000	3,000,000
2821409	Bahamas Agricultural & Industrial Corporation	6,240,000	3,999,440	4,000,000	6,219,000	6,250,000	6,500,000
2821624	Bahamas Agricultural Health and Food Safety Authority (BAHFSA)	500,000	525,000	700,000	700,000	850,000	1,300,000
2821628	School of Agriculture & Marine Science (Andros)	7,999,999	5,250,000	7,000,000	8,060,000	8,000,000	8,000,000
2511210	National Health Insurance Authority	15,889,200	13,333,333	20,000,000	20,000,000	20,000,000	20,500,000
2511213	Public Hospitals Authority	211,616,433	177,909,819	216,000,000	223,455,825	226,000,000	226,050,000
2271001	Operation of Department of Public Health	5,829,201	5,478,686	6,500,000	0	0	0
2511203	Bahamasair Holdings Ltd.	13,067,999	7,796,250	13,365,000	22,393,444	19,365,000	19,365,000
2821407	Operational Expenses - Airport Authority	5,453,824	2,200,319	6,177,806	6,177,806	6,177,806	6,332,251
2821410	Hotel Corporation of The Bahamas	880,000	324,577	562,488	562,488	562,488	562,488
2821411	Nassau Flight Services	1,760,000	1,050,000	1,800,000	1,800,000	2,000,000	2,050,000
2821414	Operation - The Gaming Board	0	3,699,817	6,342,544	6,342,544	6,442,544	6,501,108
2821417	Bahamas Civil Aviation Authority	17,391,735	14,812,164	18,504,601	19,131,601	19,604,601	19,967,216
2271001	National Training Agency	930,000	738,750	985,000	990,975	985,000	985,000
2821415	The Bahamas Public Parks and Beaches Authority	15,634,000	11,339,464	13,850,000	19,100,000	19,100,000	19,100,000
TOTAL SUBVENTIONS		380,714,264	304,434,256	398,293,745	413,820,818	415,013,745	412,708,955

ANNEX 3 - SUMMARY RECURRENT EXPENDITURES BY PROGRAMME



PROG NO.	TITLE OF PROGRAMME	PROVISIONAL EXPENDITURE		APPROVED ESTIMATES	ESTIMATES	PRELIMINARY FORECAST ESTIMATES	PRELIMINARY FORECAST ESTIMATES
		ACTUAL EXPENDITURE	(PROVISIONAL) JUL - MAR				
		2017/2018 \$	2018/2019 \$				
0100	General Administration	2,022,662,606	1,612,110,714	2,455,553,439	2,288,581,563	2,306,679,805	2,329,366,181
0103	Pension Administration	94,998,525	75,543,414	100,000,000	106,100,000	106,100,000	110,600,000
0105	Insurance Administration	63,852,746	24,077,231	72,005,000	70,000,000	70,600,000	85,000,000
0106	Disaster Management	0	0	0	500,000	500,000	500,000
0108	Magistry	0	0	0	355,560	573,500	577,175
0112	Voter Registration and Elections Management	0	0	0	54,000	54,000	54,000
0125	Statistical Services	0	0	0	1,460,215	1,639,700	1,639,700
0126	Household Expenditure Survey	0	0	0	10,450	12,000	12,000
0144	After School Programme	393,774	143,670	344,000	344,000	361,200	379,260
0149	National Parenting Programme	16,443	21,219	30,000	30,000	30,000	30,000
0150	Simpson Penn Centre For Boys	135,661	122,650	290,000	290,000	290,000	290,000
0151	Willie Mae Pratt Centre For Girls	133,922	105,664	233,000	233,000	233,000	233,000
0153	Fresh Start	0	86,628	0	332,500	350,000	353,500
0168	Health Education Promotion	31,713	14,257	35,000	35,000	35,000	35,875
0170	Nursing Council	0	85,536	0	0	0	0
0171	National Breast Cancer Initiative	0	0	10,000	10,000	10,000	10,250
0172	Chronic Non-Communicable Diseases	1,073	0	15,000	15,000	15,000	15,000
0173	National Drug Council	39,991	5,376	51,000	51,000	51,000	52,275
0174	Family Planning	0	0	150,000	150,000	150,000	153,750
0175	Department of Public Health	5,859,049	5,487,132	6,500,000	5,975,606	6,146,904	6,028,331
0177	Maternal & Child Health Progrm	2,043	463	10,000	10,000	10,000	10,250
0178	National Blood/Voluntary Blood	0	0	1,500	1,500	1,500	1,538
0192	Bulk Waste Removal	439,419	437,550	435,000	2,313,250	2,435,000	2,435,000
0193	Tourism Policy and Administration	0	0	0	12,054,829	12,289,799	12,342,299
0194	Promotions and Marketing	0	0	0	38,328,987	39,676,490	40,076,490
0197	Cadet Programme	11,881	11,583	20,630	20,675	26,200	31,230
0200	Back Yard Farming	0	0	0	243,485	266,300	266,300
0201	Transfer Stations	0	0	0	95,000	110,000	115,000
0203	Universal Pre Primary Education Initiative	0	0	0	2,183,317	2,183,317	2,183,317
0223	Midwifery	0	0	0	170,000	170,000	170,000
0224	ER Nursing	0	0	0	100,000	100,000	100,000
TOTAL		2,188,578,846	1,718,253,087	2,635,683,569	2,530,048,937	2,551,099,715	2,593,061,721

MEMORANDUM

Consistent with Government Finance Statistics (GFS) methodology, Public Debt Redemption is treated as a financial transaction and, therefore, has no impact on the deficit. Public Debt Servicing interest is now being shown separately as HEAD 26.

PUBLIC DEBT SERVICING-REDEMP	1,072,345,080	461,134,320	709,413,226	674,447,721	511,988,414	476,285,689
-------------------------------------	----------------------	--------------------	--------------------	--------------------	--------------------	--------------------

ANNEX 4 - RECURRENT EXPENDITURES BY PROGRAMME



PROG NO.	TITLE OF PROGRAMME	PROVISIONAL EXPENDITURE		APPROVED ESTIMATES	ESTIMATES	PRELIMINARY FORECAST ESTIMATES	PRELIMINARY FORECAST ESTIMATES
		ACTUAL EXPENDITURE	(PROVISIONAL) JUL - MAR				
		2017/2018 \$	2018/2019 \$	2018/2019 \$	2019/2020 \$	2020/2021 \$	2021/2022 \$
001	GOVERNOR GENERAL & STAFF						
0100	General Administration	967,964	699,713	1,098,024	1,114,594	1,135,334	1,185,842
	TOTAL	967,964	699,713	1,098,024	1,114,594	1,135,334	1,185,842
002	THE SENATE						
0100	General Administration	248,297	245,922	324,940	340,040	371,640	388,828
	TOTAL	248,297	245,922	324,940	340,040	371,640	388,828
003	HOUSE OF ASSEMBLY						
0100	General Administration	2,053,455	1,587,315	2,210,575	6,564,667	6,576,200	6,587,821
	TOTAL	2,053,455	1,587,315	2,210,575	6,564,667	6,576,200	6,587,821
004	DEPARTMENT OF THE AUDITOR GENERAL						
0100	General Administration	2,096,888	1,621,926	2,761,358	3,194,558	3,428,394	3,771,042
	TOTAL	2,096,888	1,621,926	2,761,358	3,194,558	3,428,394	3,771,042
005	MINISTRY OF PUBLIC SERVICE & NATIONAL INSURANCE						
0100	General Administration	60,829,590	58,950,978	117,861,919	111,933,936	111,824,853	123,059,168
0103	Pension Administration	94,998,525	75,543,414	100,000,000	106,100,000	106,100,000	110,600,000
0105	Insurance Administration	63,852,746	24,077,231	72,005,000	70,000,000	70,600,000	85,000,000
	TOTAL	219,680,861	158,571,623	289,866,919	288,033,936	288,524,853	318,659,168
006	CABINET OFFICE						
0100	General Administration	6,568,796	5,100,367	7,386,596	6,610,663	6,974,947	7,772,051
0106	Disaster Management	0	0	0	500,000	500,000	500,000
	TOTAL	6,568,796	5,100,367	7,386,596	7,110,663	7,474,947	8,272,051
007	OFFICE OF THE ATTORNEY GENERAL AND MINISTRY OF LEGAL AFFAIRS						
0100	General Administration	18,843,236	12,245,588	18,461,167	19,052,817	19,235,583	19,333,553

ANNEX 4 - RECURRENT EXPENDITURES BY PROGRAMME



PROG NO.	TITLE OF PROGRAMME	PROVISIONAL EXPENDITURE		APPROVED ESTIMATES	ESTIMATES	PRELIMINARY FORECAST ESTIMATES	PRELIMINARY FORECAST ESTIMATES
		ACTUAL EXPENDITURE	(PROVISIONAL) JUL - MAR				
		2017/2018 \$	2018/2019 \$				
	TOTAL	18,843,236	12,245,588	18,461,167	19,052,817	19,235,583	19,333,553
008	OFFICE OF THE JUDICIAL (SUPREME AND MAGISTRATES COURTS)						
0100	General Administration	13,286,229	8,982,553	14,494,519	13,446,613	14,003,786	14,244,657
0108	Magistry	0	0	0	355,560	573,500	577,175
	TOTAL	13,286,229	8,982,553	14,494,519	13,802,173	14,577,286	14,821,832
009	COURT OF APPEAL						
0100	General Administration	1,920,199	1,472,508	2,275,786	2,170,759	2,357,725	2,553,693
	TOTAL	1,920,199	1,472,508	2,275,786	2,170,759	2,357,725	2,553,693
010	REGISTRAR GENERAL'S DEPARTMENT						
0100	General Administration	3,352,305	2,302,468	3,604,613	3,714,013	3,904,419	3,969,085
	TOTAL	3,352,305	2,302,468	3,604,613	3,714,013	3,904,419	3,969,085
011	BAHAMAS DEPARTMENT OF CORRECTIONAL SERVICES						
0100	General Administration	24,552,593	20,124,120	26,676,098	28,922,266	31,001,992	32,658,220
	TOTAL	24,552,593	20,124,120	26,676,098	28,922,266	31,001,992	32,658,220
012	PARLIAMENTARY REGISTRATION DEPARTMENT						
0100	General Administration	1,149,745	477,539	1,442,700	1,213,050	1,713,050	2,713,383
0112	Voter Registration and Elections Management	0	0	0	54,000	54,000	54,000
	TOTAL	1,149,745	477,539	1,442,700	1,267,050	1,767,050	2,767,383
013	MINISTRY OF FOREIGN AFFAIRS						
0100	General Administration	29,950,305	23,294,501	35,539,601	33,694,401	34,974,253	35,911,637
	TOTAL	29,950,305	23,294,501	35,539,601	33,694,401	34,974,253	35,911,637
014	OFFICE OF THE PRIME MINISTER						

ANNEX 4 - RECURRENT EXPENDITURES BY PROGRAMME



PROG NO.	TITLE OF PROGRAMME	PROVISIONAL EXPENDITURE		APPROVED ESTIMATES	ESTIMATES	PRELIMINARY FORECAST ESTIMATES	PRELIMINARY FORECAST ESTIMATES
		ACTUAL EXPENDITURE	(PROVISIONAL) JUL - MAR				
		2017/2018 \$	2018/2019 \$	2018/2019 \$	2019/2020 \$	2020/2021 \$	2021/2022 \$
0100	General Administration	10,198,099	12,926,838	26,793,970	24,739,954	25,111,562	25,546,192
	TOTAL	10,198,099	12,926,838	26,793,970	24,739,954	25,111,562	25,546,192
016	BAHAMAS INFORMATION SERVICES						
0100	General Administration	2,183,631	1,474,476	2,029,273	1,974,563	2,032,340	2,076,555
	TOTAL	2,183,631	1,474,476	2,029,273	1,974,563	2,032,340	2,076,555
017	GOVERNMENT PRINTING DEPARTMENT						
0100	General Administration	1,474,707	1,056,335	1,742,194	1,491,831	1,571,844	1,601,296
	TOTAL	1,474,707	1,056,335	1,742,194	1,491,831	1,571,844	1,601,296
018	DEPARTMENT OF LOCAL GOVERNMENT						
0100	General Administration	22,878,322	16,569,404	26,427,767	26,221,439	26,616,175	27,043,090
	TOTAL	22,878,322	16,569,404	26,427,767	26,221,439	26,616,175	27,043,090
019	DEPARTMENT OF PHYSICAL PLANNING						
0100	General Administration	740,119	532,805	956,689	816,515	843,190	848,546
	TOTAL	740,119	532,805	956,689	816,515	843,190	848,546
020	DEPARTMENT OF LANDS & SURVEYS						
0100	General Administration	1,380,505	940,234	3,740,196	2,840,609	2,349,230	2,368,480
	TOTAL	1,380,505	940,234	3,740,196	2,840,609	2,349,230	2,368,480
021	MINISTRY OF FINANCE						
0100	General Administration	216,477,115	193,255,033	360,724,262	221,593,097	217,248,642	205,143,067
	TOTAL	216,477,115	193,255,033	360,724,262	221,593,097	217,248,642	205,143,067

ANNEX 4 - RECURRENT EXPENDITURES BY PROGRAMME



PROG NO.	TITLE OF PROGRAMME	PROVISIONAL EXPENDITURE		APPROVED ESTIMATES	ESTIMATES	PRELIMINARY FORECAST ESTIMATES	PRELIMINARY FORECAST ESTIMATES
		ACTUAL EXPENDITURE	(PROVISIONAL) JUL - MAR				
		2017/2018 \$	2018/2019 \$				
022	TREASURY DEPARTMENT						
0100	General Administration	1,487,002,297	72,015,613	100,872,852	104,140,673	114,067,244	118,364,928
	TOTAL	1,487,002,297	72,015,613	100,872,852	104,140,673	114,067,244	118,364,928
023	CUSTOMS DEPARTMENT						
0100	General Administration	36,852,879	25,351,933	34,443,297	36,200,161	36,556,776	36,836,796
	TOTAL	36,852,879	25,351,933	34,443,297	36,200,161	36,556,776	36,836,796
024	DEPARTMENT OF STATISTICS						
0100	General Administration	2,788,897	1,948,821	3,612,011	3,774,520	3,925,356	3,988,552
0125	Statistical Services	0	0	0	1,460,215	1,639,700	1,639,700
0126	Household Expenditure Survey	0	0	0	10,450	12,000	12,000
	TOTAL	2,788,897	1,948,821	3,612,011	5,245,185	5,577,056	5,640,252
026	PUBLIC DEBT SERVICING - INTEREST						
0100	General Administration	0	260,917,682	381,351,927	371,552,144	345,337,580	327,552,394
	TOTAL	0	260,917,682	381,351,927	371,552,144	345,337,580	327,552,394
027	PUBLIC DEBT REDEMPTION & SINKING FUNDS						
0100	General Administration	0	461,134,320	709,413,226	674,447,721	511,988,414	476,285,689
	TOTAL	0	461,134,320	709,413,226	674,447,721	511,988,414	476,285,689
028	DEPARTMENT OF INLAND REVENUE						
0100	General Administration	6,106,083	5,134,217	19,001,750	6,156,691	6,283,361	6,362,857
	TOTAL	6,106,083	5,134,217	19,001,750	6,156,691	6,283,361	6,362,857

ANNEX 4 - RECURRENT EXPENDITURES BY PROGRAMME



PROG NO.	TITLE OF PROGRAMME	PROVISIONAL EXPENDITURE		APPROVED ESTIMATES	ESTIMATES	PRELIMINARY FORECAST ESTIMATES	PRELIMINARY FORECAST ESTIMATES
		ACTUAL EXPENDITURE	(PROVISIONAL) JUL - MAR				
		2017/2018 \$	2018/2019 \$	2018/2019 \$	2019/2020 \$	2020/2021 \$	2021/2022 \$
029	MINISTRY OF NATIONAL SECURITY						
0100	General Administration	12,334,799	3,202,786	7,455,580	6,653,923	6,990,380	7,359,447
	TOTAL	12,334,799	3,202,786	7,455,580	6,653,923	6,990,380	7,359,447
030	DEPARTMENT OF IMMIGRATION						
0100	General Administration	21,291,070	21,466,210	35,527,972	37,113,709	37,471,910	37,679,131
	TOTAL	21,291,070	21,466,210	35,527,972	37,113,709	37,471,910	37,679,131
031	ROYAL BAHAMAS POLICE FORCE						
0100	General Administration	127,223,236	90,186,456	127,907,570	123,723,483	129,895,117	129,334,851
	TOTAL	127,223,236	90,186,456	127,907,570	123,723,483	129,895,117	129,334,851
032	ROYAL BAHAMAS DEFENCE FORCE						
0100	General Administration	54,808,725	41,594,977	59,878,015	59,106,665	60,153,160	60,971,036
	TOTAL	54,808,725	41,594,977	59,878,015	59,106,665	60,153,160	60,971,036
033	MINISTRY OF PUBLIC WORKS						
0100	General Administration	37,285,500	32,561,482	48,744,888	53,265,503	57,612,365	58,772,656
	TOTAL	37,285,500	32,561,482	48,744,888	53,265,503	57,612,365	58,772,656
034	DEPARTMENT OF PUBLIC WORKS						
0100	General Administration	17,769,690	12,732,102	17,902,442	17,726,725	18,426,659	19,183,447
	TOTAL	17,769,690	12,732,102	17,902,442	17,726,725	18,426,659	19,183,447
035	DEPARTMENT OF EDUCATION						
0100	General Administration	193,842,619	145,179,556	205,288,146	201,861,896	207,174,651	222,497,464
0144	After School Programme	393,774	143,670	344,000	344,000	361,200	379,260
	TOTAL	194,236,393	145,323,226	205,632,146	202,205,896	207,535,851	222,876,724

ANNEX 4 - RECURRENT EXPENDITURES BY PROGRAMME



PROG NO.	TITLE OF PROGRAMME	PROVISIONAL EXPENDITURE		APPROVED ESTIMATES	ESTIMATES	PRELIMINARY FORECAST ESTIMATES	PRELIMINARY FORECAST ESTIMATES
		ACTUAL EXPENDITURE	(PROVISIONAL) JUL - MAR				
		2017/2018 \$	2018/2019 \$	2018/2019 \$	2019/2020 \$	2020/2021 \$	2021/2022 \$
037	DEPARTMENT OF ARCHIVES						
0100	General Administration	600,715	505,373	687,309	706,268	777,484	806,096
0197	Cadet Programme	0	0	1,000	1,045	1,200	1,230
	TOTAL	600,715	505,373	688,309	707,313	778,684	807,326
038	MINISTRY OF EDUCATION						
0100	General Administration	86,379,502	74,425,380	92,664,162	107,809,046	107,955,223	108,993,284
0203	Universal Pre Primary Education Initiative	0	0	0	2,183,317	2,183,317	2,183,317
	TOTAL	86,379,502	74,425,380	92,664,162	109,992,363	110,138,540	111,176,601
040	MINISTRY OF TRANSPORT & LOCAL GOVERNMENT						
0100	General Administration	8,622,572	6,384,090	9,622,942	9,627,059	9,821,650	9,968,173
	TOTAL	8,622,572	6,384,090	9,622,942	9,627,059	9,821,650	9,968,173
043	MINISTRY OF SOCIAL SERVICES & URBAN DEVELOPMENT						
0100	General Administration	9,870,261	7,545,857	11,040,741	10,441,241	10,561,741	10,665,192
0149	National Parenting Programme	16,443	21,219	30,000	30,000	30,000	30,000
0150	Simpson Penn Centre For Boys	135,661	122,650	290,000	290,000	290,000	290,000
0151	Willie Mae Pratt Centre For Girls	133,922	105,664	233,000	233,000	233,000	233,000
	TOTAL	10,156,287	7,795,390	11,593,741	10,994,241	11,114,741	11,218,192
044	DEPARTMENT OF SOCIAL SERVICES						
0100	General Administration	38,309,454	26,321,859	39,757,411	39,090,505	41,117,795	42,319,395
	TOTAL	38,309,454	26,321,859	39,757,411	39,090,505	41,117,795	42,319,395
045	DEPARTMENT OF HOUSING						
0100	General Administration	2,533,398	1,319,957	2,611,960	2,544,257	2,680,985	2,744,723
	TOTAL	2,533,398	1,319,957	2,611,960	2,544,257	2,680,985	2,744,723

ANNEX 4 - RECURRENT EXPENDITURES BY PROGRAMME



PROG NO.	TITLE OF PROGRAMME	PROVISIONAL EXPENDITURE		APPROVED ESTIMATES	ESTIMATES	PRELIMINARY FORECAST ESTIMATES	PRELIMINARY FORECAST ESTIMATES
		ACTUAL EXPENDITURE	(PROVISIONAL) JUL - MAR				
		2017/2018 \$	2018/2019 \$	2018/2019 \$	2019/2020 \$	2020/2021 \$	2021/2022 \$
047	MINISTRY OF YOUTH, SPORTS & CULTURE						
0100	General Administration	24,304,606	14,835,943	28,176,040	22,518,280	22,999,140	23,195,640
0153	Fresh Start	0	86,628	0	332,500	350,000	353,500
	TOTAL	24,304,606	14,922,571	28,176,040	22,850,780	23,349,140	23,549,140
048	DEPARTMENT OF LABOUR						
0100	General Administration	2,156,966	1,509,044	2,482,488	2,383,572	2,458,572	2,491,253
	TOTAL	2,156,966	1,509,044	2,482,488	2,383,572	2,458,572	2,491,253
049	MINISTRY OF FINANCIAL SERVICES, TRADE & INDUSTRY & IMMIGRATION						
0100	General Administration	2,130,038	1,507,258	2,419,110	2,149,857	2,330,810	2,424,390
	TOTAL	2,130,038	1,507,258	2,419,110	2,149,857	2,330,810	2,424,390
051	POST OFFICE DEPARTMENT						
0100	General Administration	6,746,193	4,614,866	7,120,120	6,721,698	7,327,992	7,514,039
	TOTAL	6,746,193	4,614,866	7,120,120	6,721,698	7,327,992	7,514,039
052	DEPARTMENT OF CIVIL AVIATION						
0100	General Administration	0	-540	0	0	0	0
	TOTAL	0	-540	0	0	0	0
053	PORT DEPARTMENT						
0100	General Administration	6,302,722	6,013,718	8,523,120	8,616,536	9,152,820	10,044,966

ANNEX 4 - RECURRENT EXPENDITURES BY PROGRAMME



PROG NO.	TITLE OF PROGRAMME	PROVISIONAL EXPENDITURE		APPROVED ESTIMATES	ESTIMATES	PRELIMINARY FORECAST ESTIMATES	PRELIMINARY FORECAST ESTIMATES
		ACTUAL EXPENDITURE	(PROVISIONAL) JUL - MAR				
		2017/2018 \$	2018/2019 \$	2018/2019 \$	2019/2020 \$	2020/2021 \$	2021/2022 \$
	TOTAL	6,302,722	6,013,718	8,523,120	8,616,536	9,152,820	10,044,966
054	DEPARTMENT OF ROAD TRAFFIC						
0100	General Administration	4,622,728	3,304,446	5,295,180	4,648,445	5,268,848	5,530,350
	TOTAL	4,622,728	3,304,446	5,295,180	4,648,445	5,268,848	5,530,350
055	DEPARTMENT OF METEOROLOGY						
0100	General Administration	1,982,397	1,532,803	2,958,620	2,530,804	2,577,020	2,623,600
	TOTAL	1,982,397	1,532,803	2,958,620	2,530,804	2,577,020	2,623,600
056	MINISTRY OF AGRICULTURE & MARINE RESOURCES						
0100	General Administration	21,543,920	14,289,557	19,327,280	24,687,746	25,185,700	26,183,700
0200	Back Yard Farming	0	0	0	243,485	266,300	266,300
	TOTAL	21,543,920	14,289,557	19,327,280	24,931,231	25,452,000	26,450,000
057	DEPARTMENT OF AGRICULTURE						
0100	General Administration	5,626,265	3,989,650	6,369,222	5,869,938	6,251,742	6,482,988
	TOTAL	5,626,265	3,989,650	6,369,222	5,869,938	6,251,742	6,482,988
058	DEPARTMENT OF MARINE RESOURCES						
0100	General Administration	2,627,047	1,657,669	2,840,026	2,377,544	2,804,757	2,935,821
	TOTAL	2,627,047	1,657,669	2,840,026	2,377,544	2,804,757	2,935,821
060	MINISTRY OF HEALTH						
0100	General Administration	271,870,091	221,475,449	287,142,888	295,454,929	299,008,008	300,176,832
0168	Health Education Promotion	31,713	14,257	35,000	35,000	35,000	35,875
0170	Nursing Council	0	85,536	0	0	0	0
0171	National Breast Cancer Initiative	0	0	10,000	10,000	10,000	10,250
0172	Chronic Non-Communicable Diseases	1,073	0	15,000	15,000	15,000	15,000
0173	National Drug Council	39,991	5,376	51,000	51,000	51,000	52,275
0174	Family Planning	0	0	150,000	150,000	150,000	153,750

ANNEX 4 - RECURRENT EXPENDITURES BY PROGRAMME



PROG NO.	TITLE OF PROGRAMME	PROVISIONAL EXPENDITURE		APPROVED ESTIMATES	ESTIMATES	PRELIMINARY FORECAST ESTIMATES	PRELIMINARY FORECAST ESTIMATES
		ACTUAL EXPENDITURE	(PROVISIONAL) JUL - MAR				
		2017/2018 \$	2018/2019 \$	2018/2019 \$	2019/2020 \$	2020/2021 \$	2021/2022 \$
0175	Department of Public Health	5,859,049	5,487,132	6,500,000	5,975,606	6,146,904	6,028,331
0177	Maternal & Child Health Progrm	2,043	463	10,000	10,000	10,000	10,250
0178	National Blood/Voluntary Blood	0	0	1,500	1,500	1,500	1,538
0223	Midwifery	0	0	0	170,000	170,000	170,000
0224	ER Nursing	0	0	0	100,000	100,000	100,000
TOTAL		277,803,960	227,068,213	293,915,388	301,973,035	305,697,412	306,754,101
065	DEPARTMENT OF ENVIRONMENTAL HEALTH SERVICES						
0100	General Administration	33,074,307	29,644,175	44,343,835	50,815,807	52,262,259	53,415,901
0192	Bulk Waste Removal	439,419	437,550	435,000	2,313,250	2,435,000	2,435,000
TOTAL		33,513,726	30,081,725	44,778,835	53,129,057	54,697,259	55,850,901
067	MINISTRY OF TOURISM & AVIATION						
0100	General Administration	105,187,068	72,779,893	120,081,569	79,516,372	78,114,823	78,939,879
0193	Tourism Policy and Administration	0	0	0	12,054,829	12,289,799	12,342,299
0194	Promotions and Marketing	0	0	0	38,328,987	39,676,490	40,076,490
TOTAL		105,187,068	72,779,893	120,081,569	129,900,188	130,081,112	131,358,668
070	MINISTRY OF LABOUR						
0100	General Administration	3,514,908	3,842,218	6,507,547	8,511,217	8,585,448	8,672,510

ANNEX 4 - RECURRENT EXPENDITURES BY PROGRAMME



PROG NO.	TITLE OF PROGRAMME	PROVISIONAL EXPENDITURE		APPROVED ESTIMATES	ESTIMATES	PRELIMINARY FORECAST ESTIMATES	PRELIMINARY FORECAST ESTIMATES
		ACTUAL EXPENDITURE	(PROVISIONAL) JUL - MAR				
		2017/2018 \$	2018/2019 \$	2018/2019 \$	2019/2020 \$	2020/2021 \$	2021/2022 \$
	TOTAL	3,514,908	3,842,218	6,507,547	8,511,217	8,585,448	8,672,510
072	MINISTRY OF THE ENVIRONMENT & HOUSING						
0100	General Administration	25,707,300	19,485,950	26,818,307	30,886,222	31,165,417	31,404,170
	TOTAL	25,707,300	19,485,950	26,818,307	30,886,222	31,165,417	31,404,170
073	DEPARTMENT OF TRANSFORMATION & DIGITIZATION						
0100	General Administration	2,757,369	12,325,624	17,680,623	25,673,116	27,321,912	29,614,549
0197	Cadet Programme	11,881	11,583	19,630	19,630	25,000	30,000
	TOTAL	2,769,250	12,337,207	17,700,253	25,692,746	27,346,912	29,644,549
074	MINISTRY FOR GRAND BAHAMA						
0100	General Administration	10,079,964	6,648,015	12,544,242	12,074,628	13,779,942	14,538,968
0201	Transfer Stations	0	0	0	95,000	110,000	115,000
	TOTAL	10,079,964	6,648,015	12,544,242	12,169,628	13,889,942	14,653,968

ANNEX 5 - SUMMARY CAPITAL EXPENDITURES BY PROGRAMME



PROG NO.	TITLE OF PROGRAMME	PROVISIONAL EXPENDITURE		APPROVED ESTIMATES	ESTIMATES	PRELIMINARY FORECAST ESTIMATES	PRELIMINARY FORECAST ESTIMATES
		ACTUAL EXPENDITURE	(PROVISIONAL) JUL - MAR				
		2017/2018 \$	2018/2019 \$	2018/2019 \$	2019/2020 \$	2020/2021 \$	2021/2022 \$
0100	General Administration	268,099,214	127,687,557	296,269,508	29,052,877	22,602,157	28,432,143
0106	Disaster Management	0	0	0	400,000	400,000	400,000
0118	Finance Policy Planning and Administration	0	0	0	15,500,000	15,000,000	18,100,000
0124	Customs Services	0	0	0	2,418,000	3,000,000	2,000,000
0134	Public Spaces	0	0	0	2,698,000	2,698,000	2,698,000
0135	Implementation of Traffic Study & Systems	607,984	314,800	3,049,500	0	0	0
0136	Climate Resilient Coastal Management & Infrastructure	0	0	0	3,493,000	3,493,000	3,493,000
0137	Roads, Bridges, Drains	0	0	0	40,153,688	45,158,179	45,658,179
0138	Public Buildings	0	0	0	38,432,746	40,353,755	37,640,071
0142	Pre-Primary and Primary Education	0	0	0	18,019,051	23,319,710	24,172,452
0143	Secondary Education	0	0	0	4,420,673	5,830,283	7,426,955
0146	Technical and Vocational Education	0	0	0	6,200,000	6,200,000	6,200,000
0147	Tertiary Education	0	0	0	2,000,000	2,000,000	2,000,000
0162	Public Hospital Services (PHA)	0	0	0	3,000,000	3,000,000	3,000,000
0166	Primary Health Care Services	0	0	0	9,000,000	9,000,000	9,000,000
0205	Cyber Security	0	0	0	400,000	400,000	400,000
0206	School Facility Improvement	0	0	0	2,286,049	2,940,000	2,987,600
0207	International Affairs	0	0	0	1,700,000	2,700,000	2,800,000
0208	Police Services	0	0	0	9,500,000	12,500,000	12,500,000
0210	Airport Infrastructure	0	0	0	10,826,816	9,226,816	10,509,500
0211	Housing Development	0	0	0	3,000,000	3,000,000	3,000,000
0213	Asset Acquisition	0	0	0	17,264,170	19,000,000	19,500,000
0214	Immigration Services	0	0	0	117,000	117,000	100,000
0215	Military Base Development	0	0	0	2,910,000	3,110,000	2,630,000
0216	Marine Assets Acquisition/Upkeep	0	0	0	570,000	1,050,000	950,000
0217	Port Service Development	0	0	0	500,000	500,000	500,000
0218	Agriculture Development	0	0	0	132,100	132,100	132,100
0219	Fisheries Development	0	0	0	170,000	170,000	170,000
0220	Aviation Services	0	0	0	2,000,000	2,000,000	2,000,000
0222	Technology Services	0	0	0	8,835,830	9,100,000	8,600,000
TOTAL		268,707,198	128,002,357	299,319,008	235,000,000	248,001,000	257,000,000

MEMORANDUM

CONSISTENT WITH GOVERNMENT FINANCE STATISTICS (GFS) METHODOLOGY,

ANNEX 6 - CAPITAL EXPENDITURES BY PROGRAMME



PROG NO.	TITLE OF PROGRAMME	PROVISIONAL EXPENDITURE		APPROVED ESTIMATES	ESTIMATES	PRELIMINARY	PRELIMINARY
		ACTUAL EXPENDITURE	(PROVISIONAL) EXPENDITURE			FORECAST ESTIMATES	FORECAST ESTIMATES
		2017/2018 \$	JUL - MAR 2018/2019 \$	2018/2019 \$	2019/2020 \$	2020/2021 \$	2021/2022 \$
013	MINISTRY OF FOREIGN AFFAIRS						
0100	General Administration	0	0	3,000,000	300,000	300,000	200,000
0207	International Affairs	0	0	0	1,700,000	2,700,000	2,800,000
	TOTAL	0	0	3,000,000	2,000,000	3,000,000	3,000,000
021	MINISTRY OF FINANCE						
0100	General Administration	125,472,426	26,023,873	81,065,658	8,500,000	7,000,000	12,820,000
0118	Finance Policy Planning and Administration	0	0	0	15,500,000	15,000,000	18,100,000
0213	Asset Acquisition	0	0	0	17,264,170	19,000,000	19,500,000
0222	Technology Services	0	0	0	1,000,000	1,000,000	1,000,000
	TOTAL	125,472,426	26,023,873	81,065,658	42,264,170	42,000,000	51,420,000
023	CUSTOMS DEPARTMENT						
0124	Customs Services	0	0	0	2,418,000	3,000,000	2,000,000
	TOTAL	0	0	0	2,418,000	3,000,000	2,000,000

ANNEX 6 - CAPITAL EXPENDITURES BY PROGRAMME



PROG NO.	TITLE OF PROGRAMME	PROVISIONAL EXPENDITURE		APPROVED ESTIMATES	ESTIMATES	PRELIMINARY FORECAST ESTIMATES	PRELIMINARY FORECAST ESTIMATES
		ACTUAL EXPENDITURE	(PROVISIONAL) JUL - MAR				
		2017/2018 \$	2018/2019 \$	2018/2019 \$	2019/2020 \$	2020/2021 \$	2021/2022 \$
029	MINISTRY OF NATIONAL SECURITY						
0100	General Administration	0	367,558	14,950,000	2,500,000	1,500,000	1,500,000
0208	Police Services	0	0	0	9,500,000	12,500,000	12,500,000
	TOTAL	0	367,558	14,950,000	12,000,000	14,000,000	14,000,000
030	DEPARTMENT OF IMMIGRATION						
0100	General Administration	0	0	2,000,000	0	0	0
0214	Immigration Services	0	0	0	117,000	117,000	100,000
	TOTAL	0	0	2,000,000	117,000	117,000	100,000
032	ROYAL BAHAMAS DEFENCE FORCE						
0100	General Administration	17,524,823	4,530,861	10,050,000	0	0	0
0138	Public Buildings	0	0	0	4,520,000	5,840,000	4,420,000
0215	Military Base Development	0	0	0	2,910,000	3,110,000	2,630,000
0216	Marine Assets Acquisition/Upkeep	0	0	0	570,000	1,050,000	950,000
	TOTAL	17,524,823	4,530,861	10,050,000	8,000,000	10,000,000	8,000,000
033	MINISTRY OF PUBLIC WORKS						
0100	General Administration	91,251,241	57,482,462	117,622,850	1,803,750	1,799,250	1,809,250
0106	Disaster Management	0	0	0	400,000	400,000	400,000
0134	Public Spaces	0	0	0	2,400,000	2,400,000	2,400,000
0135	Implementation of Traffic Study & Systems	607,984	314,800	3,049,500	0	0	0
0136	Climate Resilient Coastal Management & Infrastructure	0	0	0	3,493,000	3,493,000	3,493,000
0137	Roads, Bridges, Drains	0	0	0	40,153,688	45,158,179	45,658,179
0138	Public Buildings	0	0	0	33,422,746	34,023,755	32,730,071
0210	Airport Infrastructure	0	0	0	10,826,816	9,226,816	10,509,500
0222	Technology Services	0	0	0	1,235,830	1,500,000	1,000,000
	TOTAL	91,859,225	57,797,262	120,672,350	93,735,830	98,001,000	98,000,000
038	MINISTRY OF EDUCATION						
0100	General Administration	33,850,724	37,326,541	33,110,000	12,961,227	9,015,007	9,114,993
0138	Public Buildings	0	0	0	100,000	100,000	100,000
0142	Pre-Primary and Primary Education	0	0	0	18,019,051	23,319,710	24,172,452
0143	Secondary Education	0	0	0	4,420,673	5,830,283	7,426,955

ANNEX 6 - CAPITAL EXPENDITURES BY PROGRAMME



PROG NO.	TITLE OF PROGRAMME	PROVISIONAL EXPENDITURE		APPROVED ESTIMATES	ESTIMATES	PRELIMINARY FORECAST ESTIMATES	PRELIMINARY FORECAST ESTIMATES
		ACTUAL EXPENDITURE	(PROVISIONAL)				
		2017/2018 \$	JUL - MAR 2018/2019 \$				
0146	Technical and Vocational Education	0	0	0	6,200,000	6,200,000	6,200,000
0147	Tertiary Education	0	0	0	2,000,000	2,000,000	2,000,000
0206	School Facility Improvement	0	0	0	2,286,049	2,940,000	2,987,600
	TOTAL	33,850,724	37,326,541	33,110,000	45,987,000	49,405,000	52,002,000
040	MINISTRY OF TRANSPORT & LOCAL GOVERNMENT						
0217	Port Service Development	0	0	0	500,000	500,000	500,000
	TOTAL	0	0	0	500,000	500,000	500,000
045	DEPARTMENT OF HOUSING						
0100	General Administration	0	368,604	5,000,000	0	0	0
0211	Housing Development	0	0	0	3,000,000	3,000,000	3,000,000
	TOTAL	0	368,604	5,000,000	3,000,000	3,000,000	3,000,000
053	PORT DEPARTMENT						
0100	General Administration	0	252,438	500,000	0	0	0
	TOTAL	0	252,438	500,000	0	0	0
056	MINISTRY OF AGRICULTURE & MARINE RESOURCES						
0100	General Administration	0	0	840,000	87,900	87,900	87,900
0138	Public Buildings	0	0	0	390,000	390,000	390,000
0218	Agriculture Development	0	0	0	132,100	132,100	132,100
0219	Fisheries Development	0	0	0	170,000	170,000	170,000
	TOTAL	0	0	840,000	780,000	780,000	780,000
060	MINISTRY OF HEALTH						
0100	General Administration	0	536,303	24,000,000	0	0	0

ANNEX 6 - CAPITAL EXPENDITURES BY PROGRAMME



PROG NO.	TITLE OF PROGRAMME	PROVISIONAL EXPENDITURE		APPROVED ESTIMATES	ESTIMATES	PRELIMINARY	PRELIMINARY
		ACTUAL	(PROVISIONAL)			FORECAST	FORECAST
		EXPENDITURE	JUL - MAR	ESTIMATES	ESTIMATES	ESTIMATES	ESTIMATES
		2017/2018	2018/2019	2018/2019	2019/2020	2020/2021	2021/2022
		\$	\$	\$	\$	\$	\$
0162	Public Hospital Services (PHA)	0	0	0	3,000,000	3,000,000	3,000,000
0166	Primary Health Care Services	0	0	0	9,000,000	9,000,000	9,000,000
	TOTAL	0	536,303	24,000,000	12,000,000	12,000,000	12,000,000
067	MINISTRY OF TOURISM & AVIATION						
0220	Aviation Services	0	0	0	2,000,000	2,000,000	2,000,000
	TOTAL	0	0	0	2,000,000	2,000,000	2,000,000
072	MINISTRY OF THE ENVIRONMENT & HOUSING						
0100	General Administration	0	798,916	4,131,000	2,900,000	2,900,000	2,900,000
0134	Public Spaces	0	0	0	298,000	298,000	298,000
	TOTAL	0	798,916	4,131,000	3,198,000	3,198,000	3,198,000
073	DEPARTMENT OF TRANSFORMATION & DIGITIZATION						
0205	Cyber Security	0	0	0	400,000	400,000	400,000
0222	Technology Services	0	0	0	6,600,000	6,600,000	6,600,000
	TOTAL	0	0	0	7,000,000	7,000,000	7,000,000

ANNEX 7 - RECURRENT EXPENDITURES BY SPENDING UNIT



SPEND NO.	TITLE OF SPEND	PROVISIONAL EXPENDITURE		APPROVED ESTIMATES	ESTIMATES	PRELIMINARY FORECAST ESTIMATES	PRELIMINARY FORECAST ESTIMATES
		ACTUAL EXPENDITURE	(PROVISIONAL) JUL - MAR				
		2017/2018 \$	2018/2019 \$				
001	GOVERNOR GENERAL & STAFF						
0001	General Administration	967,964	699,713	1,098,024	1,114,594	1,135,334	1,185,842
	TOTAL	967,964	699,713	1,098,024	1,114,594	1,135,334	1,185,842
002	THE SENATE						
0001	General Administration	248,297	245,922	324,940	340,040	371,640	388,828
	TOTAL	248,297	245,922	324,940	340,040	371,640	388,828
003	HOUSE OF ASSEMBLY						
0001	General Administration	2,053,455	1,587,315	2,210,575	6,564,667	6,576,200	6,587,821
	TOTAL	2,053,455	1,587,315	2,210,575	6,564,667	6,576,200	6,587,821
004	DEPARTMENT OF THE AUDITOR GENERAL						
0001	General Administration	2,096,888	1,621,926	2,761,358	3,194,558	3,428,394	3,771,042
	TOTAL	2,096,888	1,621,926	2,761,358	3,194,558	3,428,394	3,771,042
005	MINISTRY OF PUBLIC SERVICE & NATIONAL INSURANCE						
0001	General Administration	219,643,401	158,204,881	288,695,019	287,839,128	288,319,803	318,442,118
0367	Public Service Commission	14,713	10,057	24,000	27,180	28,600	28,600
0368	Modernization of the Public Sector	13,305	239,098	1,027,900	0	0	0
0417	National Job Creation Skills Enhancement Programme (NJCSEP)	0	0	0	17,385	18,300	18,300
0418	Public Service Centre For Human Resources Development (PSCHRD)	0	0	0	38,143	40,150	40,150
7001	Public Service Week	9,442	117,586	120,000	112,100	118,000	130,000
	TOTAL	219,680,861	158,571,622	289,866,919	288,033,936	288,524,853	318,659,168
006	CABINET OFFICE						
0001	General Administration	6,033,896	4,792,641	6,386,596	6,434,499	6,789,511	7,582,615
0104	Department of NEMA	534,901	307,726	1,000,000	500,000	500,000	500,000
0365	National Honours	0	0	0	176,164	185,436	189,436
	TOTAL	6,568,797	5,100,367	7,386,596	7,110,663	7,474,947	8,272,051
007	OFFICE OF THE ATTORNEY GENERAL AND MINISTRY OF LEGAL AFFAIRS						
0001	General Administration	14,535,070	11,620,169	15,406,167	16,141,617	16,816,383	16,890,353
0106	Bahamas Law School	4,308,166	622,511	2,000,000	1,500,000	1,000,000	1,000,000
0108	Freedom of Information	0	2,908	1,055,000	1,055,000	1,055,000	1,055,000
0369	Dept of Public Prosecution	0	0	0	356,200	364,200	388,200
	TOTAL	18,843,236	12,245,588	18,461,167	19,052,817	19,235,583	19,333,553
008	OFFICE OF THE JUDICIAL (SUPREME AND MAGISTRATES COURTS)						
0001	General Administration	12,975,247	8,642,423	13,894,519	13,446,613	14,003,786	14,244,657
0129	Magistrate Courts	310,982	340,130	600,000	355,560	573,500	577,175
	TOTAL	13,286,229	8,982,553	14,494,519	13,802,173	14,577,286	14,821,832

ANNEX 7 - RECURRENT EXPENDITURES BY SPENDING UNIT



SPEND NO.	TITLE OF SPEND	PROVISIONAL EXPENDITURE		APPROVED ESTIMATES	ESTIMATES	PRELIMINARY FORECAST ESTIMATES	PRELIMINARY FORECAST ESTIMATES
		ACTUAL EXPENDITURE	(PROVISIONAL) JUL - MAR				
		2017/2018 \$	2018/2019 \$				
009	COURT OF APPEAL						
0001	General Administration	1,920,199	1,472,508	2,275,786	2,170,759	2,357,725	2,553,693
	TOTAL	1,920,199	1,472,508	2,275,786	2,170,759	2,357,725	2,553,693
010	REGISTRAR GENERAL'S DEPARTMENT						
0001	General Administration	3,352,305	2,302,468	3,604,613	3,714,013	3,904,419	3,969,085
	TOTAL	3,352,305	2,302,468	3,604,613	3,714,013	3,904,419	3,969,085
011	BAHAMAS DEPARTMENT OF CORRECTIONAL SERVICES						
0001	General Administration	24,552,593	20,124,120	26,676,098	28,922,266	31,001,992	32,658,220
	TOTAL	24,552,593	20,124,120	26,676,098	28,922,266	31,001,992	32,658,220
012	PARLIAMENTARY REGISTRATION DEPARTMENT						
0001	General Administration	1,149,745	477,539	1,442,700	1,267,050	1,767,050	2,767,383
	TOTAL	1,149,745	477,539	1,442,700	1,267,050	1,767,050	2,767,383
013	MINISTRY OF FOREIGN AFFAIRS						
0001	General Administration	25,501,597	19,799,624	30,879,601	28,144,401	29,212,253	30,021,587
0112	Consular General	1,589,999	1,170,000	1,560,000	1,240,000	1,320,000	1,351,000
0113	Embassy	598,000	417,500	550,000	1,840,000	1,890,000	1,923,250
0115	High Commissioner	1,137,558	1,007,392	1,350,000	1,310,000	1,350,000	1,383,750
0116	Office of The Prime Minister's Spouse	0	14,985	20,000	20,000	20,000	20,500
1041	UN Mission	765,210	510,000	680,000	660,000	682,000	699,050
1042	Overseas Mission	357,940	375,000	500,000	480,000	500,000	512,500
	TOTAL	29,950,304	23,294,501	35,539,601	33,694,401	34,974,253	35,911,637
014	OFFICE OF THE PRIME MINISTER						
0001	General Administration	10,158,359	12,197,361	21,467,970	19,935,946	20,675,712	21,110,342
0119	Operation of Best Commission	0	37,983	100,000	0	0	0
0120	Over The Hill Initiative	0	682,923	5,000,000	2,850,000	2,000,000	2,000,000
0121	Prime Minister's Delivery Unit	0	5,174	50,000	73,150	77,000	77,000
0122	Strategic Planning Commission	39,740	3,396	176,000	270,750	285,000	285,000
0431	Bahamas Investment Authority	0	0	0	1,089,538	1,553,250	1,553,250
0433	Office of The Prime Minister - Exuma	0	0	0	500,000	500,000	500,000
0434	Office of The Prime Minister - Abaco	0	0	0	20,570	20,600	20,600
	TOTAL	10,198,099	12,926,837	26,793,970	24,739,954	25,111,562	25,546,192
016	BAHAMAS INFORMATION SERVICES						
0001	General Administration	2,183,631	1,474,476	2,029,273	1,974,563	2,032,340	2,076,555
	TOTAL	2,183,631	1,474,476	2,029,273	1,974,563	2,032,340	2,076,555
017	GOVERNMENT PRINTING DEPARTMENT						

ANNEX 7 - RECURRENT EXPENDITURES BY SPENDING UNIT



SPEND NO.	TITLE OF SPEND	PROVISIONAL ACTUAL EXPENDITURE	EXPENDITURE (PROVISIONAL)	APPROVED ESTIMATES	ESTIMATES	PRELIMINARY FORECAST ESTIMATES	PRELIMINARY FORECAST ESTIMATES
		2017/2018	JUL - MAR 2018/2019	2018/2019	2019/2020	2020/2021	2021/2022
		\$	\$	\$	\$	\$	\$
0001	General Administration	1,474,707	1,056,335	1,742,194	1,491,831	1,571,844	1,601,296
	TOTAL	1,474,707	1,056,335	1,742,194	1,491,831	1,571,844	1,601,296
018	DEPARTMENT OF LOCAL GOVERNMENT						
0001	General Administration	9,432,682	8,073,388	13,108,620	13,072,342	13,429,278	13,570,573
0130	Coopers Town District	625,900	415,288	630,300	630,300	630,300	645,750
0131	Marsh Harbour District	1,378,000	908,930	1,378,000	1,378,000	1,378,000	1,412,450
0132	Sandy Point/Moore's Is.& Cr.Rk	270,000	185,360	270,000	270,000	270,000	276,750
0133	Grand Cay	225,000	147,950	225,000	225,000	225,000	230,625
0134	Hope Town	459,725	303,000	460,000	460,000	465,000	471,500
0135	Moore's Island	188,930	124,144	188,930	188,930	190,930	193,653
0136	Green Turtle Cay, Abaco	285,000	187,550	285,000	285,000	289,000	292,125
0137	Nicholl's Town - North Andros	471,900	276,426	471,900	471,900	481,700	483,698
0138	Fresh Creek District (Fre)	470,000	309,650	470,000	470,000	479,000	481,750
0139	Kemp's Bay (South Andros) Dist	365,000	240,350	365,000	365,000	370,000	374,125
0140	Mangrove Cay	237,220	156,015	237,220	237,220	237,220	243,151
0141	Bimini	609,982	435,281	660,550	660,550	660,550	677,064
0142	Berry Islands	202,750	133,315	202,750	202,750	202,750	207,819
0143	Cat Island (Cat)	392,790	258,639	392,787	392,787	392,787	402,607
0144	Crooked Island	280,600	143,451	280,100	280,100	280,100	287,103
0145	Acklins	250,000	73,250	250,000	250,000	250,000	256,250
0146	Governor's Harbour (Gov)	530,150	349,349	530,150	530,150	530,150	543,404
0147	Rock Sound - South Eleuthera	560,200	369,182	560,200	560,200	560,200	574,205
0148	North Eleuthera	283,500	186,560	283,500	283,500	283,500	290,588
0149	Harbour Island	430,990	283,975	430,990	430,990	430,990	441,765
0150	Spanish Wells	360,650	237,679	360,650	360,650	360,650	369,666
0151	Exuma (Exu)	526,834	349,316	530,100	360,050	360,050	360,050
0152	Ragged Island	104,100	68,156	104,100	104,100	107,100	110,703
0153	Black Point	244,900	161,084	244,900	244,900	244,900	251,023
0154	Long Island (Lon)	640,000	421,850	640,000	640,000	640,000	656,000
0155	Rum Cay	94,600	61,886	94,600	94,600	94,600	96,965
0156	San-Salvador	311,320	204,921	311,320	311,320	311,320	319,103
0157	Freeport	895,800	469,238	711,800	711,800	711,800	729,595
0158	Eight Mile Rock & West End	707,300	466,268	707,300	707,300	707,300	724,983
0159	High Rock (Hig)	378,000	248,930	378,000	378,000	378,000	387,450
0160	Inagua	339,000	224,022	339,000	339,000	339,000	347,475

ANNEX 7 - RECURRENT EXPENDITURES BY SPENDING UNIT



SPEND NO.	TITLE OF SPEND	PROVISIONAL EXPENDITURE		APPROVED ESTIMATES	ESTIMATES	PRELIMINARY FORECAST ESTIMATES	PRELIMINARY FORECAST ESTIMATES
		ACTUAL EXPENDITURE	(PROVISIONAL) EXPENDITURE				
		2017/2018 \$	JUL - MAR 2018/2019 \$				
0161	Mayaguana (May)	325,500	95,000	325,000	325,000	325,000	333,125
	TOTAL	22,878,323	16,569,403	26,427,767	26,221,439	26,616,175	27,043,093
019	DEPARTMENT OF PHYSICAL PLANNING						
0001	General Administration	740,119	532,805	956,689	816,515	843,190	848,546
	TOTAL	740,119	532,805	956,689	816,515	843,190	848,546
020	DEPARTMENT OF LANDS & SURVEYS						
0001	General Administration	1,380,505	940,234	3,740,196	2,840,609	2,349,230	2,368,480
	TOTAL	1,380,505	940,234	3,740,196	2,840,609	2,349,230	2,368,480
021	MINISTRY OF FINANCE						
0001	General Administration	216,410,014	193,218,731	360,574,262	216,293,097	211,918,642	199,813,067
0171	Office of Data Protection Comm	66,375	36,302	150,000	142,500	150,000	150,000
0419	Internal Audit Unit	0	0	0	47,500	50,000	50,000
0422	Insurance	0	0	0	4,575,000	4,575,000	4,575,000
0423	Legal Units	0	0	0	155,000	155,000	155,000
4009	Social Safety Net Programme	726	0	0	0	0	0
7020	Caribbean Development Bank	0	0	0	380,000	400,000	400,000
	TOTAL	216,477,115	193,255,033	360,724,262	221,593,097	217,248,642	205,143,067
022	TREASURY DEPARTMENT						
0001	General Administration	1,487,002,297	72,015,613	100,872,852	104,140,673	114,067,244	118,364,928
	TOTAL	1,487,002,297	72,015,613	100,872,852	104,140,673	114,067,244	118,364,928
023	CUSTOMS DEPARTMENT						
0001	General Administration	26,856,079	23,604,068	32,074,102	36,200,161	36,556,776	36,836,796
4008	Customs Modernization Project	9,996,800	1,747,865	2,369,195	0	0	0
	TOTAL	36,852,879	25,351,933	34,443,297	36,200,161	36,556,776	36,836,796
024	DEPARTMENT OF STATISTICS						
0001	General Administration	2,788,897	1,948,821	3,612,011	3,774,520	3,925,356	3,988,552
4101	Labour Force Survey	0	0	0	49,590	52,200	52,200
4102	Business Establishment Survey	0	0	0	22,325	23,500	23,500
4103	GIAP Mapping	0	0	0	87,400	100,000	100,000
4104	Census Project	0	0	0	1,268,600	1,431,000	1,431,000
4105	Digitization Project	0	0	0	42,750	45,000	45,000
	TOTAL	2,788,897	1,948,821	3,612,011	5,245,185	5,577,056	5,640,252
026	PUBLIC DEBT SERVICING - INTEREST						
0001	General Administration	0	260,917,682	381,351,927	371,552,144	345,337,580	327,552,394
	TOTAL	0	260,917,682	381,351,927	371,552,144	345,337,580	327,552,394

ANNEX 7 - RECURRENT EXPENDITURES BY SPENDING UNIT



SPEND NO.	TITLE OF SPEND	PROVISIONAL EXPENDITURE		APPROVED ESTIMATES	ESTIMATES	PRELIMINARY FORECAST ESTIMATES	PRELIMINARY FORECAST ESTIMATES
		ACTUAL EXPENDITURE	(PROVISIONAL) EXPENDITURE				
		2017/2018 \$	JUL - MAR 2018/2019 \$				
027	PUBLIC DEBT REDEMPTION & SINKING FUNDS						
0001	General Administration	0	461,134,320	709,413,226	674,447,721	511,988,414	476,285,689
	TOTAL	0	461,134,320	709,413,226	674,447,721	511,988,414	476,285,689
028	DEPARTMENT OF INLAND REVENUE						
0001	General Administration	6,106,083	5,134,217	19,001,750	6,156,691	6,283,361	6,362,857
	TOTAL	6,106,083	5,134,217	19,001,750	6,156,691	6,283,361	6,362,857
029	MINISTRY OF NATIONAL SECURITY						
0001	General Administration	12,332,870	3,202,786	5,455,580	4,886,184	4,979,602	4,997,858
0172	National Intelligence Agency	1,929	0	2,000,000	1,672,739	1,910,778	2,260,778
0320	Victim Care Fund (Trafficking of Persons)	0	0	0	95,000	100,000	100,811
	TOTAL	12,334,799	3,202,786	7,455,580	6,653,923	6,990,380	7,359,447
030	DEPARTMENT OF IMMIGRATION						
0001	General Administration	21,062,641	21,339,503	35,277,972	36,173,209	36,478,910	36,686,131
0173	Citizenship Commission	0	0	0	28,500	33,000	33,000
0174	Detention Centre & Safe House	228,429	126,707	250,000	912,000	960,000	960,000
	TOTAL	21,291,070	21,466,210	35,527,972	37,113,709	37,471,910	37,679,131
031	ROYAL BAHAMAS POLICE FORCE						
0001	General Administration	127,223,236	90,186,456	127,907,570	120,693,880	126,656,567	126,172,401
0201	Airport Police Station	0	0	0	6,745	7,200	7,200
0202	Airwing Department	0	0	0	4,275	4,500	4,500
0203	Alice Town Station	0	0	0	7,505	7,900	7,900
0204	Arthur's Town Station	0	0	0	4,513	4,950	5,050
0206	Bullock's Harbour Station	0	0	0	5,225	5,700	6,000
0207	Cable Beach Police Station	0	0	0	25,650	27,100	28,300
0208	Cargill Creek Station	0	0	0	950	1,000	1,200
0209	Carmichael Road Police Station	0	0	0	57,475	60,500	60,500
0211	Central Detective Unit	0	0	0	228,950	242,000	243,000
0212	Central Police Station	0	0	0	267,900	287,000	283,000
0214	Communications Branch	0	0	0	31,350	33,000	33,000
0215	Complaints and Corruption	0	0	0	8,075	8,500	8,500
0216	Cooper's Town Station	0	0	0	8,930	9,400	9,500
0217	Criminal Records Office	0	0	0	25,745	27,100	18,100
0218	Crooked Island Station	0	0	0	5,225	5,500	5,500
0222	Drug Enforcement Unit	0	0	0	209,836	228,000	84,000
0223	East Street South Police Stati	0	0	0	48,925	51,500	51,500

ANNEX 7 - RECURRENT EXPENDITURES BY SPENDING UNIT



SPEND NO.	TITLE OF SPEND	PROVISIONAL EXPENDITURE		APPROVED ESTIMATES	ESTIMATES	PRELIMINARY FORECAST ESTIMATES	PRELIMINARY FORECAST ESTIMATES
		ACTUAL EXPENDITURE	(PROVISIONAL)				
		2017/2018 \$	JUL - MAR 2018/2019 \$				
0224	Eastern Division	0	0	0	61,275	64,500	64,500
0225	Eight Mile Rock Police Station	0	0	0	18,620	19,600	19,600
0226	Elizabeth Estates Police Stati	0	0	0	56,525	59,500	59,500
0227	Fire Services	0	0	0	40,850	43,000	43,000
0228	Fox Hill Police Station	0	0	0	24,985	26,300	26,300
0230	Fresh Creek Station	0	0	0	4,465	5,000	5,300
0231	Govern's Harbour Station	0	0	0	10,640	12,100	13,000
0235	Gregory Town Station	0	0	0	6,840	8,400	9,400
0236	Harbour Island Station	0	0	0	7,600	8,500	8,900
0239	Information Technology (Comput	0	0	0	34,675	36,500	38,900
0242	Lower Bogue Station	0	0	0	4,655	5,300	5,700
0244	Maintenance Section	0	0	0	307,800	324,000	325,000
0245	Mangrove Cay Station	0	0	0	4,750	5,500	5,800
0247	March Harbour Police Station	0	0	0	48,450	54,200	57,400
0248	Marine Unit	0	0	0	17,575	18,500	18,500
0249	Moore's Island Station	0	0	0	7,980	8,900	9,400
0250	Nassau Street Court Complex	0	0	0	40,850	43,000	43,000
0251	Nassau Street Court Station	0	0	0	31,350	33,000	33,000
0252	Nicoll's Town Station	0	0	0	8,075	8,900	9,200
0254	Police Financial Services	0	0	0	20,425	21,500	21,500
0255	Police Force Garage	0	0	0	82,175	86,500	91,500
0256	Police Stores	0	0	0	521,550	550,000	550,000
0257	Prosecutions	0	0	0	354,825	398,500	450,700
0259	Scientific Support Services	0	0	0	50,825	53,500	53,600
0261	South Central Police Station	0	0	0	83,125	88,500	95,600
0262	Southern Police Station	0	0	0	83,125	87,500	87,500
0264	Spring Point Police Station	0	0	0	3,895	4,600	5,000
0265	Tarpum Bay Station	0	0	0	5,130	5,900	6,300
0268	Western Division	0	0	0	41,800	44,000	44,000
0269	Western Sub-Station	0	0	0	21,850	26,000	26,000
0270	Wulff Road Police Station	0	0	0	75,644	76,500	78,600
TOTAL		127,223,236	90,186,456	127,907,570	123,723,483	129,895,117	129,334,851
032	ROYAL BAHAMAS DEFENCE FORCE						
0001	General Administration	54,808,725	41,594,977	59,878,015	56,244,131	57,116,343	57,874,895
0301	Royal Bahamas Defence Force Sa	0	0	0	341,416	361,211	369,371

ANNEX 7 - RECURRENT EXPENDITURES BY SPENDING UNIT



SPEND NO.	TITLE OF SPEND	PROVISIONAL EXPENDITURE		APPROVED ESTIMATES	ESTIMATES	PRELIMINARY FORECAST ESTIMATES	PRELIMINARY FORECAST ESTIMATES
		ACTUAL EXPENDITURE	(PROVISIONAL) EXPENDITURE				
		2017/2018 \$	JUL - MAR 2018/2019 \$				
0302	Airwing Department	0	0	0	86,038	90,566	90,566
0303	Commando Squadron Department	0	0	0	132,629	149,608	169,608
0304	Engineering Department	0	0	0	78,977	83,133	83,133
0305	Foreign Diplomatic Secretary	0	0	0	65,105	68,531	68,431
0306	Harbour Patrol Unit-East Bay S	0	0	0	110,907	116,743	117,263
0307	Hmbs Coral Harbour	0	0	0	519,531	535,688	555,869
0308	Hmbs Flamingo	0	0	0	59,155	62,267	62,267
0309	Hmbs Matthew Town	0	0	0	144,090	151,674	151,674
0310	Land and Sea Park	0	0	0	110,659	116,482	116,482
0311	Military Assistance to Civilia	0	0	0	65,105	68,531	68,531
0312	Military Police Department	0	0	0	136,925	164,130	174,130
0313	Northern Command	0	0	0	135,556	142,691	142,981
0314	Rbdf Departments/Section Centr	0	0	0	275,238	289,723	289,723
0315	Rbdf Medical Facility	0	0	0	68,808	73,428	73,428
0316	Satellite Base Alice Town	0	0	0	60,405	63,583	63,583
0317	Satellite Spring City	0	0	0	83,805	88,215	88,215
0318	Squadron Department	0	0	0	125,084	132,666	132,666
0319	Supply Department	0	0	0	263,101	277,947	278,220
TOTAL		54,808,725	41,594,977	59,878,015	59,106,665	60,153,160	60,971,036
033	MINISTRY OF PUBLIC WORKS						
0001	General Administration	37,285,500	32,561,482	48,744,888	53,147,849	57,491,882	58,652,173
0130	Coopers Town District	0	0	0	2,850	3,000	3,000
0131	Marsh Harbour District	0	0	0	36,385	36,585	36,585
0137	Nicholl's Town - North Andros	0	0	0	4,370	4,600	4,600
0138	Fresh Creek District (Fre)	0	0	0	3,563	3,750	3,750
0139	Kemp's Bay (South Andros) Dist	0	0	0	3,943	4,150	4,150
0140	Mangrove Cay	0	0	0	3,610	3,800	3,800
0146	Governor's Harbour (Gov)	0	0	0	4,513	4,750	4,750
0147	Rock Sound - South Eleuthera	0	0	0	4,371	4,600	4,600
0148	North Eleuthera	0	0	0	12,865	13,100	13,100
0151	Exuma (Exu)	0	0	0	27,836	28,098	28,098
0157	Freeport	0	0	0	4,370	4,600	4,600
0158	Eight Mile Rock & West End	0	0	0	4,655	4,900	4,900
0159	High Rock (Hig)	0	0	0	4,323	4,550	4,550
TOTAL		37,285,500	32,561,482	48,744,888	53,265,503	57,612,365	58,772,656

ANNEX 7 - RECURRENT EXPENDITURES BY SPENDING UNIT



SPEND NO.	TITLE OF SPEND	PROVISIONAL	EXPENDITURE	APPROVED		PRELIMINARY	PRELIMINARY
		ACTUAL	(PROVISIONAL)	ESTIMATES	ESTIMATES	FORECAST	FORECAST
		EXPENDITURE	JUL - MAR			ESTIMATES	ESTIMATES
		2017/2018	2018/2019	2018/2019	2019/2020	2020/2021	2021/2022
		\$	\$	\$	\$	\$	\$
034	DEPARTMENT OF PUBLIC WORKS						
0001	General Administration	17,769,690	12,732,102	17,902,442	17,726,725	18,426,659	19,183,447
	TOTAL	17,769,690	12,732,102	17,902,442	17,726,725	18,426,659	19,183,447
035	DEPARTMENT OF EDUCATION						
0001	General Administration	188,644,091	139,610,025	199,915,537	196,662,500	201,787,623	217,125,872
3101	SB-A. F. Adderley Secondary School	124,000	124,000	124,000	120,437	124,000	124,000
3102	SB-Abaco Central High School	65,000	65,000	65,000	62,901	65,000	65,000
3106	SB-Anatol Rodgers High School	344,400	369,222	344,400	338,943	344,400	344,400
3111	SB-Bartlette Hill Primary	67,300	67,300	67,300	65,637	67,300	67,300
3116	SB-Buttonwood Preschool	0	0	0	29,467	31,000	31,000
3117	SB-C.C. Sweeting S	118,557	118,557	118,557	113,937	118,557	118,557
3118	SB-C.H. Reeves Secondary School	124,000	124,000	124,000	118,996	124,000	124,000
3119	SB-C.I. Gibson	93,000	93,000	93,000	89,110	93,000	93,000
3120	SB-C.R. Walker Secondary School	128,600	128,600	128,600	122,220	128,600	128,600
3121	SB-C.V. Bethel Senior High School	96,600	96,600	96,600	92,922	96,600	96,600
3122	SB-C. W. Sawyer Primary	72,800	72,800	72,800	70,302	72,800	72,800
3123	SB-Carlton Francis Primary	97,000	97,000	97,000	94,423	97,000	97,000
3125	SB-Central Andros High School	37,000	37,000	37,000	35,233	37,000	37,000
3126	SB-Central Eleuthera High School	49,000	49,000	49,000	47,029	49,001	49,001
3128	SB-Claridge Primary	48,500	48,500	48,500	46,083	48,500	48,500
3135	SB-D.W. Davis Secondary School	141,000	141,000	141,000	136,722	141,000	141,000
3139	SB-Doris Johnson High School	0	0	0	131,551	136,000	136,000
3144	SB-Eight Mile Rock	149,200	149,200	149,200	144,663	149,200	149,200
3148	SB-Jack Hayward High	0	0	0	250,150	260,500	260,500
3155	SB-Garvin Tynes Primary	72,500	72,500	72,500	69,517	72,500	72,500
3158	SB-Gerald Cash Primary	85,000	85,000	85,000	82,459	85,000	85,000
3159	SB-Government High School	169,600	169,600	169,600	162,770	169,600	169,600
3167	SB-H.O. Nash Secondary School	103,000	103,000	103,000	98,540	103,000	103,000
3171	SB-Hugh Campbell Primary	124,000	124,000	124,000	118,309	124,000	124,000
3173	SB-Jack Hayward Junior High	388,800	388,800	388,800	122,538	128,300	128,300
3177	SB-Ln Coakley High School	60,000	60,000	60,000	58,466	60,000	60,000
3178	SB-L. W. Young Secondary School	110,000	110,000	110,000	106,040	110,000	110,000
3179	SB-Lewis Yard Primary	67,300	67,300	67,300	65,643	67,300	67,300
3192	SB-Moores Island All-Age School	31,000	31,000	31,000	29,509	31,000	31,000
3196	SB-N. G. M. Major High School	31,000	31,000	31,000	29,519	31,000	31,000

ANNEX 7 - RECURRENT EXPENDITURES BY SPENDING UNIT



SPEND NO.	TITLE OF SPEND	PROVISIONAL	EXPENDITURE	APPROVED		PRELIMINARY	PRELIMINARY
		ACTUAL	(PROVISIONAL)	ESTIMATES	ESTIMATES	FORECAST	FORECAST
		EXPENDITURE				ESTIMATES	ESTIMATES
		JUL - MAR					
		2017/2018	2018/2019	2018/2019	2019/2020	2020/2021	2021/2022
		\$	\$	\$	\$	\$	\$
3197	SB-Naomi Blatch Primary	4,605	31,000	31,000	29,520	31,000	31,000
3201	SB-North Andros High School	50,000	50,000	50,000	48,465	50,000	50,000
3207	SB-Old Bight High School	31,000	31,000	31,000	29,467	31,000	31,000
3214	SB-Preston H. Albury High School	48,000	48,000	48,000	45,803	48,000	48,000
3217	SB-R. M. Bailey Secondary School	147,200	147,200	147,200	142,300	147,200	147,200
3219	SB-Ridgeland Primary	55,400	55,400	55,400	53,217	55,400	55,400
3226	SB-S. C. Bootle High School	0	36,884	36,884	35,112	36,884	36,884
3227	SB-S. C. McPherson Secondary School	146,300	146,300	146,300	141,045	146,300	146,300
3233	SB-South Andros High	0	36,884	36,884	0	0	0
3241	SB-T.G. Glover	176,600	176,600	176,600	168,419	176,600	176,600
3257	SB-Walter Parker Primary	73,300	73,300	73,300	71,525	73,300	73,300
3258	SB-Freeport Primary	62,000	62,000	62,000	59,483	62,000	62,000
3259	SB-Albury/Sayles Primary	55,800	55,800	55,800	53,464	55,801	55,801
3260	SB-Woodcock Primary	37,000	37,000	37,000	35,222	37,000	37,000
3261	SB-Cleveland Eneas Primary	50,800	50,800	50,800	48,272	50,800	50,800
3262	SB-Carmichael Primary	80,000	80,000	80,000	77,708	80,000	80,000
3263	SB-Yellow Elder Primary	72,800	72,800	72,800	70,318	72,800	72,800
3264	SB-Martin Town Primary	67,300	67,300	67,300	65,653	67,300	67,300
3265	SB-Abaco Central Primary School	71,000	71,000	71,000	69,333	71,000	71,000
3266	SB-Sadie Curtis Primary	61,200	61,200	61,200	58,583	61,200	61,200
3267	SB-Stephen Dillette Primary	60,600	60,600	60,600	58,158	60,600	60,600
3268	SB-Thelma Gibson Primary	48,500	48,500	48,500	46,103	48,500	48,500
3269	SB-Uriah Mcphee	50,700	50,700	50,700	48,556	50,700	50,700
3270	SB-Maurice Moore Primary	61,000	61,000	61,000	59,096	61,000	61,000
3271	SB-Palmdale Primary	43,000	43,000	43,000	41,258	43,000	43,000
3272	SB-Oakes Field Primary	61,200	61,200	61,200	58,731	61,200	61,200
3273	SB-Centerville Primary	37,000	37,000	37,000	35,220	37,000	37,000
3275	SB-C. C. Sweeting J	104,000	104,000	104,000	100,256	104,000	104,000
3276	SB-E. P. Roberts Primary	60,600	60,600	60,600	58,160	60,600	60,600
3277	SB-Freeport Junior	224,400	224,400	224,400	220,612	224,400	224,400
3278	SB-Harbour Island All Age School	31,000	31,000	31,000	29,777	31,000	31,000
3279	SB-Mable Walker Primary	5,000	0	31,000	29,519	31,000	31,000
3280	SB-Marjorie Davis Institute	36,884	36,884	36,884	35,287	36,884	36,884
3281	SB-Prince Charles High School	136,000	136,000	136,000	0	0	0
3283	SB-Sandilands Primary	46,000	46,000	46,000	43,733	46,000	46,000

ANNEX 7 - RECURRENT EXPENDITURES BY SPENDING UNIT



SPEND NO.	TITLE OF SPEND	PROVISIONAL	EXPENDITURE	APPROVED		PRELIMINARY	PRELIMINARY
		ACTUAL	(PROVISIONAL)	ESTIMATES	ESTIMATES	FORECAST	FORECAST
		EXPENDITURE	JUL - MAR			ESTIMATES	ESTIMATES
		2017/2018	2018/2019	2018/2019	2019/2020	2020/2021	2021/2022
		\$	\$	\$	\$	\$	\$
3285	SB-St Georges High	205,100	205,100	205,100	201,138	205,100	205,100
3286	SB-W.Gordon/Columbus Primary	76,000	76,000	76,000	73,346	76,000	76,000
7003	National Spelling Bee	16,857	17,770	15,000	47,501	52,501	55,126
	TOTAL	194,236,394	145,323,226	205,632,146	202,205,896	207,535,851	222,876,725
037	DEPARTMENT OF ARCHIVES						
0001	General Administration	600,715	505,373	688,309	707,313	778,684	807,326
	TOTAL	600,715	505,373	688,309	707,313	778,684	807,326
038	MINISTRY OF EDUCATION						
0001	General Administration	85,738,884	73,907,629	91,896,592	109,266,753	109,374,740	110,412,801
0123	Student At Risk Programme	500,000	376,754	500,000	475,000	500,000	500,000
0351	National Library Services	106,922	85,700	118,800	112,860	118,800	118,800
0352	Let's Read Bahamas Project	3,473	837	13,770	9,500	10,000	10,000
0353	Nat'L Accreditation & Equivale	30,223	54,460	135,000	128,250	135,000	135,000
	TOTAL	86,379,502	74,425,380	92,664,162	109,992,363	110,138,540	111,176,601
040	MINISTRY OF TRANSPORT & LOCAL GOVERNMENT						
0001	General Administration	8,622,572	6,384,090	9,622,942	9,627,059	9,821,650	9,968,173
	TOTAL	8,622,572	6,384,090	9,622,942	9,627,059	9,821,650	9,968,173
043	MINISTRY OF SOCIAL SERVICES & URBAN DEVELOPMENT						
0001	General Administration	5,050,725	3,928,437	6,214,141	5,264,640	5,385,140	5,488,591
0125	Community & Family Life Programme	16,960	11,650	30,000	30,000	30,000	30,000
0126	Residential Care Programme	4,554	5,763	62,600	62,600	62,600	62,600
0354	Rehabilitive and Welfare Services	54,274	56,552	150,000	150,000	150,000	150,000
0355	Post School Age Facility For P	29,774	42,988	137,000	137,000	137,000	137,000
0357	Department for Gender and Family	0	0	0	350,000	350,000	350,000
0358	Department of Urban Renewal	5,000,000	3,750,000	5,000,000	5,000,001	5,000,001	5,000,001
	TOTAL	10,156,287	7,795,390	11,593,741	10,994,241	11,114,741	11,218,192
044	DEPARTMENT OF SOCIAL SERVICES						
0001	General Administration	38,306,394	26,229,802	38,698,911	38,372,854	40,400,144	41,601,744
0359	Disability Affairs Unit	2,389	8,485	50,000	50,000	50,000	50,000
0360	Early Childhood Development Ce	0	0	0	82,200	82,200	82,200
0426	Centre for Children with Disabilities	0	4,009	0	50,000	50,000	50,000
0427	National Council - International Year of Older Persons	0	403	0	17,000	17,000	17,000
0428	National Committee - Child Abuse Prevention	0	2,831	0	21,000	21,000	21,000
0429	National Committee For The Rights of Children	671	570	8,500	8,500	8,500	8,500
4009	Social Safety Net Programme	0	75,760	1,000,000	488,951	488,951	488,951

ANNEX 7 - RECURRENT EXPENDITURES BY SPENDING UNIT



SPEND NO.	TITLE OF SPEND	PROVISIONAL EXPENDITURE		APPROVED ESTIMATES	ESTIMATES	PRELIMINARY FORECAST ESTIMATES	PRELIMINARY FORECAST ESTIMATES
		ACTUAL EXPENDITURE	(PROVISIONAL) EXPENDITURE				
		2017/2018 \$	JUL - MAR 2018/2019 \$				
TOTAL		38,309,454	26,321,860	39,757,411	39,090,505	41,117,795	42,319,395
045	DEPARTMENT OF HOUSING						
0001	General Administration	2,318,913	1,143,079	2,296,960	2,245,057	2,365,985	2,429,723
4028	Repairs - Public Rental Units	214,485	176,877	315,000	299,200	315,000	315,000
TOTAL		2,533,398	1,319,956	2,611,960	2,544,257	2,680,985	2,744,723
047	MINISTRY OF YOUTH, SPORTS & CULTURE						
0001	General Administration	20,762,046	11,558,774	22,766,040	19,139,030	19,499,140	19,699,140
0414	Department of Culture	350,024	252,715	400,000	340,750	350,000	350,000
7005	National Junkanoo Festival	2,490,078	2,668,256	4,100,000	2,800,000	2,900,000	2,900,000
7006	National Youth Month	149,993	230,649	250,000	190,000	200,000	200,000
7007	National Arts Festival	153,383	101,183	160,000	237,500	250,000	250,000
7008	National Cultural Festival	399,082	110,994	500,000	143,500	150,000	150,000
TOTAL		24,304,606	14,922,571	28,176,040	22,850,780	23,349,140	23,549,140
048	DEPARTMENT OF LABOUR						
0001	General Administration	2,156,966	1,509,044	2,482,488	2,383,572	2,458,572	2,491,253
TOTAL		2,156,966	1,509,044	2,482,488	2,383,572	2,458,572	2,491,253
049	MINISTRY OF FINANCIAL SERVICES, TRADE & INDUSTRY & IMMIGRATION						
0001	General Administration	2,130,038	1,507,258	2,419,110	2,149,857	2,330,810	2,424,390
TOTAL		2,130,038	1,507,258	2,419,110	2,149,857	2,330,810	2,424,390
051	POST OFFICE DEPARTMENT						
0001	General Administration	6,746,193	4,614,866	7,120,120	6,370,674	6,963,660	7,146,437
0370	Abraham's Bay Post Office	0	0	0	2,700	3,400	4,000
0372	Airport Post Office	0	0	0	1,900	2,100	2,200
0373	Bimini Post Office	0	0	0	17,770	18,570	19,340
0375	Cable Beach Post Office	0	0	0	7,553	8,440	8,980
0376	Carmichael Road Post Office	0	0	0	16,388	17,680	18,160
0377	Cat Island Post Office	0	0	0	570	600	600
0378	Central Eleuthera Post Office	0	0	0	26,268	26,950	27,210
0379	Colonel Hill Post Office	0	0	0	4,630	4,700	4,700
0380	Elizabeth Estates Post Office	0	0	0	13,443	14,490	14,830
0381	Exuma Post Office	0	0	0	33,495	34,280	34,560
0382	Festival Place Post Office	0	0	0	1,140	1,200	1,200
0383	Fox Hill Post Office	0	0	0	7,857	8,270	8,270
0384	Fresh Creek Post Office	0	0	0	4,170	4,200	4,200
0385	Grants Town Post Office	0	0	0	5,463	5,750	5,750

ANNEX 7 - RECURRENT EXPENDITURES BY SPENDING UNIT



SPEND NO.	TITLE OF SPEND	PROVISIONAL	EXPENDITURE	APPROVED		PRELIMINARY	PRELIMINARY
		ACTUAL	(PROVISIONAL)	ESTIMATES	ESTIMATES	FORECAST	FORECAST
		EXPENDITURE	JUL - MAR	ESTIMATES	ESTIMATES	ESTIMATES	ESTIMATES
		2017/2018	2018/2019	2018/2019	2019/2020	2020/2021	2021/2022
		\$	\$	\$	\$	\$	\$
0386	Long Island Post Office	0	0	0	22,360	22,600	22,600
0388	Nicholl's Town Post Office	0	0	0	570	600	600
0389	North Eleuthera Post Office	0	0	0	23,525	23,700	23,700
0390	Northern Bahamas Post Office	0	0	0	50,848	53,352	53,352
0391	San Salvador Post Office	0	0	0	6,254	6,520	6,520
0392	Shirley Street Post Office	0	0	0	6,603	6,950	6,950
0393	South Beach Post Office	0	0	0	15,438	16,350	16,450
0394	South Eleuthera Post Office	0	0	0	3,325	3,500	3,500
0396	North Abaco	0	0	0	13,325	13,500	13,500
0397	South Abaco	0	0	0	10,047	10,260	10,260
0398	Central Abaco	0	0	0	44,860	45,600	45,600
0399	Mangrove Cay Post Office	0	0	0	3,454	3,520	3,320
0430	Kemp's Bay Post Office	0	0	0	7,068	7,250	7,250
	TOTAL	6,746,193	4,614,866	7,120,120	6,721,698	7,327,992	7,514,039
053	PORT DEPARTMENT						
0001	General Administration	6,302,722	6,013,718	8,523,120	8,616,536	9,152,820	10,044,966
	TOTAL	6,302,722	6,013,718	8,523,120	8,616,536	9,152,820	10,044,966
054	DEPARTMENT OF ROAD TRAFFIC						
0001	General Administration	4,622,728	3,304,446	5,295,180	4,640,655	5,260,648	5,522,150
0406	Road Traffic Safety Programme	0	0	0	7,790	8,200	8,200
	TOTAL	4,622,728	3,304,446	5,295,180	4,648,445	5,268,848	5,530,350
055	DEPARTMENT OF METEOROLOGY						
0001	General Administration	1,982,397	1,532,803	2,958,620	2,530,804	2,577,020	2,623,600
	TOTAL	1,982,397	1,532,803	2,958,620	2,530,804	2,577,020	2,623,600
056	MINISTRY OF AGRICULTURE & MARINE RESOURCES						
0001	General Administration	19,488,608	12,860,905	17,391,080	22,359,796	22,814,000	23,809,000
0128	Dept of Cooperative	35,083	49,927	275,000	261,250	300,000	300,000
0415	Contribution-Family Is Regatta	2,020,229	1,378,725	1,661,200	1,799,900	1,800,000	1,800,000
1037	Strengthening Agriculture - Statistical Unit	0	0	0	291,500	298,000	298,000
7019	AGRI Business Expo	0	0	0	218,785	240,000	243,000
	TOTAL	21,543,920	14,289,557	19,327,280	24,931,231	25,452,000	26,450,000
057	DEPARTMENT OF AGRICULTURE						
0001	General Administration	5,626,265	3,989,650	6,369,222	5,784,913	6,156,742	6,385,488
0568	Development of GRAC	0	0	0	85,025	95,000	97,500
	TOTAL	5,626,265	3,989,650	6,369,222	5,869,938	6,251,742	6,482,988

ANNEX 7 - RECURRENT EXPENDITURES BY SPENDING UNIT



SPEND NO.	TITLE OF SPEND	PROVISIONAL ACTUAL EXPENDITURE	EXPENDITURE (PROVISIONAL)	APPROVED ESTIMATES	ESTIMATES	PRELIMINARY FORECAST ESTIMATES	PRELIMINARY FORECAST ESTIMATES
		2017/2018	JUL - MAR 2018/2019	2018/2019	2019/2020	2020/2021	2021/2022
		\$	\$	\$	\$	\$	\$
058	DEPARTMENT OF MARINE RESOURCES						
0001	General Administration	2,627,047	1,657,669	2,840,026	2,377,544	2,804,757	2,935,821
	TOTAL	2,627,047	1,657,669	2,840,026	2,377,544	2,804,757	2,935,821
060	MINISTRY OF HEALTH						
0001	General Administration	277,758,960	227,056,498	293,810,388	299,328,737	303,040,410	304,083,240
0501	Abaco Primary Health Care Centre	0	0	0	500,000	500,000	500,000
0502	Alice Town Community Clinic	0	0	0	4,280	4,708	5,185
0503	Anne's Town Clinic	0	0	0	13,264	13,264	13,264
0507	Bullock's Harbour Community Clinic	0	0	0	2,000	2,100	2,212
0508	Coconut Grove Clinic	0	0	0	10,589	10,589	10,589
0510	Cooper's Town Community Clinic	0	0	0	11,652	12,669	13,789
0512	Elizabeth Estates Clinic	0	0	0	41,601	41,601	41,601
0513	Flamingo Gardens Clinic	0	0	0	50,237	50,237	50,237
0514	Fleming Street Clinic	0	0	0	23,410	23,410	23,410
0517	Fresh Creek Community Clinic	0	0	0	6,280	6,909	7,606
0518	Gambier Clinic	0	0	0	12,009	12,009	12,009
0519	George Town Community Clinic	0	0	0	87,750	88,445	89,221
0520	Govenor's Harbour Community Clinic	0	0	0	14,299	15,230	15,743
0524	Harbour Island Community Clinic	0	0	0	14,954	16,464	17,737
0529	Landrail Point Community Clinic	0	0	0	6,199	6,619	7,083
0532	Mangrove Cay Community Clinic	0	0	0	6,940	7,335	7,039
0533	Marsh Harbour Community Clinic	0	0	0	13,360	14,346	14,269
0536	Moore's Island Community Clinic	0	0	0	3,622	3,860	4,122
0537	Nicholl's Town Community Clinic	0	0	0	10,030	10,733	11,512
0538	Old Bright Community Clinic	0	0	0	8,388	8,927	9,522
0543	Rock Sound Community Clinic	0	0	0	8,846	9,582	10,390
0544	Sandy Point Community Clinic	0	0	0	5,486	5,886	6,324
0547	South Beach Health Centre	0	0	0	144,169	144,169	144,169
0548	Spanish Wells Community Clinic	0	0	0	6,249	6,775	7,355
0549	Spring Point Community Clinic	0	0	0	5,080	5,438	5,837
0551	Exuma Primary Health Care Centre	0	0	0	500,000	500,000	500,000
0562	Health Planning Unit	49	0	5,000	5,000	5,000	5,125
0563	Establishment of Hiv/Aids Unit	44,950	11,713	100,000	100,000	100,000	102,500
0564	San Salvador Clinic	0	0	0	7,050	7,530	8,065
0565	Matthew Town Clinic	0	0	0	2,650	2,765	2,894

ANNEX 7 - RECURRENT EXPENDITURES BY SPENDING UNIT



SPEND NO.	TITLE OF SPEND	PROVISIONAL EXPENDITURE		APPROVED ESTIMATES	ESTIMATES	PRELIMINARY FORECAST ESTIMATES	PRELIMINARY FORECAST ESTIMATES
		ACTUAL EXPENDITURE	(PROVISIONAL) EXPENDITURE				
		2017/2018 \$	JUL - MAR 2018/2019 \$				
0566	Mayaguana Clinic	0	0	0	4,000	4,200	4,423
0573	Deadman's Cay Clinic	0	0	0	14,904	16,202	17,629
1043	Office of Medical Staff DevelopmentL	0	0	0	1,000,000	1,000,000	1,000,000
TOTAL		277,803,959	227,068,211	293,915,388	301,973,035	305,697,412	306,754,101
065	DEPARTMENT OF ENVIRONMENTAL HEALTH SERVICES						
0001	General Administration	33,513,726	30,081,725	44,778,835	53,129,057	54,697,259	55,850,901
TOTAL		33,513,726	30,081,725	44,778,835	53,129,057	54,697,259	55,850,901
067	MINISTRY OF TOURISM & AVIATION						
0001	General Administration	105,187,068	72,779,353	120,081,569	113,957,030	114,114,396	115,391,952
0366	Dept of Aviation	0	0	0	68,875	72,500	72,500
1001	Sports Tourism	0	0	0	191,750	195,000	195,000
1002	Boating	0	0	0	240,000	240,000	240,000
1003	Fishing	0	0	0	68,000	68,000	68,000
1004	Diving	0	0	0	90,000	90,000	90,000
1005	Aviation	0	0	0	140,000	140,000	140,000
1006	Films Commission	0	0	0	175,000	175,000	175,000
1014	Domestic Tourism and Family Island Development	0	0	0	990,000	990,000	990,000
1015	Grand Bahama Island - Bto	0	0	0	600,000	600,000	600,000
1016	Events & Entertainment	0	0	0	971,700	971,700	971,700
1018	Groups & Conferences	0	0	0	750,000	750,000	750,000
1019	Culture, Heritage and Entertainment	0	0	0	250,000	250,000	250,000
1020	Sites and Facilities	0	0	0	300,000	300,000	300,000
1021	Visitor Safety and Security	0	0	0	250,000	250,000	250,000
1022	Tours And Transportation	0	0	0	1,805,008	1,805,008	1,805,008
1023	People to People	0	0	0	202,288	202,288	202,288
1024	Authentically Bahamian	0	0	0	56,500	56,500	56,500
1025	Signage Unit	0	0	0	38,000	38,000	38,000
1026	Visitor Relations	0	0	0	60,000	60,000	60,000
1027	Reception Services	0	0	0	120,000	120,000	120,000
1028	Protocol Unit	0	0	0	325,000	325,000	325,000
1029	Information Unit	0	0	0	147,920	147,920	147,920
1030	Culinary	0	0	0	150,000	150,000	150,000
1031	Industry Training and Education	0	0	0	265,000	265,000	265,000
1032	Romance and Weddings	0	0	0	450,000	450,000	450,000
1033	Research and Statistics (Indusa)	0	0	0	685,000	685,000	685,000

ANNEX 7 - RECURRENT EXPENDITURES BY SPENDING UNIT



SPEND NO.	TITLE OF SPEND	PROVISIONAL EXPENDITURE		APPROVED ESTIMATES	ESTIMATES	PRELIMINARY FORECAST ESTIMATES	PRELIMINARY FORECAST ESTIMATES
		ACTUAL EXPENDITURE	(PROVISIONAL) EXPENDITURE				
		2017/2018 \$	JUL - MAR 2018/2019 \$				
1034	Hotel Licensing	0	0	0	875,000	875,000	875,000
1035	Festival Place	0	0	0	1,171,000	1,180,000	1,180,000
7009	PGA - Abaco and Exuma	0	0	0	2,366,500	2,366,500	2,366,500
7010	Golf Management	0	0	0	500,000	500,000	500,000
7011	Tiger Woods Golf Classic	0	0	0	500,000	500,000	500,000
7012	Bahamas Bowl	0	0	0	500,000	500,000	500,000
7014	Marathon Bahamas	0	0	0	150,000	150,000	150,000
7016	Gymnastics	0	0	0	115,000	115,000	115,000
7017	Junkanoo Summer Festival	0	0	0	201,210	206,800	206,800
7018	Goombay Summer Festival	0	0	0	174,407	176,500	176,500
TOTAL		105,187,068	72,779,353	120,081,569	129,900,188	130,081,112	131,358,668
070	MINISTRY OF LABOUR						
0001	General Administration	2,390,477	2,918,461	4,245,547	4,870,437	4,930,732	5,016,793
0124	Consumer Welfare Affairs Unit	25,918	24,959	77,000	77,000	80,500	81,500
0410	Consumer Protection Authority	157,600	131,250	175,000	184,980	194,715	194,715
0411	National Training Agency	930,000	738,750	985,000	1,104,500	1,104,500	1,104,500
0413	Price Commission	10,913	11,298	25,000	24,300	25,001	25,002
4068	Skills For Current and Future Jobs In The Bahamas	0	17,500	1,000,000	2,250,000	2,250,000	2,250,000
TOTAL		3,514,908	3,842,218	6,507,547	8,511,217	8,585,448	8,672,510
072	MINISTRY OF THE ENVIRONMENT & HOUSING						
0001	General Administration	25,564,464	19,353,790	26,453,507	30,248,943	30,485,097	30,706,637
0119	Operation of Best Commission	13,175	0	0	116,660	122,800	126,300
0416	Forestry	76,336	87,677	288,300	341,335	368,300	378,800
0420	Operation - G.I.S. Unit	53,326	44,483	76,500	179,284	189,220	192,433
TOTAL		25,707,301	19,485,950	26,818,307	30,886,222	31,165,417	31,404,170
073	DEPARTMENT OF TRANSFORMATION & DIGITIZATION						
0001	General Administration	2,769,251	12,337,207	17,700,253	25,692,746	27,346,912	29,644,549
TOTAL		2,769,251	12,337,207	17,700,253	25,692,746	27,346,912	29,644,549
074	MINISTRY FOR GRAND BAHAMA						
0001	General Administration	10,071,164	6,368,056	12,234,242	10,629,628	12,129,942	12,833,718
0415	Contribution-Family Is Regatta	8,800	0	10,000	10,000	10,000	10,250
4100	Grand Bahama Technology Hub Initiative	0	279,959	300,000	1,530,000	1,750,000	1,810,000
TOTAL		10,079,964	6,648,015	12,544,242	12,169,628	13,889,942	14,653,968

ANNEX 8 - CAPITAL EXPENDITURES BY SPENDING UNIT



SPEND NO.	TITLE OF SPEND	PROVISIONAL EXPENDITURE		APPROVED ESTIMATES	ESTIMATES	PRELIMINARY FORECAST ESTIMATES	PRELIMINARY FORECAST ESTIMATES
		ACTUAL EXPENDITURE	(PROVISIONAL) EXPENDITURE				
		2017/2018 \$	JUL - MAR 2018/2019 \$				
013	MINISTRY OF FOREIGN AFFAIRS						
0001	General Administration	0	0	3,000,000	2,000,000	3,000,000	3,000,000
	TOTAL	0	0	3,000,000	2,000,000	3,000,000	3,000,000
021	MINISTRY OF FINANCE						
0001	General Administration	125,472,426	24,225,776	56,715,279	23,764,170	26,000,000	28,600,000
4001	Investment In Green Technology (Renewable)	0	0	10,000,000	5,000,000	3,500,000	9,420,000
4002	Digital Government Initiative	0	0	8,000,000	0	0	0
4003	Trade Sector Support Programme	0	0	2,950,379	0	0	0
4004	Performance Monitoring and Public Financial Management	0	1,798,097	3,400,000	3,000,000	3,000,000	3,000,000
4068	Skills For Current and Future Jobs In The Bahamas	0	0	0	500,000	500,000	400,000
4111	Inland Revenue	0	0	0	1,000,000	1,000,000	1,000,000
4112	Small & Medium Size Businesses	0	0	0	6,000,000	5,000,000	6,000,000
4114	The Pointe - Electrical Infrastructure	0	0	0	3,000,000	3,000,000	3,000,000
	TOTAL	125,472,426	26,023,873	81,065,658	42,264,170	42,000,000	51,420,000
023	CUSTOMS DEPARTMENT						
4003	Trade Sector Support Programme	0	0	0	2,418,000	3,000,000	2,000,000
	TOTAL	0	0	0	2,418,000	3,000,000	2,000,000
029	MINISTRY OF NATIONAL SECURITY						
0001	General Administration	0	367,558	12,450,000	0	0	0
4010	Computerization of Voters Registration Process	0	0	2,500,000	2,500,000	1,500,000	1,500,000
4115	Military Equipment Acquisition	0	0	0	9,500,000	12,500,000	12,500,000
	TOTAL	0	367,558	14,950,000	12,000,000	14,000,000	14,000,000
030	DEPARTMENT OF IMMIGRATION						
0001	General Administration	0	0	2,000,000	117,000	117,000	100,000
	TOTAL	0	0	2,000,000	117,000	117,000	100,000
032	ROYAL BAHAMAS DEFENCE FORCE						
0001	General Administration	17,524,823	4,530,861	10,050,000	1,030,000	1,710,000	1,410,000
4115	Military Equipment Acquisition	0	0	0	2,450,000	2,450,000	2,170,000
4116	Structure Upgrade	0	0	0	4,520,000	5,840,000	4,420,000
	TOTAL	17,524,823	4,530,861	10,050,000	8,000,000	10,000,000	8,000,000
033	MINISTRY OF PUBLIC WORKS						
0001	General Administration	91,843,474	57,563,385	115,936,850	3,853,750	3,849,250	3,859,250
4005	Airport Infrastructure Programme	0	0	0	10,826,816	9,226,816	10,509,500

ANNEX 8 - CAPITAL EXPENDITURES BY SPENDING UNIT



SPEND NO.	TITLE OF SPEND	PROVISIONAL EXPENDITURE		APPROVED ESTIMATES	ESTIMATES	PRELIMINARY FORECAST ESTIMATES	PRELIMINARY FORECAST ESTIMATES
		ACTUAL EXPENDITURE	(PROVISIONAL)				
		2017/2018 \$	JUL - MAR 2018/2019 \$				
4015	Climate Resilient Coastal Management	15,750	233,878	4,735,500	3,493,000	3,493,000	3,493,000
4084	Disaster Risk Management Plan	0	0	0	400,000	400,000	400,000
4110	Ministry Of Works-Epris	0	0	0	1,235,830	1,500,000	1,000,000
4116	Structure Upgrade	0	0	0	18,026,583	18,026,583	18,026,583
4117	Assessment & Design Services	0	0	0	5,000,000	5,500,000	5,700,000
4118	National Disaster Assistance	0	0	0	5,550,001	5,651,010	4,100,009
4119	Construction of Gymnasiums	0	0	0	4,846,162	4,846,162	4,903,479
4120	Bridges & Docks Infrastructure	0	0	0	10,346,000	10,346,000	10,779,330
4121	Roadworks Infrastructure	0	0	0	30,157,688	35,162,179	35,228,849
	TOTAL	91,859,224	57,797,263	120,672,350	93,735,830	98,001,000	98,000,000
038	MINISTRY OF EDUCATION						
0001	General Administration	33,850,724	35,107,161	27,610,000	4,089,224	3,540,000	3,587,600
4002	Digital Government Initiative	0	2,219,380	5,500,000	11,258,052	8,515,007	8,614,993
4016	Constructions of Schools	0	0	0	24,398,295	29,725,959	30,578,693
4116	Structure Upgrade	0	0	0	6,241,429	7,624,034	9,220,714
	TOTAL	33,850,724	37,326,541	33,110,000	45,987,000	49,405,000	52,002,000
040	MINISTRY OF TRANSPORT & LOCAL GOVERNMENT						
4116	Structure Upgrade	0	0	0	450,000	450,000	450,000
4122	Acquisition of Navigational Aides	0	0	0	50,000	50,000	50,000
	TOTAL	0	0	0	500,000	500,000	500,000
045	DEPARTMENT OF HOUSING						
0001	General Administration	0	368,604	5,000,000	0	0	0
4123	Development of Housing	0	0	0	3,000,000	3,000,000	3,000,000
	TOTAL	0	368,604	5,000,000	3,000,000	3,000,000	3,000,000
053	PORT DEPARTMENT						
0001	General Administration	0	252,438	500,000	0	0	0
	TOTAL	0	252,438	500,000	0	0	0
056	MINISTRY OF AGRICULTURE & MARINE RESOURCES						
0001	General Administration	0	0	840,000	390,000	390,000	390,000
4116	Structure Upgrade	0	0	0	390,000	390,000	390,000
	TOTAL	0	0	840,000	780,000	780,000	780,000
060	MINISTRY OF HEALTH						
0001	General Administration	0	536,303	24,000,000	0	0	0

ANNEX 8 - CAPITAL EXPENDITURES BY SPENDING UNIT



SPEND NO.	TITLE OF SPEND	PROVISIONAL EXPENDITURE		APPROVED ESTIMATES	ESTIMATES	PRELIMINARY FORECAST ESTIMATES	PRELIMINARY FORECAST ESTIMATES
		ACTUAL EXPENDITURE	(PROVISIONAL)				
		2017/2018 \$	JUL - MAR 2018/2019 \$				
4116	Structure Upgrade	0	0	0	12,000,000	12,000,000	12,000,000
	TOTAL	0	536,303	24,000,000	12,000,000	12,000,000	12,000,000
067	MINISTRY OF TOURISM & AVIATION						
0001	General Administration	0	0	0	2,000,000	2,000,000	2,000,000
	TOTAL	0	0	0	2,000,000	2,000,000	2,000,000
072	MINISTRY OF THE ENVIRONMENT & HOUSING						
0001	General Administration	0	0	0	298,000	298,000	298,000
0420	Operation - G.I.S. Unit	0	798,916	4,131,000	2,900,000	2,900,000	2,900,000
	TOTAL	0	798,916	4,131,000	3,198,000	3,198,000	3,198,000
073	DEPARTMENT OF TRANSFORMATION & DIGITIZATION						
0001	General Administration	0	0	0	1,500,000	1,500,000	1,500,000
1038	Modernization Unit	0	0	0	500,000	600,000	600,000
4124	IT Services	0	0	0	5,000,000	4,900,000	4,900,000
	TOTAL	0	0	0	7,000,000	7,000,000	7,000,000



COMMONWEALTH OF THE BAHAMAS

THE MINISTRY OF FINANCE CECIL WALLACE WHITEFIELD CENTRE

WEST BAY STREET | P.O. BOX N-3017 | NASSAU, BAHAMAS
T: 1.242.327.1530 | F: 1.242.327.1618 | E: MOFGENERAL@BAHAMAS.GOV.BS
WWW.BAHAMAS.GOV.BS