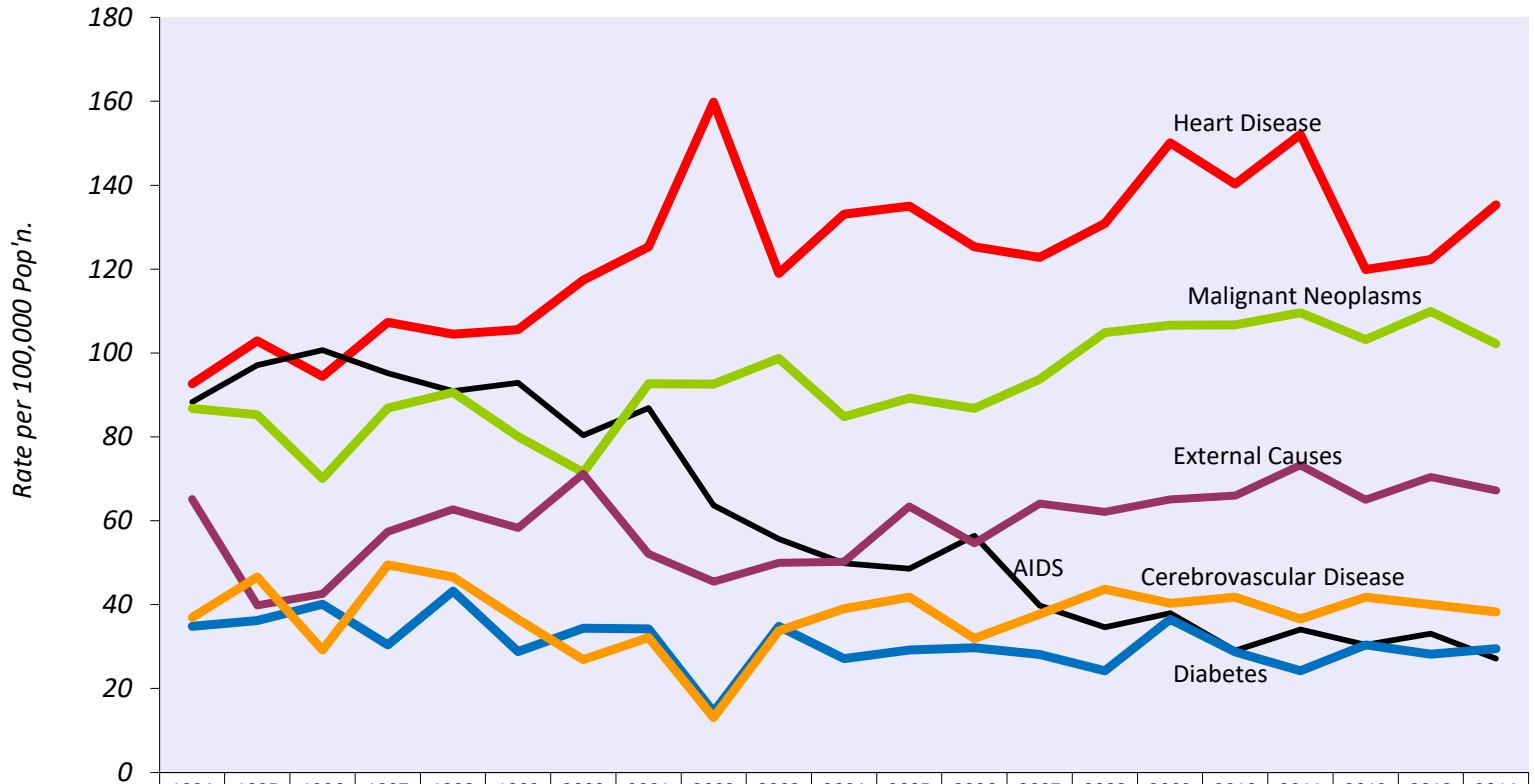


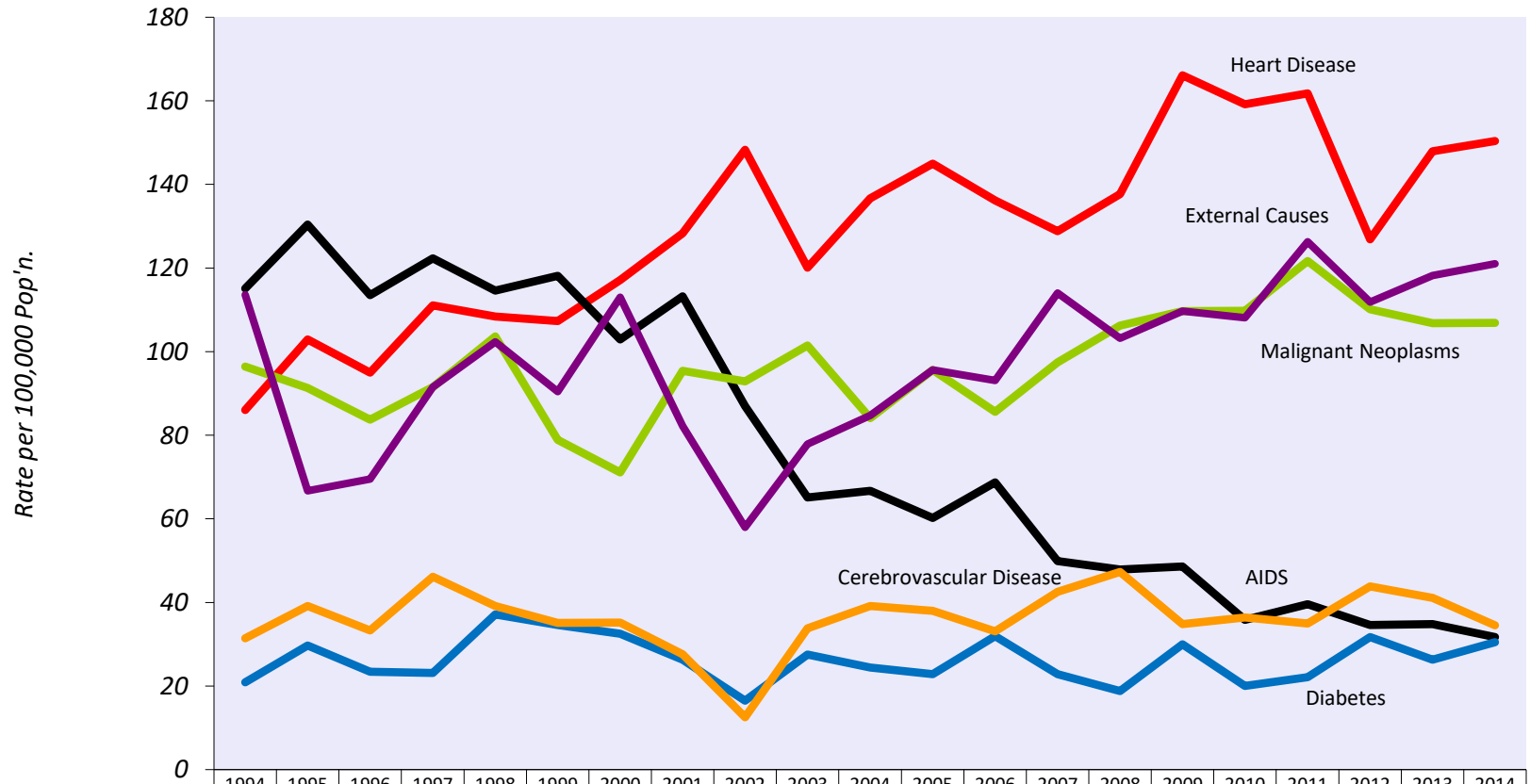
# Trends in Selected Leading Causes of Death All Ages, Both Sexes (Rates per 100,000 Population) Bahamas, 1994 - 2014



	1994	1995	1996	1997	1998	1999	2000	2001	2002	2003	2004	2005	2006	2007	2008	2009	2010	2011	2012	2013	2014
Heart Disease	92.7	102.9	94.4	107.3	104.5	105.6	117.4	125.3	159.8	119	133.1	135	125.3	122.8	130.9	150.1	140.3	152.1	119.9	122.3	135.3
AIDS	88.3	97.1	100.7	95.2	90.9	92.9	80.4	86.9	63.7	55.7	49.9	48.6	56.4	39.8	34.6	38	29	34.1	30.4	33.1	27.1
Malignant Neoplasms (Cancer)	86.8	85.3	70.1	86.9	90.6	80.1	71.5	92.7	92.6	98.7	84.8	89.2	86.8	93.7	104.9	106.6	106.7	109.6	103.2	109.9	102.2
External Causes*	65.2	39.8	42.6	57.4	62.7	58.3	71.2	52.1	45.5	50	50.2	63.4	54.6	64.1	62.1	65.1	66	73.2	65	70.4	67.2
Diabetes	34.8	36.2	40.1	30.4	43.2	28.8	34.4	34.2	14.4	34.8	27.1	29.2	29.7	28.1	24.2	36.5	28.7	24.2	30.4	28.2	29.5
Cerebrovascular Diseases (Stroke)	37	46.6	29.2	49.5	46.6	36.5	26.9	32.2	13.1	33.8	39	41.8	31.9	37.7	43.7	40.3	41.8	36.6	41.8	40	38.3

\* External Causes was previously termed "Accidents, Violence, and Poisonings".

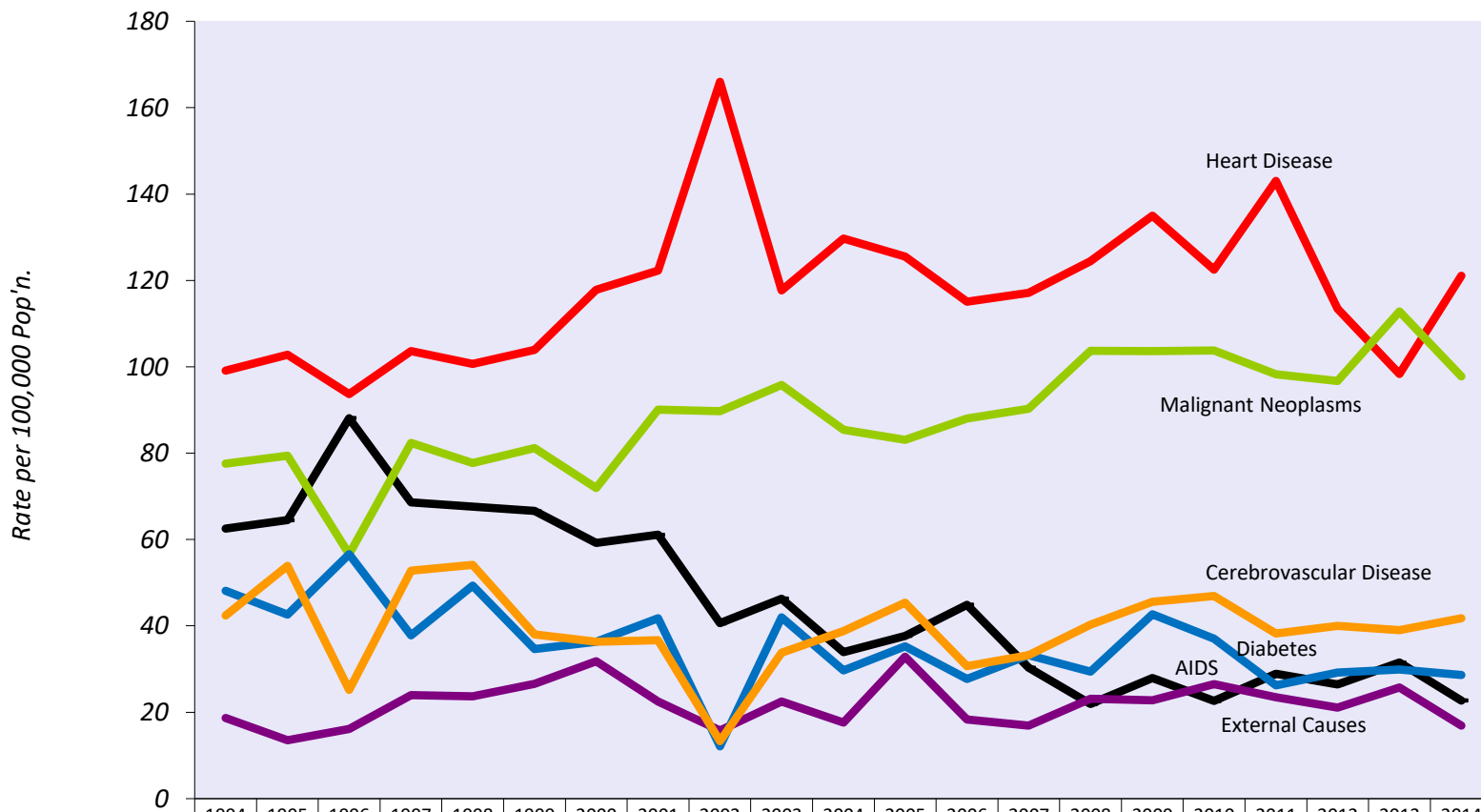
## Trends in Selected Leading Causes of Death Males (Rates per 100,000 Population), Bahamas, 1994 - 2014



	1994	1995	1996	1997	1998	1999	2000	2001	2002	2003	2004	2005	2006	2007	2008	2009	2010	2011	2012	2013	2014
Heart Disease	86	102.9	95	111.1	108.4	107.3	117.1	128.3	148.3	120.1	136.7	145	136.2	128.8	137.7	166.1	159.2	161.8	126.8	147.9	150.4
AIDS	115.1	130.4	113.5	122.3	114.6	118.1	102.9	113.2	87	65.1	66.7	60.2	68.7	49.9	47.9	48.6	35.8	39.6	34.6	34.8	31.7
Malignant Neoplasms (Cancer)	96.4	91.3	83.7	91.5	103.6	78.9	71.1	95.4	92.9	101.5	84.1	95.6	85.6	97.4	106.2	109.7	109.8	121.6	110.1	106.8	106.9
External Causes *	113.6	66.7	69.5	91.5	102.3	90.4	113	82.2	58	77.9	84.7	95.6	93.1	114	103.2	109.7	108.1	126.3	111.8	118.2	121
Diabetes	20.9	29.7	23.4	23.1	37.1	34.6	32.5	26.3	16.5	27.5	24.4	22.8	31.9	22.8	18.8	30	20	22.1	31.7	26.3	30.5
Cerebrovascular Disease (Stroke)	31.4	39.1	33.3	46.1	39.1	35.1	35.2	27.6	12.5	33.8	39.1	38	33.1	42.5	47.3	34.8	36.4	34.9	43.8	41.1	34.5

\* External Causes was previously termed "Accidents, Violence, and Poisonings".

## Trends in Selected Leading Causes of Death Females (Rates per 100,000 Population), Bahamas, 1994 - 2014



	1994	1995	1996	1997	1998	1999	2000	2001	2002	2003	2004	2005	2006	2007	2008	2009	2010	2011	2012	2013	2014
Heart Disease	99.1	102.8	93.7	103.6	100.7	103.9	117.8	122.3	166	117.7	129.7	125.5	115.1	117.1	124.5	135	122.5	143.0	113.4	98.3	121.1
AIDS	62.5	64.5	88.1	68.6	67.6	66.6	59.2	61.1	40.6	46.3	33.9	37.7	44.9	30.3	21.9	27.9	22.6	28.9	26.5	31.5	22.7
Malignant Neoplasms (Cancer)	77.6	79.4	56.6	82.4	77.7	81.2	71.9	90.1	89.7	95.8	85.4	83.1	88	90.3	103.7	103.6	103.8	98.2	96.7	112.8	97.8
External Causes *	18.7	13.5	16.1	24	23.7	26.6	31.8	22.5	15.8	22.5	17.6	32.9	18.3	16.9	23.1	22.8	26.5	23.5	21.1	25.7	16.9
Diabetes	48.1	42.6	56.6	37.8	49.3	34.6	36.3	41.8	12.1	42	29.7	35.3	27.7	33.2	29.4	42.7	37	26.2	29.2	29.9	28.6
Cerebrovascular Disease (Stroke)	42.4	53.9	25.2	52.8	54.1	38	36.3	36.7	13.3	33.8	38.8	45.4	30.7	33.2	40.3	45.6	46.9	38.2	40.0	39	41.8

\* External Causes was previously termed "Accidents, Violence, and Poisonings".